









Product	Article No.	SAP	Item Description	Qty.	Unit	PU	MRP	HS Code
	Mortise flush Door Hinge: HBN 20 Series							
	9228227	9228227	HBN-20 4141/160: 6.3x3.8x3.5, SS 304, Heavy duty hinge, Patented grease free ball bearing technology, Loading capacity 300kg/pair, EN1935 certified, Fire Rated; 200,000 cycles tested	01	Pair	01	8,490	83024110
	Mortise flush Door Hinge: HBN 14 Series							
	9228734	9228734	HBN-14 4x3x3 Square edge Z shape drilling pattern for timber doors, Capacity 160KG EN 1935 Grade14, Finish SS	1	Pair	1	1,736	83024110
	9228745	9228745	HBN-14 5x3x3 Square edge Z shape drilling pattern for timber doors, Capacity 160KG EN 1935 Grade14, Finish SS	1	Pair	1	1,862	83024110
	9228747	9228747	HBN-14 5x3x3 Round edge Z shape drilling pattern for timber doors, Capacity 160KG EN 1935 Grade14, Finish SS	1	Pair	1	1,862	83024110
	9250468	9250468	HBN-14 5x4x3 Square edge Z shape drilling pattern for timber doors, Capacity 160KG EN 1935 Grade14, Finish SS	1	Pair	1	2,012	83024110
	Spring Hinge							
	9228242	9228242	HBN-18-102/102-SPR: Spring Hinge, 4"x4"x3, SS 304, loading capacity 40kg/pair	01	Pair	01	1,901	83021090
	Lift off Hinge							
	9228245	9228245	HBN-13-4353C/102 SS L: Lift Off Hinge, 4"x3.5"x3, loading capacity 40kg/pair, DIN left	01	Pair	01	1,156	83021090
	9228764	9228764	HBN-13-4353C/102 SS R: Lift Off Hinge, 4"x3.5"x3, loading capacity 40kg/pair, DIN Right	01	Pair	01	1,271	83021090
	Rising Hinge							
	9228720	9228720	HBN-13-102/76-RSN DIN Right: Rising Hinge, 4"x3"x3, loading capacity 26kg/pair, DIN Right	01	Pair	01	1,187	83021090
	9228244	9228244	HBN-13-102/76-RSN DIN Left: Rising Hinge, 4"x3"x3, loading capacity 26kg/pair, DIN Left	01	Pair	01	1,187	83021090
	Flush Hinge							
	9228247	9228247	HBN- 13-4325ZM/102: Flush Hinge, 4"x3"x2.5 mm loading capacity 40kg/pair	01	Pair	01	946	83021090

Hinge Technology

► Concealed Hinges















Product	Article No.	SAP	Item Description	Qty.	Unit	PU	MRP	HS Code
	Concealed Hinges (Hinge Material: Base: Zinc Alloy; Connector: SS 304)							
	9228248	9228248	HBC-25-1835/117: Concealed Hinge for min door thickness: 29 mm, loading capacity: 50 kg/pair	1	Pair	1	4,212	83021090
	9228249	9228249	HBC-28-2245/117: Concealed Hinge for min door thickness: 35 mm, loading capacity: 50 kg/pair	1	Pair	1	6,721	83021090
	3D Concealed Hinges (Hinge Material: Base: Zinc Alloy; Connector: Aluminum Alloy)							
	9228474	9228474	HBC-25-1440/150Z-3D: 3D-Concealed Hinge, Min Door Thickness: 35 mm, Loading Capacity: 40 kg/pair, Finish Silver	1	Pair	1	3,999	83021090
	9228475	9228475	HBC-28-1640/150Z-3D: 3D-Concealed Hinge, Min Door Thickness: 40 mm, Loading Capacity: 80 kg/pair, Finish Silver	1	Pair	1	5,326	83021090
	9228476	9228476	HBC-34-1845/246Z-3D: 3D-Concealed Hinge, Min Door Thickness: 45 mm, Loading Capacity: 120 kg/pair, Finish Silver	1	Pair	1	7,571	83021090



Door Closer

► Door Closer with Slide Rail



Product	Article No.	SAP	Item Description	Qty.	Unit	PU	MRP	HS Code
Surface Mounted Door Closer with Slide rail								
  	HSS 61							
	9227802	9227802	HSS 61 B: EN 5-6, For Door Width 1250-1400 mm and Door Weight 100-250 kg; Adjustable Back-check; EN1154 certified, Fire Rated; 500,000 cycles tested. (For hinge side mounting only)	1	Set	1	24,012	83024110
  	HSS 41							
	9227808	9227808	HSS 41: EN 1-4, With slide rail B; For Door Width 750-1100 mm and Door Weight 20-120 kg; Fixed Back-check; EN1154 certified, Fire Rated; 500,000 cycles tested.	1	Set	1	15,043	83024110
  	HSS 31							
	9227810	9227810	HSS 31: EN 1-3, With slide rail B; For Door Width 750-950 mm and Door Weight 20-100 kg; Fixed Back-check; EN1154 certified, Fire Rated; 500,000 cycles tested.	1	Set	1	12,232	83024110
  	HSS 33							
	9227812	9227812	HSS 33: EN 3, With slide rail K; For Door Width 750-950 mm and Door Weight 20-80 kg; EN1154 certified, Fire Rated; 500,000 cycles tested. (Cannot be made hold open door closer)	1	Set	1	8,284	83024110

