




IMAGE	NEW ARTICLE	DESCRIPTION	UOM	MRP
	356.04.704	956A1004 TIP-ON SET , LONG VERSION, WITH MAGNET, SILK WHITE, TO BE FIXED NEAR THE HANDLE SIDE	PC	677
	356.04.304	956A1004 TIP-ON SET , LONG VERSION, WITH MAGNET, TERRA BLACK , TO BE FIXED NEAR THE HANDLE SIDE	PC	677
	423.58.004	956A1201 TIP-ON (20/32 MM) STRAIGHT R7036 PLATINUM GREY ADAPTER PLATE	PC	120
	423.58.007	956A1201 TIP-ON (20/32 MM) STRAIGHT SILK WHITE ADAPTER PLATE	PC	120
	423.58.001	956A1201 TIP-ON (20/32 MM) STRAIGHT TERRA BLACK ADAPTER PLATE	PC	120
	423.58.003	956.1201 TIP-ON (20/17 MM) STRAIGHT R7036 PLATINUM GREY ADAPTER PLATE	PC	120
	423.58.006	956.1201 TIP-ON (20/17 MM) STRAIGHT SILK WHITE ADAPTER PLATE	PC	120
	423.58.000	956.1201 TIP-ON (20/17 MM) STRAIGHT TERRA BLACK ADAPTER PLATE	PC	120
<b>RUNNER SYSTEMS</b>				
<b>MOVENTO RUNNER SYSTEMS (SETS)</b>				
<b>MOVENTO FULL EXTENSION WITH BLUMOTION 40 KG</b>				
	433.24.114	MOVENTO FULL EXTENSION RUNNERS WITH INTEGRATED BLUMOTION AND LOCKING DEVICES SET FOR A NOMINAL LENGTH OF 350MM AND WEIGHT CAPACITY OF 40 KG	SET	4567
	433.24.116	MOVENTO FULL EXTENSION RUNNERS WITH INTEGRATED BLUMOTION AND LOCKING DEVICES SET FOR A NOMINAL LENGTH OF 400MM AND WEIGHT CAPACITY OF 40 KG	SET	4615
	433.24.118	MOVENTO FULL EXTENSION RUNNERS WITH INTEGRATED BLUMOTION AND LOCKING DEVICES SET FOR A NOMINAL LENGTH OF 450MM AND WEIGHT CAPACITY OF 40 KG	SET	4661
	433.24.120	MOVENTO FULL EXTENSION RUNNERS WITH INTEGRATED BLUMOTION AND LOCKING DEVICES SET FOR A NOMINAL LENGTH OF 500MM AND WEIGHT CAPACITY OF 40 KG	SET	4708
	433.24.122	MOVENTO FULL EXTENSION RUNNERS WITH INTEGRATED BLUMOTION AND LOCKING DEVICES SET FOR A NOMINAL LENGTH OF 550MM AND WEIGHT CAPACITY OF 40 KG	SET	4958
	433.24.124	MOVENTO FULL EXTENSION RUNNERS WITH INTEGRATED BLUMOTION AND LOCKING DEVICES SET FOR A NOMINAL LENGTH OF 600MM AND WEIGHT CAPACITY OF 40 KG	SET	5453



IMAGE	NEW ARTICLE	DESCRIPTION	UOM	MRP
<b>MOVENTO FULL EXTENSION WITH BLUMOTION 60 KG</b>				
	433.24.318	MOVENTO FULL EXTENSION RUNNERS WITH INTEGRATED BLUMOTION AND LOCKING DEVICES SET FOR A NOMINAL LENGTH OF 450MM AND WEIGHT CAPACITY OF 60 KG	SET	5517
	433.24.320	MOVENTO FULL EXTENSION RUNNERS WITH INTEGRATED BLUMOTION AND LOCKING DEVICES SET FOR A NOMINAL LENGTH OF 500MM AND WEIGHT CAPACITY OF 60 KG	SET	5565
	433.24.322	MOVENTO FULL EXTENSION RUNNERS WITH INTEGRATED BLUMOTION AND LOCKING DEVICES SET FOR A NOMINAL LENGTH OF 550MM AND WEIGHT CAPACITY OF 60 KG	SET	5813
	433.24.324	MOVENTO FULL EXTENSION RUNNERS WITH INTEGRATED BLUMOTION AND LOCKING DEVICES SET FOR A NOMINAL LENGTH OF 600MM AND WEIGHT CAPACITY OF 60 KG	SET	6308
	433.24.325	MOVENTO FULL EXTENSION RUNNERS WITH INTEGRATED BLUMOTION AND LOCKING DEVICES SET FOR A NOMINAL LENGTH OF 650MM AND WEIGHT CAPACITY OF 60 KG	SET	6707
	433.24.326	MOVENTO FULL EXTENSION RUNNERS WITH INTEGRATED BLUMOTION AND LOCKING DEVICES SET FOR A NOMINAL LENGTH OF 700MM AND WEIGHT CAPACITY OF 60 KG	SET	7107
	433.24.327	MOVENTO FULL EXTENSION RUNNERS WITH INTEGRATED BLUMOTION AND LOCKING DEVICES SET FOR A NOMINAL LENGTH OF 750MM AND WEIGHT CAPACITY OF 60 KG	SET	7508
<b>MOVENTO FULL EXTENSION WITH TIP-ON BLUMOTION 40 KG</b>				
	433.24.854	MOVENTO FULL EXTENSION RUNNERS WITH INTEGRATED TIP-ON BLUMOTION AND LOCKING DEVICES SET FOR A NOMINAL LENGTH OF 350MM AND WEIGHT CAPACITY OF 40 KG	SET	7417
	433.24.856	MOVENTO FULL EXTENSION RUNNERS WITH INTEGRATED TIP-ON BLUMOTION AND LOCKING DEVICES SET FOR A NOMINAL LENGTH OF 400MM AND WEIGHT CAPACITY OF 40 KG	SET	7465
	433.24.858	MOVENTO FULL EXTENSION RUNNERS WITH INTEGRATED TIP-ON BLUMOTION AND LOCKING DEVICES SET FOR A NOMINAL LENGTH OF 450MM AND WEIGHT CAPACITY OF 40 KG	SET	7513
	433.24.860	MOVENTO FULL EXTENSION RUNNERS WITH INTEGRATED TIP-ON BLUMOTION AND LOCKING DEVICES SET FOR A NOMINAL LENGTH OF 500MM AND WEIGHT CAPACITY OF 40 KG	SET	7561
	433.24.862	MOVENTO FULL EXTENSION RUNNERS WITH INTEGRATED TIP-ON BLUMOTION AND LOCKING DEVICES SET FOR A NOMINAL LENGTH OF 550MM AND WEIGHT CAPACITY OF 40 KG	SET	7818

IMAGE	NEW ARTICLE	DESCRIPTION	UOM	MRP
<b>MOVENTO S Runners</b>				
	433.33.012	MOVENTO with BLUMOTION S, full extension for wooden drawer, 40 kg, NL=300 mm,	PC	3749
	433.33.013	MOVENTO with BLUMOTION S, full extension for wooden drawer, 40 kg, NL=320 mm,	PC	3749
	433.33.014	MOVENTO with BLUMOTION S, full extension for wooden drawer, 40 kg, NL=350 mm,	PC	3749
	433.33.016	MOVENTO with BLUMOTION S, full extension for wooden drawer, 40 kg, NL=400 mm,	PC	3791
	433.33.018	MOVENTO with BLUMOTION S, full extension for wooden drawer, 40 kg, NL=450 mm,	PC	3834
	433.33.020	MOVENTO with BLUMOTION S, full extension for wooden drawer, 40 kg, NL=500 mm,	PC	3877
	433.33.022	MOVENTO with BLUMOTION S, full extension for wooden drawer, 40 kg, NL=550 mm,	PC	4105
	433.33.024	MOVENTO with BLUMOTION S, full extension for wooden drawer, 40 kg, NL=600 mm,	PC	4564
	433.33.218	MOVENTO with BLUMOTION S, full extension for wooden drawer, 60 kg, NL=450 mm,	PC	4617
	433.33.220	MOVENTO with BLUMOTION S, full extension for wooden drawer, 60 kg, NL=500 mm,	PC	4660
	433.33.222	MOVENTO with BLUMOTION S, full extension for wooden drawer, 60 kg, NL=550 mm,	PC	4887
	433.33.224	MOVENTO with BLUMOTION S, full extension for wooden drawer, 60 kg, NL=600 mm,	PC	5347
	433.33.227	MOVENTO with BLUMOTION S, full extension for wooden drawer, 60 kg, NL=750 mm,	PC	6494
<b>MOVENTO LOCKING DEVICES</b>				
	433.24.981	T51.7601 MOVENTO LOCKING DEVICE WITH SIDE ADJUSTMENT, LEFT	PC	319
	433.24.980	T51.7601 MOVENTO LOCKING DEVICE WITH SIDE ADJUSTMENT, RIGHT	PC	319
<b>MOVENTO TIP-ON SET SPARES</b>				
	433.24.995	T57.7400 MOVENTO TIP-ON SET FOR SYNCHRONISATION	SET	1444
	550.60.119	ZST.1125W MOVENTO TIP-ON SYNCHRONISATION LINKAGE , LENGTH OF THR ROD=1125MM, OUTER DIAMETRE=10.95MM	PC	843
<b>MOVENTO TIP-ON SET</b>				
	433.24.996	MOVENTO TIP ON SET FOR FOR DRAWERS OF WIDTH GREATER THAN 600 MM	SET	1709












IMAGE	NEW ARTICLE	DESCRIPTION	UOM	MRP
<b>MOVENTO DEPTH ADJUSTER</b>				
	433.24.970	298.7600 MOVENTO LEFT+RIGHT POSISTOP AND DEPTH ADJUSTMENT WITH INTEGRATED SERVO-DRIVE BUMPER, LENGTH: 71.6 MM, WIDTH: 23.8 MM, THICKNESS: 22 MM	SET	625
<b>MOVENTO SIDE STABILIZATION KITS</b>				
	433.24.951	ZS7.600MU MOVENTO FULL EXTENSION CUT TO SIZE SIDE STABILISATION, CABINET WIDTH= MAXIMUM 1400 MM, NOMINAL LENGTH=600 MM	PC	3437
<b>MOVENTO AND LEGRABOX TIP-ON BLUMOTION SET SPARES</b>				
	550.60.100	ZST.1137W MOVENTO TIP-ON SYNCHRONISATION LINKAGE , CABINET WIDTH=1400MM, LENGTH OF THR ROD=1137MM, OUTER DIAMETRE=10.95MM	PC	37
	550.60.119	ZST.1137W MOVENTO TIP-ON SYNCHRONISATION LINKAGE , CABINET WIDTH=1400MM, LENGTH OF THR ROD=1137MM, OUTER DIAMETRE=10.95MM	PC	614
	550.61.012	T60L7543 TIP-ON BLUMOTION RIGHT L3 TYPE UNIT FOR LEGRABOX AND MOVENTO FOR A NOMINAL LENGTH =350 - 750 MM AND WEIGHT CAPACITY 5 KG TO 40 KG	PC	1081
	550.61.015	T60L7543 TIP-ON BLUMOTION LEFT L3 TYPE UNIT FOR LEGRABOX AND MOVENTO FOR A NOMINAL LENGTH =350 - 750 MM AND WEIGHT CAPACITY 5 KG TO 40 KG	PC	1081
	550.61.014	T60L7573 TIP-ON BLUMOTION LEFT L5 TYPE UNIT FOR LEGRABOX AND MOVENTO FOR A NOMINAL LENGTH =450 - 750 MM AND WEIGHT CAPACITY 25 KG TO 70 KG	PC	1081
	550.61.013	T60L7573 TIP-ON BLUMOTION RIGHT L5 TYPE UNIT FOR LEGRABOX AND MOVENTO FOR A NOMINAL LENGTH =450 - 750 MM AND WEIGHT CAPACITY 25 KG TO 70 KG	PC	1081
	433.24.995	T57.7400.01 TIP-ON SET FOR SYNCHRONISATION, FOR LEGRABOX AND MOVENTO	SET	1444
	550.60.131	T60L7009 TIP-ON BLUMOTION LEFT LATCH	PC	92
	550.60.130	T60L7009 TIP-ON BLUMOTION RIGHT LATCH	PC	92

IMAGE	NEW ARTICLE	DESCRIPTION	UOM	MRP
<b>TANDEM RUNNER SINGLE EXTENSION COMPATIBLE WITH TIP-ON / WITHOUT BLUMOTION FOR 30 KG DRAWERS</b>				
	423.53.275	TANDEM RUNNER NL 270MM SINGLE EXTENSION 30KG WITH LOCKING BRACKET COMPATABLE WITH TIP-ON	SET	1199
	423.53.300	TANDEM RUNNER NL 300MM SINGLE EXTENSION 30KG WITH LOCKING BRACKET COMPATABLE WITH TIP-ON	SET	1199
	423.53.355	TANDEM RUNNER NL 350MM SINGLE EXTENSION 30KG WITH LOCKING BRACKET COMPATABLE WITH TIP-ON	SET	1199
	423.53.408	TANDEM RUNNER NL 400MM SINGLE EXTENSION 30KG WITH LOCKING BRACKET COMPATABLE WITH TIP-ON	SET	1221
	423.53.453	TANDEM RUNNER NL 450MM SINGLE EXTENSION 30KG WITH LOCKING BRACKET COMPATABLE WITH TIP-ON	SET	1240
	423.53.506	TANDEM RUNNER NL 500MM SINGLE EXTENSION 30KG WITH LOCKING BRACKET COMPATABLE WITH TIP-ON	SET	1261
	423.53.551	TANDEM RUNNER NL 550MM SINGLE EXTENSION 30KG WITH LOCKING BRACKET COMPATABLE WITH TIP-ON	SET	1425
<b>TANDEM RUNNER SINGLE EXTENSION WITH BLUMOTION FOR 30 KG DRAWERS</b>				
	423.53.727	TANDEM RUNNER WITH INTEGRATED BLUMOTION NL 270MM SINGLE EXTENSION 30KG WITH LOCKING BRACKET	SET	1727
	423.53.730	TANDEM RUNNER WITH INTEGRATED BLUMOTION NL 300MM SINGLE EXTENSION 30KG WITH LOCKING BRACKET	SET	1727
	423.53.735	TANDEM RUNNER WITH INTEGRATED BLUMOTION NL 350MM SINGLE EXTENSION 30KG WITH LOCKING BRACKET	SET	1727
	423.53.740	TANDEM RUNNER WITH INTEGRATED BLUMOTION NL 400MM SINGLE EXTENSION 30KG WITH LOCKING BRACKET	SET	1851
	423.53.745	TANDEM RUNNER WITH INTEGRATED BLUMOTION NL 450MM SINGLE EXTENSION 30KG WITH LOCKING BRACKET	SET	1891
	423.53.750	TANDEM RUNNER WITH INTEGRATED BLUMOTION NL 500MM SINGLE EXTENSION 30KG WITH LOCKING BRACKET	SET	1934
	423.53.755	TANDEM RUNNER WITH INTEGRATED BLUMOTION NL 550MM SINGLE EXTENSION 30KG WITH LOCKING BRACKET	SET	1974
<b>TANDEM RUNNER FULL EXTENSION WITH TIP-ON 30 KG</b>				
	423.54.272	TANDEM RUNNER NL 270MM FULL EXTENSION 30KG WITH LOCKING BRACKET, COMPATABLE WITH TIP-ON	SET	2319
	423.54.307	TANDEM RUNNER NL 300MM FULL EXTENSION 30KG WITH LOCKING BRACKET, COMPATABLE WITH TIP-ON	SET	2319
	423.54.352	TANDEM RUNNER NL 350MM FULL EXTENSION 30KG WITH LOCKING BRACKET, COMPATABLE WITH TIP-ON	SET	2319
	423.54.405	TANDEM RUNNER NL 400MM FULL EXTENSION 30KG WITH LOCKING BRACKET, COMPATABLE WITH TIP-ON	SET	2379
	423.54.450	TANDEM RUNNER NL 450MM FULL EXTENSION 30KG WITH LOCKING BRACKET, COMPATABLE WITH TIP-ON	SET	2432
	423.54.503	TANDEM RUNNER NL 500MM FULL EXTENSION 30KG WITH LOCKING BRACKET, COMPATABLE WITH TIP-ON	SET	2496
	423.54.558	TANDEM RUNNER NL 550MM FULL EXTENSION 30KG WITH LOCKING BRACKET, COMPATABLE WITH TIP-ON	SET	2717

IMAGE	NEW ARTICLE	DESCRIPTION	UOM	MRP
<b>TANDEM RUNNER FULL EXTENSION WITH BLUMOTION 30 KG</b>				
	423.54.727	TANDEM RUNNER WITH INTEGRATED BLUMOTION NL 270MM FULL EXTENSION 30KG WITH LOCKING BRACKET	SET	3024
	423.54.730	TANDEM RUNNER WITH INTEGRATED BLUMOTION NL 300MM FULL EXTENSION 30KG WITH LOCKING BRACKET	SET	3024
	423.54.735	TANDEM RUNNER WITH INTEGRATED BLUMOTION NL 350MM FULL EXTENSION 30KG WITH LOCKING BRACKET	SET	3105
	423.54.740	TANDEM RUNNER WITH INTEGRATED BLUMOTION NL 400MM FULL EXTENSION 30KG WITH LOCKING BRACKET	SET	3157
	423.54.745	TANDEM RUNNER WITH INTEGRATED BLUMOTION NL 450MM FULL EXTENSION 30KG WITH LOCKING BRACKET	SET	3248
	423.54.750	TANDEM RUNNER WITH INTEGRATED BLUMOTION NL 500MM FULL EXTENSION 30KG WITH LOCKING BRACKET	SET	3361
	423.54.755	TANDEM RUNNER WITH INTEGRATED BLUMOTION NL 550MM FULL EXTENSION 30KG WITH LOCKING BRACKET	SET	3528
<b>TANDEM RUNNER FULL EXTENSION WITH BLUMOTION 50 KG</b>				
	423.59.745	TANDEM RUNNER WITH INTEGRATED BLUMOTION NL 450MM FULL EXTENSION 50KG WITH LOCKING BRACKET	SET	4591
	423.59.750	TANDEM RUNNER WITH INTEGRATED BLUMOTION NL 500MM FULL EXTENSION 50KG WITH LOCKING BRACKET	SET	4485
	423.59.755	TANDEM RUNNER WITH INTEGRATED BLUMOTION NL 550MM FULL EXTENSION 50KG WITH LOCKING BRACKET	SET	5003
	423.59.760	TANDEM RUNNER WITH INTEGRATED BLUMOTION NL 600MM FULL EXTENSION 50KG WITH LOCKING BRACKET	SET	5175
	423.59.765	TANDEM RUNNER WITH INTEGRATED BLUMOTION NL 650MM FULL EXTENSION 50KG WITH LOCKING BRACKET	SET	5434
	423.59.770	TANDEM RUNNER WITH INTEGRATED BLUMOTION NL 700MM FULL EXTENSION 50KG WITH LOCKING BRACKET	SET	5826
	423.59.775	TANDEM RUNNER WITH INTEGRATED BLUMOTION NL 750MM FULL EXTENSION 50KG WITH LOCKING BRACKET	SET	6385
<b>TANDEM RUNNER FULL EXTENSION WITH TIP-ON 50 KG</b>				
	423.59.945	TANDEM RUNNER NL 450MM FULL EXTENSION 50KG WITH LOCKING BRACKET, COMPATABLE WITH TIP-ON	SET	4327
	423.59.950	TANDEM RUNNER NL 500MM FULL EXTENSION 50KG WITH LOCKING BRACKET, COMPATABLE WITH TIP-ON	SET	4327
	423.59.955	TANDEM RUNNER NL 550MM FULL EXTENSION 50KG WITH LOCKING BRACKET, COMPATABLE WITH TIP-ON	SET	4537
	423.59.960	TANDEM RUNNER NL 600MM FULL EXTENSION 50KG WITH LOCKING BRACKET, COMPATABLE WITH TIP-ON	SET	4956
	423.59.965	TANDEM RUNNER NL 650MM FULL EXTENSION 50KG WITH LOCKING BRACKET, COMPATABLE WITH TIP-ON	SET	5320

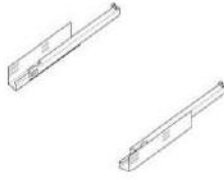

IMAGE	NEW ARTICLE	DESCRIPTION	UOM	MRP
<b>TANDEM COMPONENTS</b>				
<b>TANDEM SINGLE EXTENSION 30 KG TIP-ON COMPATIBLE RUNNERS</b>				
	423.53.319	550H3000.03 TANDEM 30 KG SINGLE EXTENSION LEFT+RIGHT RUNNER SUITABLE FOR TIP ON, NOMINAL LENGTH: 300 MM	PR	1102
	423.53.364	550H3500.03 TANDEM 30 KG SINGLE EXTENSION LEFT+RIGHT RUNNER SUITABLE FOR TIP ON, NOMINAL LENGTH: 350 MM	PR	1102
	423.53.417	550H4000.03 TANDEM 30 KG SINGLE EXTENSION LEFT+RIGHT RUNNER SUITABLE FOR TIP ON, NOMINAL LENGTH: 400 MM	PR	1127
	423.53.462	550H4500.03 TANDEM 30 KG SINGLE EXTENSION LEFT+RIGHT RUNNER SUITABLE FOR TIP ON, NOMINAL LENGTH: 450 MM	PR	1147
	423.53.515	550H5000.03 TANDEM 30 KG SINGLE EXTENSION LEFT+RIGHT RUNNER SUITABLE FOR TIP ON, NOMINAL LENGTH: 500 MM	PR	1173
	423.53.560	550H5500.03 TANDEM 30 KG SINGLE EXTENSION LEFT+RIGHT RUNNER SUITABLE FOR TIP ON, NOMINAL LENGTH: 550 MM	PR	1358
	423.53.660	550H6000.03 TANDEM 30 KG SINGLE EXTENSION LEFT+RIGHT RUNNER SUITABLE FOR TIP ON, NOMINAL LENGTH: 600 MM	PR	2139
<b>TANDEM SINGLE EXTENSION 30 KG RUNNERS WITH INTEGRATED BLUMOTION</b>				
	423.53.728	550H2700B TANDEM 30 KG SINGLE EXTENSION LEFT+RIGHT RUNNER WITH INTEGRATED BLUMOTION, NOMINAL LENGTH: 270 MM	PR	2231
	423.53.731	550H3000B TANDEM 30 KG SINGLE EXTENSION LEFT+RIGHT RUNNER WITH INTEGRATED BLUMOTION, NOMINAL LENGTH: 300 MM	PR	2231
	423.53.736	550H3500B TANDEM 30 KG SINGLE EXTENSION LEFT+RIGHT RUNNER WITH INTEGRATED BLUMOTION, NOMINAL LENGTH: 350 MM	PR	2231
	423.53.741	550H4000B TANDEM 30 KG SINGLE EXTENSION LEFT+RIGHT RUNNER WITH INTEGRATED BLUMOTION, NOMINAL LENGTH: 400 MM	PR	2270
	423.53.746	550H4500B TANDEM 30 KG SINGLE EXTENSION LEFT+RIGHT RUNNER WITH INTEGRATED BLUMOTION, NOMINAL LENGTH: 450 MM	PR	2308
	423.53.751	550H5000B TANDEM 30 KG SINGLE EXTENSION LEFT+RIGHT RUNNER WITH INTEGRATED BLUMOTION, NOMINAL LENGTH: 500 MM	PR	2351
	423.53.756	550H5500B TANDEM 30 KG SINGLE EXTENSION LEFT+RIGHT RUNNER WITH INTEGRATED BLUMOTION, NOMINAL LENGTH: 550 MM	PR	2348
<b>TANDEM FULL EXTENSION 30 KG TIP-ON COMPATIBLE RUNNERS</b>				
	423.54.283	560H2700C TANDEM 30 KG FULL EXTENSION LEFT+RIGHT RUNNER SUITABLE FOR TIP ON, NOMINAL LENGTH: 270 MM	PR	2484
	423.54.318	560H3000C TANDEM 30 KG FULL EXTENSION LEFT+RIGHT RUNNER SUITABLE FOR TIP ON, NOMINAL LENGTH: 300 MM	PR	2484
	423.54.363	560H3500C TANDEM 30 KG FULL EXTENSION LEFT+RIGHT RUNNER SUITABLE FOR TIP ON, NOMINAL LENGTH: 350 MM	PR	2484
	423.54.416	560H4000C TANDEM 30 KG FULL EXTENSION LEFT+RIGHT RUNNER SUITABLE FOR TIP ON, NOMINAL LENGTH: 400 MM	PR	2557
	423.54.362	560H4500C TANDEM 30 KG FULL EXTENSION LEFT+RIGHT RUNNER SUITABLE FOR TIP ON, NOMINAL LENGTH: 450 MM	PR	2621
	423.54.514	560H5000C TANDEM 30 KG FULL EXTENSION LEFT+RIGHT RUNNER SUITABLE FOR TIP ON, NOMINAL LENGTH: 500 MM	PR	2696
	423.54.569	560H5500C TANDEM 30 KG FULL EXTENSION LEFT+RIGHT RUNNER SUITABLE FOR TIP ON, NOMINAL LENGTH: 550 MM	PR	2957

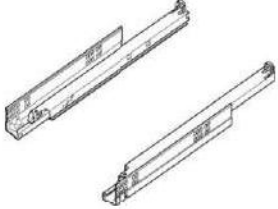

IMAGE	NEW ARTICLE	DESCRIPTION	UOM	MRP
<b>TANDEM FULL EXTENSION 30 KG RUNNERS WITH INTEGRATED BLUMOTION</b>				
	423.54.728	560H2700B TANDEM 30 KG FULL EXTENSION LEFT+RIGHT RUNNER WITH INTEGRATED BLUMOTION, NOMINAL LENGTH: 270 MM	PR	3728
	423.54.731	560H3000B TANDEM 30 KG FULL EXTENSION LEFT+RIGHT RUNNER WITH INTEGRATED BLUMOTION, NOMINAL LENGTH: 300 MM	PR	3728
	423.54.736	560H3500B TANDEM 30 KG FULL EXTENSION LEFT+RIGHT RUNNER WITH INTEGRATED BLUMOTION, NOMINAL LENGTH: 350 MM	PR	3942
	423.54.741	560H4000B TANDEM 30 KG FULL EXTENSION LEFT+RIGHT RUNNER WITH INTEGRATED BLUMOTION, NOMINAL LENGTH: 400 MM	PR	4009
	423.54.746	560H4500B TANDEM 30 KG FULL EXTENSION LEFT+RIGHT RUNNER WITH INTEGRATED BLUMOTION, NOMINAL LENGTH: 450 MM	PR	4071
	423.54.751	560H5000B TANDEM 30 KG FULL EXTENSION LEFT+RIGHT RUNNER WITH INTEGRATED BLUMOTION, NOMINAL LENGTH: 500 MM	PR	4144
	423.54.756	560H5500B TANDEM 30 KG FULL EXTENSION LEFT+RIGHT RUNNER WITH INTEGRATED BLUMOTION, NOMINAL LENGTH: 550 MM	PR	4311
<b>TANDEM FULL EXTENSION 50 KG RUNNERS WITH INTEGRATED BLUMOTION</b>				
	423.59.746	566H4500B01 TANDEM 50 KG FULL EXTENSION LEFT+RIGHT RUNNER WITH INTEGRATED BLUMOTION, NOMINAL LENGTH: 450 MM	PR	4356
	423.59.751	566H5000B01 TANDEM 50 KG FULL EXTENSION LEFT+RIGHT RUNNER WITH INTEGRATED BLUMOTION, NOMINAL LENGTH: 500 MM	PR	6185
	423.59.756	566H5500B01 TANDEM 50 KG FULL EXTENSION LEFT+RIGHT RUNNER WITH INTEGRATED BLUMOTION, NOMINAL LENGTH: 550 MM	PR	6790
	423.59.761	566H6000B01 TANDEM 50 KG FULL EXTENSION LEFT+RIGHT RUNNER WITH INTEGRATED BLUMOTION, NOMINAL LENGTH: 600 MM	PR	6876
	423.59.766	566H6500B01 TANDEM 50 KG FULL EXTENSION LEFT+RIGHT RUNNER WITH INTEGRATED BLUMOTION, NOMINAL LENGTH: 650 MM	PR	7301
	423.59.771	566H7000B01 TANDEM 50 KG FULL EXTENSION LEFT+RIGHT RUNNER WITH INTEGRATED BLUMOTION, NOMINAL LENGTH: 700 MM	PR	7736
	423.59.776	566H7500B01 TANDEM 50 KG FULL EXTENSION LEFT+RIGHT RUNNER WITH INTEGRATED BLUMOTION, NOMINAL LENGTH: 750 MM	PR	9442
<b>TANDEM FULL EXTENSION 50 KG TIP-ON COMPATIBLE RUNNERS</b>				
	423.59.845	566H4500C01 TANDEM 50 KG FULL EXTENSION LEFT+RIGHT RUNNER SUITABLE FOR TIP ON, NOMINAL LENGTH: 450 MM	PR	4894
	423.59.852	566H5000C01 TANDEM 50 KG FULL EXTENSION LEFT+RIGHT RUNNER SUITABLE FOR TIP ON, NOMINAL LENGTH: 500 MM	PR	5286
	423.59.857	566H5500C01 TANDEM 50 KG FULL EXTENSION LEFT+RIGHT RUNNER SUITABLE FOR TIP ON, NOMINAL LENGTH: 550 MM	PR	5365
	423.59.862	566H6000C01 TANDEM 50 KG FULL EXTENSION LEFT+RIGHT RUNNER SUITABLE FOR TIP ON, NOMINAL LENGTH: 600 MM	PR	6024
	423.59.867	566H6500C TANDEM 50 KG FULL EXTENSION LEFT+RIGHT RUNNER SUITABLE FOR TIP ON, NOMINAL LENGTH: 650 MM	PR	6695
	423.59.872	566H7000C01 TANDEM 50 KG FULL EXTENSION LEFT+RIGHT RUNNER SUITABLE FOR TIP ON, NOMINAL LENGTH: 700 MM	PR	7365
	423.59.877	566H7500C01 TANDEM 50 KG FULL EXTENSION LEFT+RIGHT RUNNER SUITABLE FOR TIP ON, NOMINAL LENGTH: 750 MM	PR	8101





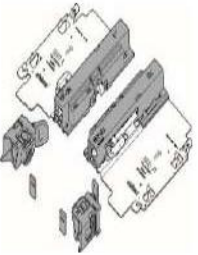





IMAGE	NEW ARTICLE	DESCRIPTION	UOM	MRP
<b>TANDEM LOCKING DEVICE</b>				
	423.53.090	T51.1700.04 TANDEM LEFT LOCKING DEVICE	PC	129
	423.53.080	T51.1700.04 TANDEM RIGHT LOCKING DEVICE	PC	129
<b>TANDEM RUNNER ACCESSORIES</b>				
<b>TANDEM TIP-ON TRIGGER PLATES</b>				
	423.53.061	T55.1150S TANDEM LEFT+RIGHT 30 KG TIP-ON SET FOR SINGLE EXTENSION 550H TANDEM RUNNERS	PC	1299
	423.54.061	T55.7150S TANDEM LEFT+RIGHT 30 KG TIP-ON SET FOR FULL EXTENSION 560H TANDEM RUNNERS	PC	1299
	423.59.061	T55.9150S TANDEM LEFT+RIGHT 50 KG TIP-ON SET FOR FULL EXTENSION 566H TANDEM RUNNERS	PC	1299
<b>TANDEM TIP-ON PINNION AND SYNCHRONISATION LINKAGE</b>				
	423.53.067	T55.000R TANDEM TIP-ON R7037 DUST GREY HALF-ROUND PINION CONNECTOR	PC	191
	423.53.066	T55.889W TANDEM TIP-ON SYNCHRONISATION LINKAGE FOR A CABINET WIDTH = 1200 MM	PC	383
<b>TANDEM DEPTH ADJUSTMENT</b>				
	430.90.035	295.1000 FRONT ADJUSTMENT BRACKET, VERSION:KNOCK-IN	PC	52
<b>TANDEM SINGLE EXTENSION SIDE STABILIZATION KIT</b>				
	423.53.014	ZST.410TT TANDEM SINGLE EXTENSION CUT TO SIZE SIDE STABILISATION KIT FOR A NOMINAL LENGTH = 410 MM AND A MAXIMUM CABINET WIDTH = 1400 MM	SET	2836
	423.53.017	ZST.650TT TANDEM SINGLE EXTENSION CUT TO SIZE SIDE STABILISATION KIT FOR A NOMINAL LENGTH = 650 MM AND A MAXIMUM CABINET WIDTH = 1400 MM	SET	2836
<b>TANDEM FULL EXTENSION SIDE STABILIZATION KIT</b>				
	423.54.016	ZST.600TV TANDEM FULL EXTENSION CUT TO SIZE SIDE STABILISATION KIT FOR A NOMINAL LENGTH = 600 MM AND A MAXIMUM CABINET WIDTH = 1400 MM	SET	2836
	423.54.017	ZST.750TV TANDEM FULL EXTENSION CUT TO SIZE SIDE STABILISATION KIT FOR A NOMINAL LENGTH = 750 MM AND A MAXIMUM CABINET WIDTH = 1400 MM	SET	2836



IMAGE	NEW ARTICLE	DESCRIPTION	UOM	MRP
<b>BLUM DRAWER SETS</b>				
<b>TANDEMBOX ANTARO / INTIVO SETS</b>				
<b>TANDEMBOX Antaro M-height Standard Drawer sets</b>				
	550.96.224	INTIVO/ANTARO M-HEIGHT GREY 30 KG STANDARD DRAWER FOR A NOMINAL LENGTH OF 450 MM	SET	4817
	550.96.225	INTIVO/ANTARO M-HEIGHT GREY 30 KG STANDARD DRAWER FOR A NOMINAL LENGTH OF 500 MM	SET	4817
	550.96.226	INTIVO/ANTARO M-HEIGHT GREY 30 KG STANDARD DRAWER FOR A NOMINAL LENGTH OF 550 MM	SET	5153
	550.92.774	INTIVO/ANTARO M-HEIGHT SILK WHITE 30 KG STANDARD DRAWER FOR A NOMINAL LENGTH OF 450 MM	SET	4817
	550.92.775	INTIVO/ANTARO M-HEIGHT SILK WHITE 30 KG STANDARD DRAWER FOR A NOMINAL LENGTH OF 500 MM	SET	4817
	550.92.776	INTIVO/ANTARO M-HEIGHT SILK WHITE 30 KG STANDARD DRAWER FOR A NOMINAL LENGTH OF 550 MM	SET	5153
	553.84.037	INTIVO/ANTARO M-HEIGHT STAINLESS STEEL 30 KG STANDARD DRAWER FOR A NOMINAL LENGTH OF 450 MM	SET	7960
	553.84.025	INTIVO/ANTARO M-HEIGHT STAINLESS STEEL 30 KG STANDARD DRAWER FOR A NOMINAL LENGTH OF 500 MM	SET	8120
	553.84.038	INTIVO/ANTARO M-HEIGHT STAINLESS STEEL 30 KG STANDARD DRAWER FOR A NOMINAL LENGTH OF 550 MM	SET	8567
<b>TANDEMBOX Antaro M-height Inner Drawer sets</b>				
	550.96.764	ANTARO M-HEIGHT SILK WHITE 30 KG INNER DRAWER FOR A NOMINAL LENGTH OF 450 MM	SET	7463
	550.96.765	ANTARO M-HEIGHT SILK WHITE 30 KG INNER DRAWER FOR A NOMINAL LENGTH OF 500 MM	SET	7746
	550.96.766	ANTARO M-HEIGHT SILK WHITE 30 KG INNER DRAWER FOR A NOMINAL LENGTH OF 550 M	SET	7636
	553.84.934	ANTARO M- HEIGHT STAINLESS STEEL 30 KG INNER DRAWER FOR A NOMINAL LENGTH OF 450 MM	SET	15985
	553.84.935	ANTARO M- HEIGHT STAINLESS STEEL 30 KG INNER DRAWER FOR A NOMINAL LENGTH OF 500 MM	SET	16189
	553.84.936	ANTARO M- HEIGHT STAINLESS STEEL 30 KG INNER DRAWER FOR A NOMINAL LENGTH OF 550 MM	SET	16591
	550.96.264	ANTARO M-HEIGHT GREY 30 KG INNER DRAWER FOR A NOMINAL LENGTH OF 450 MM	SET	7463
	550.96.265	ANTARO M-HEIGHT GREY 30 KG INNER DRAWER FOR A NOMINAL LENGTH OF 500 MM	SET	7746
	550.96.266	ANTARO M-HEIGHT GREY 30 KG INNER DRAWER FOR A NOMINAL LENGTH OF 550 MM	SET	8086

IMAGE	NEW ARTICLE	DESCRIPTION	UOM	MRP
TANDEMBOX intivo M-height Inner Drawer sets				
	550.91.784	INTIVO M- HEIGHT SILK WHITE 30 KG INNER DRAWER FOR A NOMINAL LENGTH OF 450 MM	SET	8958
	550.91.785	INTIVO M- HEIGHT SILK WHITE 30 KG INNER DRAWER FOR A NOMINAL LENGTH OF 500 MM	SET	9000
	550.91.786	INTIVO M- HEIGHT SILK WHITE 30 KG INNER DRAWER FOR A NOMINAL LENGTH OF 550 MM	SET	9365
	553.84.933	INTIVO M- HEIGHT STAINLESS STEEL 30 KG INNER DRAWER FOR A NOMINAL LENGTH OF 450 MM	SET	21407
	553.84.937	INTIVO M-HEIGHT STAINLESS STEEL 30 KG INNER DRAWER FOR NOMINAL LENGTH OF 500 MM	SET	21561
	553.84.938	INTIVO M-HEIGHT STAINLESS STEEL 30 KG INNER DRAWER FOR A NOMINAL LENGTH OF 550 MM	SET	22083
TANDEMBOX intivo D-height Standard Drawer sets				
	550.92.784	INTIVO D-HEIGHT SILK WHITE 30 KG HIGH FRONTED PULL OUT FOR A NOMINAL LENGTH OF 450 MM	SET	7342
	550.92.785	INTIVO D-HEIGHT SILK WHITE 30 KG HIGH FRONTED PULL OUT FOR A NOMINAL LENGTH OF 500 MM	SET	7492
	550.92.786	INTIVO D-HEIGHT SILK WHITE 30 KG HIGH FRONTED PULL OUT FOR A NOMINAL LENGTH OF 550 MM	SET	7990
	550.92.795	INTIVO D-HEIGHT SILK WHITE 65 KG HIGH FRONTED PULL OUT FOR A NOMINAL LENGTH OF 500 MM	SET	8533
	550.92.796	INTIVO D-HEIGHT SILK WHITE 65 KG HIGH FRONTED PULL OUT FOR A NOMINAL LENGTH OF 550 MM	SET	9101
	550.91.064	INTIVO D-HEIGHT STAINLESS STEEL 30 KG HIGH FRONTED PULL OUT FOR A NOMINAL LENGTH OF 450 MM	SET	10267
	550.91.065	INTIVO D-HEIGHT STAINLESS STEEL 30 KG HIGH FRONTED PULL OUT FOR A NOMINAL LENGTH OF 500 MM	SET	10476
	550.91.066	INTIVO D-HEIGHT STAINLESS STEEL 30 KG HIGH FRONTED PULL OUT FOR A NOMINAL LENGTH OF 550 MM	SET	11820
	550.91.075	INTIVO D-HEIGHT STAINLESS STEEL 65 KG HIGH FRONTED PULL OUT FOR A NOMINAL LENGTH OF 500 MM	SET	11573
	550.91.076	INTIVO D-HEIGHT STAINLESS STEEL 65 KG HIGH FRONTED PULL OUT FOR A NOMINAL LENGTH OF 550 MM	SET	13058

IMAGE	NEW ARTICLE	DESCRIPTION	UOM	MRP
TANDEMBOX intivo D-height Inner Drawer sets for Design Element on 2 sides				
	550.95.704	INTIVO D-HEIGHT SILK WHITE 30 KG INNER DRAWER FOR DESIGN ELEMENT ON 2 SIDES FOR A NOMINAL LENGTH OF 450 MM	SET	13248
	550.95.705	INTIVO D-HEIGHT SILK WHITE 30 KG INNER DRAWER FOR DESIGN ELEMENT ON 2 SIDES FOR A NOMINAL LENGTH OF 500 MM	SET	13518
	550.95.725	INTIVO D-HEIGHT SILK WHITE 65 KG INNER DRAWER FOR DESIGN ELEMENT ON 2 SIDES FOR A NOMINAL LENGTH OF 500 MM	SET	14538
	550.95.726	INTIVO D-HEIGHT SILK WHITE 65 KG INNER DRAWER FOR DESIGN ELEMENT ON 2 SIDES FOR A NOMINAL LENGTH OF 550 MM	SET	13775
	550.87.074	INTIVO D-HEIGHT STAINLESS STEEL 30 KG INNER DRAWER FOR DESIGN ELEMENT ON 2 SIDES FOR A NOMINAL LENGTH OF 450 MM	SET	31762
	550.87.075	INTIVO D-HEIGHT STAINLESS STEEL 30 KG INNER DRAWER FOR DESIGN ELEMENT ON 2 SIDES FOR A NOMINAL LENGTH OF 500 MM	SET	32410
	550.87.095	INTIVO D-HEIGHT STAINLESS STEEL 65 KG INNER DRAWER FOR DESIGN ELEMENT ON 2 SIDES FOR A NOMINAL LENGTH OF 500 MM	SET	33232
	550.87.096	INTIVO D-HEIGHT STAINLESS STEEL 65 KG INNER DRAWER FOR DESIGN ELEMENT ON 2 SIDES FOR A NOMINAL LENGTH OF 550 MM	SET	33729
TANDEMBOX intivo D-height Inner Drawer sets for Design Element on 3 sides				
	550.95.714	INTIVO D-HEIGHT SILK WHITE 30 KG INNER DRAWER for Design ELEMENT ON 3 SIDES FOR A NOMINAL LENGTH OF 450 MM	SET	13013
	550.95.715	INTIVO D-HEIGHT SILK WHITE 30 KG INNER DRAWER for Design ELEMENT ON 3 SIDES FOR A NOMINAL LENGTH OF 500 MM	SET	13278
	550.95.735	INTIVO D-HEIGHT SILK WHITE 65 KG INNER DRAWER for Design ELEMENT ON 3 SIDES FOR A NOMINAL LENGTH OF 500 MM	SET	13615
	550.95.736	INTIVO D-HEIGHT SILK WHITE 65 KG INNER DRAWER for Design ELEMENT ON 3 SIDES FOR A NOMINAL LENGTH OF 550 MM	SET	14346
	550.87.064	INTIVO D-HEIGHT STAINLESS STEEL 30 KG INNER DRAWER for Design ELEMENT ON 3 SIDES FOR A NOMINAL LENGTH OF 450 MM	SET	24551
	550.87.065	INTIVO D-HEIGHT STAINLESS STEEL 30 KG INNER DRAWER for Design ELEMENT ON 3 SIDES FOR A NOMINAL LENGTH OF 500 MM	SET	24693
	550.87.085	INTIVO D-HEIGHT STAINLESS STEEL 65 KG INNER DRAWER for Design ELEMENT ON 3 SIDES FOR A NOMINAL LENGTH OF 500 MM	SET	25458
	550.87.086	INTIVO D-HEIGHT STAINLESS STEEL 65 KG INNER DRAWER for Design ELEMENT ON 3 SIDES FOR A NOMINAL LENGTH OF 550 MM	SET	25930

IMAGE	NEW ARTICLE	DESCRIPTION	UOM	MRP
<b>TANDEMBOX Antaro D-height Standard Drawer sets</b>				
	550.96.705	ANTARO D - HEIGHT SILK WHITE 30 KG HIGH FRONTED DRAWER FOR A NOMINAL LENGTH OF 450 MM	SET	5807
	550.96.715	ANTARO D-HEIGHT SILK WHITE 30 KG HIGH FRONTED DRAWER FOR A NOMINAL LENGTH OF 500 MM	SET	5807
	550.96.716	ANTARO D-HEIGHT SILK WHITE 30 KG HIGH FRONTED DRAWER FOR A NOMINAL LENGTH OF 550 MM	SET	6171
	550.96.706	ANTARO D-HEIGHT SILK WHITE 65 KG HIGH FRONTED DRAWER FOR A NOMINAL LENGTH OF 500 MM	SET	7380
	550.96.216	ANTARO D-HEIGHT SILK WHITE 65 KG HIGH FRONTED DRAWER FOR A NOMINAL LENGTH OF 550 MM	SET	7743
	550.85.904	ANTARO D-HEIGHT STAINLESS STEEL 30 KG HIGH FRONTED PULL-OUT FOR A NOMINAL LENGTH OF 450 MM	SET	10385
	550.85.945	ANTARO D-HEIGHT STAINLESS STEEL 30 KG HIGH FRONTED PULL-OUT FOR A NOMINAL LENGTH OF 500 MM	SET	10667
	550.85.906	ANTARO D-HEIGHT STAINLESS STEEL 30 KG HIGH FRONTED PULL-OUT FOR A NOMINAL LENGTH OF 550 MM	SET	11103
	550.85.925	ANTARO D-HEIGHT STAINLESS STEEL 65 KG HIGH FRONTED PULL-OUT FOR A NOMINAL LENGTH OF 500 MM	SET	11866
	550.85.926	ANTARO D-HEIGHT STAINLESS STEEL 65 KG HIGH FRONTED PULL-OUT FOR A NOMINAL LENGTH OF 550 MM	SET	12388
	550.96.204	ANTARO D - HEIGHT GREY 30 KG HIGH FRONTED DRAWER FOR A NOMINAL LENGTH OF 450 MM	SET	5807
	550.96.205	ANTARO D-HEIGHT GREY 30 KG HIGH FRONTED DRAWER FOR A NOMINAL LENGTH OF 500 MM	SET	5807
	550.96.206	ANTARO D-HEIGHT GREY 30 KG HIGH FRONTED DRAWER FOR A NOMINAL LENGTH OF 550 MM	SET	6171
	550.96.215	ANTARO D-HEIGHT GREY 65 KG HIGH FRONTED DRAWER FOR A NOMINAL LENGTH OF 500 MM	SET	7380
	550.96.704	ANTARO D-HEIGHT GREY 65 KG HIGH FRONTED DRAWER FOR A NOMINAL LENGTH OF 550 MM	SET	7743
<b>TANDEMBOX Antaro D-height Inner Drawer sets</b>				
	550.96.774	ANTARO D - HEIGHT SILK WHITE 30 KG INNER DRAWER FOR A NOMINAL LENGTH OF 450 MM	SET	10362
	550.96.775	ANTARO D - HEIGHT SILK WHITE 30 KG INNER DRAWER FOR A NOMINAL LENGTH OF 500 MM	SET	10420
	550.96.776	ANTARO D - HEIGHT SILK WHITE 30 KG INNER DRAWER FOR A NOMINAL LENGTH OF 550 MM	SET	10827
	550.96.785	ANTARO D - HEIGHT SILK WHITE 65 KG INNER DRAWER FOR A NOMINAL LENGTH OF 500 MM	SET	11266
	550.96.786	ANTARO D - HEIGHT SILK WHITE 65 KG INNER DRAWER FOR A NOMINAL LENGTH OF 550 MM	SET	11673

IMAGE	NEW ARTICLE	DESCRIPTION	UOM	MRP
	550.86.904	ANTARO D-HEIGHT STAINLESS STEEL 30 KG INNER DRAWER FOR A NOMINAL LENGTH OF 450 MM	SET	22505
	550.86.905	ANTARO D-HEIGHT STAINLESS STEEL 30 KG INNER DRAWER FOR A NOMINAL LENGTH OF 500 MM	SET	22802
	550.86.906	ANTARO D-HEIGHT STAINLESS STEEL 30 KG INNER DRAWER FOR A NOMINAL LENGTH OF 550 MM	SET	23390
	550.85.927	ANTARO D-HEIGHT STAINLESS STEEL 65 KG INNER DRAWER FOR A NOMINAL LENGTH OF 500 MM	SET	23648
	550.86.916	ANTARO D-HEIGHT STAINLESS STEEL 65 KG INNER DRAWER FOR A NOMINAL LENGTH OF 550 MM	SET	24236
	550.96.244	ANTARO D - HEIGHT GREY 30 KG INNER DRAWER FOR A NOMINAL LENGTH OF 450 MM WITH GALLERY	SET	10362
	550.96.245	ANTARO D - HEIGHT GREY 30 KG INNER DRAWER FOR A NOMINAL LENGTH OF 500 MM WITH GALLERY	SET	10420
	550.96.246	ANTARO D - HEIGHT GREY 30 KG INNER DRAWER FOR A NOMINAL LENGTH OF 550 MM WITH GALLERY	SET	10827
	550.96.255	ANTARO D - HEIGHT GREY 65 KG INNER DRAWER FOR A NOMINAL LENGTH OF 500 MM WITH GALLERY	SET	11266
	550.96.256	ANTARO D - HEIGHT GREY 65 KG INNER DRAWER FOR A NOMINAL LENGTH OF 550 MM WITH GALLERY	SET	11673
TANDEMBOX Intivo D-height Under Sink Unit				
	550.92.745	INTIVO D-HEIGHT SILK WHITE 30 KG UNDER SINK UNIT FOR A NOMINAL LENGTH OF 500 MM	SET	20032
	550.92.045	INTIVO D-HEIGHT STAINLESS STEEL 30 KG UNDER SINK UNIT FOR A NOMINAL LENGTH OF 500 MM	SET	27813
TANDEMBOX Antaro D-height Under Sink Unit				
	550.92.715	ANTARO D- HEIGHT SILK WHITE 30KG UNDER SINK UNIT FOR A NOMINAL LENGTH OF 500 MM	SET	11441
	550.85.995	ANTARO D- HEIGHT STAINLESS STEEL 30 KG UNDER SINK UNIT FOR A NOMINAL LENGTH OF 500 MM	SET	19147
	550.92.215	ANTARO D- HEIGHT GREY 30KG UNDER SINK UNIT FOR A NOMINAL LENGTH OF 500 MM	SET	11441
TANDEMBOX Intivo/ Antaro M-height Space Synchro Corner				
	550.95.768	INTIVO/ANTARO M- HEIGHT SILK WHITE 65 KG SPACECORNER WITH SYNCHROMOTION FOR A NOMINAL LENGTH OF 650 MM	SET	14904
	550.95.268	ANTARO M- HEIGHT GREY 65 KG SPACECORNER WITH SYNCHROMOTION FOR A NOMINAL LENGTH OF 650 MM	SET	14904
	550.57.013	INTIVO/ANTARO M- HEIGHT STAINLESS STEEL 65 KG SPACECORNER WITH SYNCHROMOTION FOR A NOMINAL LENGTH OF 650 MM	SET	18783

IMAGE	NEW ARTICLE	DESCRIPTION	UOM	MRP
<b>TANDEMBOX Intivo D-height Space Synchro</b>				
	550.95.798	INTIVO D- HEIGHT SILK WHITE 65 KG SPACECORNER WITH SYNCHROMOTION FOR A NOMINAL LENGTH OF 650 MM	SET	18588
	550.57.012	INTIVO D- HEIGHT STAINLESS STEEL 65 KG SPACECORNER WITH SYNCHROMOTION FOR A NOMINAL LENGTH OF 650 MM	SET	26440
<b>TANDEMBOX Antaro D-Height Space Synchro</b>				
	553.86.128	ANTARO D- HEIGHT STAINLESS STEEL 65 KG SPACECORNER WITH SYNCHROMOTION FOR A NOMINAL LENGTH OF 650 MM	SET	24264
	550.95.778	ANTARO D- HEIGHT SILK WHITE 65 KG SPACECORNER WITH SYNCHROMOTION FOR A NOMINAL LENGTH OF 650 MM	SET	19253
	550.95.278	ANTARO D- HEIGHT GREY 65 KG SPACECORNER WITH SYNCHROMOTION FOR A NOMINAL LENGTH OF 650 MM	SET	19253
<b>TANDEMBOX Intivo Narrow Cabinets</b>				
	550.91.334	TANDEMBOX INTIVO SILK WHITE NARROW CABINET FOR CABINET WIDTHS UPTO 200 MM WITH A MAXIMUM LOAD CAPACITY OF 20 KG AND NOMINAL LENGTH :450MM	SET	10035
	550.91.336	TANDEMBOX INTIVO SILK WHITE NARROW CABINET FOR CABINET WIDTHS UPTO 200 MM WITH A MAXIMUM LOAD CAPACITY OF 20 KG AND NOMINAL LENGTH :550MM	SET	11217
	550.91.330	TANDEMBOX INTIVO SILK WHITE NARROW CABINET FOR CABINET WIDTHS UPTO 200 MM WITH A MAXIMUM LOAD CAPACITY OF 20 KG, NOMINAL LENGTH:500MM	SET	11089
	550.91.030	TANDEMBOX INTIVO STAINLESS STEEL NARROW CABINET FOR CABINET WIDTHS UPTO 200 MM WITH A MAXIMUM LOAD CAPACITY OF 20 KG NOMINAL LENGTH 500MM	SET	20157
	550.91.034	TANDEMBOX INTIVO STAINLESS STEEL NARROW CABINET FOR CABINET WIDTHS UPTO 200 MM WITH A MAXIMUM LOAD CAPACITY OF 20 KG AND NOMINAL LENGTH :450MM	SET	19982
	550.91.036	TANDEMBOX INTIVO STAINLESS STEEL NARROW CABINET FOR CABINET WIDTHS UPTO 200 MM WITH A MAXIMUM LOAD CAPACITY OF 20 KG AND NOMINAL LENGTH :550MM	SET	20772




IMAGE	NEW ARTICLE	DESCRIPTION	UOM	MRP
<b>TANDEMBOX Antaro Narrow Cabinets</b>				
	550.85.614	TANDEMBOX ANTARO SILK WHITE NARROW CABINET FOR CABINET WIDTHS UPTO 200 MM WITH A MAXIMUM LOAD CAPACITY OF 20 KG AND NOMINAL LENGTH :450MM	SET	9571
	550.85.611	TANDEMBOX ANTARO SILK WHITE NARROW CABINET FOR CABINET WIDTHS UPTO 200 MM WITH A MAXIMUM LOAD CAPACITY OF 20 KG AND NOMINAL LENGTH :550MM	SET	9685
	550.85.709	TANDEMBOX ANTARO SILK WHITE NARROW CABINET FOR CABINET WIDTHS UPTO 200 MM WITH A MAXIMUM LOAD CAPACITY OF 20 KG NOMINAL LENGTH 500MM	SET	9240
	550.93.294	TANDEMBOX ANTARO GREY NARROW CABINET FOR CABINET WIDTHS UPTO 200 MM WITH A MAXIMUM LOAD CAPACITY OF 20 KG AND NOMINAL LENGTH :450 MM	SET	9571
	550.93.295	TANDEMBOX ANTARO GREY NARROW CABINET FOR CABINET WIDTHS UPTO 200 MM WITH A MAXIMUM LOAD CAPACITY OF 20 KG AND NOMINAL LENGTH :500 MM	SET	9685
	550.93.296	TANDEMBOX ANTARO GREY NARROW CABINET FOR CABINET WIDTHS UPTO 200 MM WITH A MAXIMUM LOAD CAPACITY OF 20 KG AND NOMINAL LENGTH :550 MM	SET	9240
	550.85.930	TANDEMBOX ANTARO STAINLESS STEEL NARROW CABINET FOR CABINET WIDTHS UPTO 200 MM WITH A MAXIMUM LOAD CAPACITY OF 20 KG NOMINAL LENGTH 500MM	SET	15844
	550.85.914	TANDEMBOX ANTARO STAINLESS STEEL NARROW CABINET FOR CABINET WIDTHS UPTO 200 MM WITH A MAXIMUM LOAD CAPACITY OF 20 KG AND NOMINAL LENGTH :450MM	SET	16617
	550.85.910	TANDEMBOX ANTARO STAINLESS STEEL NARROW CABINET FOR CABINET WIDTHS UPTO 200 MM WITH A MAXIMUM LOAD CAPACITY OF 20 KG AND NOMINAL LENGTH :550MM	SET	16592
<b>TANDEMBOX PLUS SETS</b>				
<b>TANDEMBOX Plus M-height inner drawers NL 500MM</b>				
	554.81.709	TANDEMBOX PLUS M-HEIGHT WHITE 30 KG INNER DRAWERS	SET	6790
	554.81.209	TANDEMBOX PLUS M-HEIGHT GREY 30 KG INNER DRAWERS	SET	6856
	554.81.008	TANDEMBOX INNER DRAWER SYSTEMS M HEIGHT STAINLESS STEEL, 30KG	SET	13591
<b>TANDEMBOX Plus M-height standard drawers WHITE</b>				
	554.81.794	TANDEMBOX PLUS M-HEIGHT WHITE STANDARD DRAWER WITH A WEIGHT CAPACITY: 30 KG FOR A NOMINAL LENGTH OF 350MM	SET	5041
	554.81.791	TANDEMBOX PLUS M-HEIGHT WHITE STANDARD DRAWER WITH A WEIGHT CAPACITY: 30 KG FOR A NOMINAL LENGTH OF 400MM	SET	5041
	554.81.783	TANDEMBOX PLUS M-HEIGHT WHITE STANDARD DRAWER WITH A WEIGHT CAPACITY: 30 KG FOR A NOMINAL LENGTH OF 450MM	SET	4817
	554.81.795	TANDEMBOX PLUS M-HEIGHT WHITE STANDARD DRAWER WITH A WEIGHT CAPACITY: 30 Kg FOR A NOMINAL LENGTH OF 500mm	SET	4817
	554.81.786	TANDEMBOX PLUS M-HEIGHT WHITE STANDARD DRAWER WITH A WEIGHT CAPACITY: 30 Kg FOR A NOMINAL LENGTH OF 550mm	SET	5153
	554.81.698	TANDEMBOX PLUS M-HEIGHT WHITE STANDARD DRAWER WITH A WEIGHT CAPACITY: 65 Kg FOR A NOMINAL LENGTH OF 650mm	SET	8324



IMAGE	NEW ARTICLE	DESCRIPTION	UOM	MRP
<b>TANDEMBOX Plus M-height standard drawers, Grey</b>				
	554.81.293	TANDEMBOX PLUS M-HEIGHT GREY STANDARD DRAWER WITH A WEIGHT CAPACITY: 30 Kg FOR A NOMINAL LENGTH OF 450mm	SET	4817
	554.81.295	TANDEMBOX PLUS M-HEIGHT GREY STANDARD DRAWER WITH A WEIGHT CAPACITY: 30 Kg FOR A NOMINAL LENGTH OF 500mm	SET	4817
	554.81.296	TANDEMBOX PLUS M-HEIGHT GREY STANDARD DRAWER WITH A WEIGHT CAPACITY: 30 Kg FOR A NOMINAL LENGTH OF 550mm	SET	5153
	554.81.298	TANDEMBOX PLUS M-HEIGHT GREY STANDARD DRAWER WITH A WEIGHT CAPACITY: 65 Kg FOR A NOMINAL LENGTH OF 650mm	SET	8324
<b>TANDEMBOX Plus M-height standard drawers Stainless Steel</b>				
	554.81.090	TANDEMBOX PLUS M-HEIGHT STAINLESS STEEL STANDARD DRAWER WITH A WEIGHT CAPACITY: 30 Kg FOR A NOMINAL LENGTH OF 270mm	SET	7639
	554.81.092	TANDEMBOX PLUS M-HEIGHT STAINLESS STEEL STANDARD DRAWER WITH A WEIGHT CAPACITY: 30 Kg FOR A NOMINAL LENGTH OF 350mm	SET	7639
	554.81.094	TANDEMBOX PLUS M-HEIGHT STAINLESS STEEL STANDARD DRAWER WITH A WEIGHT CAPACITY: 30 Kg FOR A NOMINAL LENGTH OF 400mm	SET	7799
	554.81.095	TANDEMBOX PLUS M-HEIGHT STAINLESS STEEL STANDARD DRAWER WITH A WEIGHT CAPACITY: 30 Kg FOR A NOMINAL LENGTH OF 450mm	SET	7960
	554.81.097	TANDEMBOX PLUS M-HEIGHT STAINLESS STEEL STANDARD DRAWER WITH A WEIGHT CAPACITY: 30 Kg FOR A NOMINAL LENGTH OF 500mm	SET	8120
	554.81.096	TANDEMBOX PLUS M-HEIGHT STAINLESS STEEL STANDARD DRAWER WITH A WEIGHT CAPACITY: 30 Kg FOR A NOMINAL LENGTH OF 550mm	SET	8567
	554.81.098	TANDEMBOX PLUS M-HEIGHT STAINLESS STEEL STANDARD DRAWER WITH A WEIGHT CAPACITY: 65 Kg FOR A NOMINAL LENGTH OF 650mm	SET	11519
<b>TANDEMBOX Plus B-height standard drawers</b>				
	554.83.792	TANDEMBOX PLUS B-HEIGHT WHITE STANDARD DRAWER WITH A WEIGHT CAPACITY: 30 Kg FOR A NOMINAL LENGTH OF 350mm	SET	5131
	554.83.793	TANDEMBOX PLUS B-HEIGHT WHITE STANDARD DRAWER WITH A WEIGHT CAPACITY: 30 Kg FOR A NOMINAL LENGTH OF 400mm	SET	5236
	554.83.794	TANDEMBOX PLUS B-HEIGHT WHITE STANDARD DRAWER WITH A WEIGHT CAPACITY: 30 Kg FOR A NOMINAL LENGTH OF 450mm	SET	5377
	554.83.795	TANDEMBOX PLUS B-HEIGHT WHITE STANDARD DRAWER WITH A WEIGHT CAPACITY: 30 Kg FOR A NOMINAL LENGTH OF 500mm	SET	5377
	554.83.796	TANDEMBOX PLUS B-HEIGHT WHITE STANDARD DRAWER WITH A WEIGHT CAPACITY: 30 Kg FOR A NOMINAL LENGTH OF 550mm	SET	5714
	554.83.785	TANDEMBOX PLUS B-HEIGHT WHITE STANDARD DRAWER WITH A WEIGHT CAPACITY: 65 Kg FOR A NOMINAL LENGTH OF 500mm	SET	6833
	554.83.786	TANDEMBOX PLUS B-HEIGHT WHITE STANDARD DRAWER WITH A WEIGHT CAPACITY: 65 Kg FOR A NOMINAL LENGTH OF 550mm	SET	7170
	554.83.788	TANDEMBOX PLUS B-HEIGHT WHITE STANDARD DRAWER WITH A WEIGHT CAPACITY: 65 Kg FOR A NOMINAL LENGTH OF 650mm	SET	8017

IMAGE	NEW ARTICLE	DESCRIPTION	UOM	MRP
	554.83.294	TANDEMBOX PLUS B-HEIGHT GREY STANDARD DRAWER WITH A WEIGHT CAPACITY: 30 Kg FOR A NOMINAL LENGTH OF 450mm	SET	5377
	554.83.295	TANDEMBOX PLUS B-HEIGHT GREY STANDARD DRAWER WITH A WEIGHT CAPACITY: 30 Kg FOR A NOMINAL LENGTH OF 500mm	SET	5377
	554.83.296	TANDEMBOX PLUS B-HEIGHT GREY STANDARD DRAWER WITH A WEIGHT CAPACITY: 30 Kg FOR A NOMINAL LENGTH OF 550mm	SET	5714
	554.83.285	TANDEMBOX PLUS B-HEIGHT GREY STANDARD DRAWER WITH A WEIGHT CAPACITY: 65 Kg FOR A NOMINAL LENGTH OF 500mm	SET	6833
	554.83.286	TANDEMBOX PLUS B-HEIGHT GREY STANDARD DRAWER WITH A WEIGHT CAPACITY: 65 Kg FOR A NOMINAL LENGTH OF 550mm	SET	7170
	554.83.288	TANDEMBOX PLUS B-HEIGHT GREY STANDARD DRAWER WITH A WEIGHT CAPACITY: 65 Kg FOR A NOMINAL LENGTH OF 650mm	SET	9354
	554.83.092	TANDEMBOX PLUS B-HEIGHT STAINLESS STEEL STANDARD DRAWER WITH A WEIGHT CAPACITY: 30 Kg FOR A NOMINAL LENGTH OF 350mm	SET	9059
	554.83.093	TANDEMBOX PLUS B-HEIGHT STAINLESS STEEL STANDARD DRAWER WITH A WEIGHT CAPACITY: 30 Kg FOR A NOMINAL LENGTH OF 400mm	SET	9238
	554.83.094	TANDEMBOX PLUS B-HEIGHT STAINLESS STEEL STANDARD DRAWER WITH A WEIGHT CAPACITY: 30 Kg FOR A NOMINAL LENGTH OF 450mm	SET	9418
	554.83.095	TANDEMBOX PLUS B-HEIGHT STAINLESS STEEL STANDARD DRAWER WITH A WEIGHT CAPACITY: 30 Kg FOR A NOMINAL LENGTH OF 500mm	SET	9599
	554.83.096	TANDEMBOX PLUS B-HEIGHT STAINLESS STEEL STANDARD DRAWER WITH A WEIGHT CAPACITY: 30 Kg FOR A NOMINAL LENGTH OF 550mm	SET	10082
	554.83.085	TANDEMBOX PLUS B-HEIGHT STAINLESS STEEL STANDARD DRAWER WITH A WEIGHT CAPACITY: 65 Kg FOR A NOMINAL LENGTH OF 500mm	SET	10789
	554.83.086	TANDEMBOX PLUS B-HEIGHT STAINLESS STEEL STANDARD DRAWER WITH A WEIGHT CAPACITY: 65 Kg FOR A NOMINAL LENGTH OF 550mm	SET	11272
	554.83.088	TANDEMBOX PLUS B-HEIGHT STAINLESS STEEL STANDARD DRAWER WITH A WEIGHT CAPACITY: 65 Kg FOR A NOMINAL LENGTH OF 650mm	SET	13120
<b>TANDEMBOX Plus D-height standard drawers</b>				
	554.85.792	TANDEMBOX PLUS D-HEIGHT WHITE STANDARD DRAWER WITH A WEIGHT CAPACITY: 30 Kg FOR A NOMINAL LENGTH OF 350mm	SET	6414
	554.85.793	TANDEMBOX PLUS D-HEIGHT WHITE STANDARD DRAWER WITH A WEIGHT CAPACITY: 30 Kg FOR A NOMINAL LENGTH OF 400mm	SET	6533
	554.85.794	TANDEMBOX PLUS D-HEIGHT WHITE STANDARD DRAWER WITH A WEIGHT CAPACITY: 30 Kg FOR A NOMINAL LENGTH OF 450mm	SET	5377
	554.85.797	TANDEMBOX PLUS D-HEIGHT WHITE STANDARD DRAWER WITH A WEIGHT CAPACITY: 30 Kg FOR A NOMINAL LENGTH OF 500mm	SET	5377
	554.85.796	TANDEMBOX PLUS D-HEIGHT WHITE STANDARD DRAWER WITH A WEIGHT CAPACITY: 30 Kg FOR A NOMINAL LENGTH OF 550mm	SET	5714
	554.85.785	TANDEMBOX PLUS D-HEIGHT WHITE STANDARD DRAWER WITH A WEIGHT CAPACITY: 65 Kg FOR A NOMINAL LENGTH OF 500mm	SET	6833
	554.85.786	TANDEMBOX PLUS D-HEIGHT WHITE STANDARD DRAWER WITH A WEIGHT CAPACITY: 65 Kg FOR A NOMINAL LENGTH OF 550mm	SET	7170

IMAGE	NEW ARTICLE	DESCRIPTION	UOM	MRP
	554.85.788	TANDEMBOX PLUS D-HEIGHT WHITE STANDARD DRAWER WITH A WEIGHT CAPACITY: 65 Kg FOR A NOMINAL LENGTH OF 650mm	SET	9411
	554.85.294	TANDEMBOX PLUS D-HEIGHT GREY STANDARD DRAWER WITH A WEIGHT CAPACITY: 30 Kg FOR A NOMINAL LENGTH OF 450mm	SET	5377
	554.85.298	TANDEMBOX PLUS D-HEIGHT GREY STANDARD DRAWER WITH A WEIGHT CAPACITY: 30 Kg FOR A NOMINAL LENGTH OF 500mm	SET	5377
	554.85.297	TANDEMBOX PLUS D-HEIGHT GREY STANDARD DRAWER WITH A WEIGHT CAPACITY: 30 Kg FOR A NOMINAL LENGTH OF 550mm	SET	5714
	554.85.285	TANDEMBOX PLUS D-HEIGHT GREY STANDARD DRAWER WITH A WEIGHT CAPACITY: 65 Kg FOR A NOMINAL LENGTH OF 500mm	SET	6833
	554.85.286	TANDEMBOX PLUS D-HEIGHT GREY STANDARD DRAWER WITH A WEIGHT CAPACITY: 65 Kg FOR A NOMINAL LENGTH OF 550mm	SET	7170
	554.85.288	TANDEMBOX PLUS D-HEIGHT GREY STANDARD DRAWER WITH A WEIGHT CAPACITY: 65 Kg FOR A NOMINAL LENGTH OF 650mm	SET	9411
	554.85.092	TANDEMBOX PLUS D-HEIGHT STAINLESS STEEL STANDARD DRAWER WITH A WEIGHT CAPACITY: 30 Kg FOR A NOMINAL LENGTH OF 350mm	SET	9255
	554.85.093	TANDEMBOX PLUS D-HEIGHT STAINLESS STEEL STANDARD DRAWER WITH A WEIGHT CAPACITY: 30 Kg FOR A NOMINAL LENGTH OF 400mm	SET	9433
	554.85.094	TANDEMBOX PLUS D-HEIGHT STAINLESS STEEL STANDARD DRAWER WITH A WEIGHT CAPACITY: 30 Kg FOR A NOMINAL LENGTH OF 450mm	SET	9616
	554.85.098	TANDEMBOX PLUS D-HEIGHT STAINLESS STEEL STANDARD DRAWER WITH A WEIGHT CAPACITY: 30 Kg FOR A NOMINAL LENGTH OF 500mm	SET	9876
	554.85.097	TANDEMBOX PLUS D-HEIGHT STAINLESS STEEL STANDARD DRAWER WITH A WEIGHT CAPACITY: 30 Kg FOR A NOMINAL LENGTH OF 550mm	SET	10280
	554.85.084	TANDEMBOX PLUS D-HEIGHT STAINLESS STEEL STANDARD DRAWER WITH A WEIGHT CAPACITY: 65 Kg FOR A NOMINAL LENGTH OF 500mm	SET	10987
	554.85.086	TANDEMBOX PLUS D-HEIGHT STAINLESS STEEL STANDARD DRAWER WITH A WEIGHT CAPACITY: 65 Kg FOR A NOMINAL LENGTH OF 550mm	SET	11471
554.85.088	TANDEMBOX PLUS D-HEIGHT STAINLESS STEEL STANDARD DRAWER WITH A WEIGHT CAPACITY: 65 Kg FOR A NOMINAL LENGTH OF 650mm	SET	13120	
<b>TANDEMBOX Plus D-height inner drawers</b>				
	554.85.709	TANDEMBOX PLUS D-HEIGHT WHITE 30 KG INNER DRAWERS	SET	11688
	554.85.200	TANDEMBOX PLUS D-HEIGHT GREY 30 KG INNER DRAWERS	SET	10848
	554.85.008	TANDEMBOX INNER DRAWER SYSTEMS D HEIGHT STAINLESS STEEL, 30KG	SET	22772
<b>Tandembox Plus Sink Unit</b>				
	554.81.675	TANDEMBOX D-HEIGHT WHITE 30KG UNDER SINK DRAWER FOR A NOMINAL LENGTH OF 500 MM	SET	15571
	554.81.175	TANDEMBOX D-HEIGHT STAINLESS STEEL 30KG UNDER SINK DRAWER FOR A NOMINAL LENGTH OF 500 MM	SET	26924
	554.81.275	TANDEMBOX D-HEIGHT GREY 30KG UNDER SINK DRAWER FOR A NOMINAL LENGTH OF 500 MM	SET	15802

IMAGE	NEW ARTICLE	DESCRIPTION	UOM	MRP
<b>Tandembox Plus M-height synchro corner</b>				
	554.86.708	TANDEMBOX PLUS M-HEIGHT WHITE 65 KG SPACECORNER UNIT WITH SYNCHRO MOTION FOR A NOMINAL LENGTH OF 650 MM	SET	15131
	554.86.208	TANDEMBOX PLUS M-HEIGHT GREY 65 KG SPACECORNER UNIT WITH SYNCHRO MOTION FOR A NOMINAL LENGTH OF 650 MM	SET	15159
	554.86.008	TANDEMBOX PLUS M-HEIGHT STAINLESS STEEL 65 KG SPACECORNER UNIT WITH SYNCHRO MOTION FOR A NOMINAL LENGTH OF 650 MM	SET	18473
<b>Tandembox Plus D-height synchro corner</b>				
	554.86.718	TANDEMBOX PLUS D-HEIGHT WHITE 65 KG SPACECORNER UNIT WITH SYNCHRO MOTION FOR A NOMINAL LENGTH OF 650 MM	SET	18670
	554.86.218	TANDEMBOX PLUS D-HEIGHT GREY 65 KG SPACECORNER UNIT WITH SYNCHRO MOTION FOR A NOMINAL LENGTH OF 650 MM	SET	18706
	554.86.018	TANDEMBOX PLUS D-HEIGHT STAINLESS STEEL 65 KG SPACECORNER UNIT WITH SYNCHRO MOTION FOR A NOMINAL LENGTH OF 650 MM	SET	22779
<b>Tandembox Plus M-height synchro corner with rigid fronts</b>				
	554.86.728	TANDEMBOX PLUS M-HEIGHT WHITE 65 KG SPACECORNER UNIT FOR RIGID FRONTS FOR A NOMINAL LENGTH OF 650 MM	SET	7837
	554.86.228	TANDEMBOX PLUS M-HEIGHT GREY 65 KG SPACECORNER UNIT FOR RIGID FRONTS FOR A NOMINAL LENGTH OF 650 MM	SET	7789
	554.86.028	TANDEMBOX PLUS M-HEIGHT STAINLESS STEEL 65 KG SPACECORNER UNIT FOR RIGID FRONTS FOR A NOMINAL LENGTH OF 650 MM	SET	11638
<b>Tandembox Plus D-height synchro corner with rigid fronts</b>				
	554.86.738	TANDEMBOX PLUS D-HEIGHT WHITE 65 KG SPACECORNER UNIT FOR RIGID FRONTS FOR A NOMINAL LENGTH OF 650 MM	SET	9423
	554.86.238	TANDEMBOX PLUS D-HEIGHT GREY 65 KG SPACECORNER UNIT FOR RIGID FRONTS FOR A NOMINAL LENGTH OF 650 MM	SET	9316
	554.86.038	TANDEMBOX PLUS D-HEIGHT STAINLESS STEEL 65 KG SPACECORNER UNIT FOR RIGID FRONTS FOR A NOMINAL LENGTH OF 650 MM	SET	13884



IMAGE	NEW ARTICLE	DESCRIPTION	UOM	MRP
<b>Tandembox Plus Narrow Cabinets</b>				
	554.86.784	TANDEMBOX PLUS WHITE NARROW CABINET FOR CABINET WIDTHS UPTO 200 MM WITH A MAXIMUM LOAD CAPACITY OF 20 KG AND NOMINAL LENGTH :450MM	SET	6140
	554.86.795	TANDEMBOX PLUS WHITE NARROW CABINET FOR CABINET WIDTHS UPTO 200 MM WITH A MAXIMUM LOAD CAPACITY OF 20 KG NOMINAL LENGTH:500MM	SET	6511
	554.86.786	TANDEMBOX PLUS WHITE NARROW CABINET FOR CABINET WIDTHS UPTO 200 MM WITH A MAXIMUM LOAD CAPACITY OF 20 KG AND NOMINAL LENGTH :550MM	SET	7385
	554.86.086	TANDEMBOX PLUS STAINLESS STEEL NARROW CABINET FOR CABINET WIDTHS UPTO 200 MM WITH A MAXIMUM LOAD CAPACITY OF 20 KG AND NOMINAL LENGTH :550MM	SET	14334
	554.86.094	TANDEMBOX PLUS STAINLESS STEEL NARROW CABINET FOR CABINET WIDTHS UPTO 200 MM WITH A MAXIMUM LOAD CAPACITY OF 20 KG AND NOMINAL LENGTH :450MM	SET	13189
	554.86.095	TANDEMBOX PLUS STAINLESS STEEL NARROW CABINET FOR CABINET WIDTHS UPTO 200 MM WITH A MAXIMUM LOAD CAPACITY OF 20 KG NOMINAL LENGTH 500MM	SET	13453
	554.86.284	TANDEMBOX PLUS GREY NARROW CABINET FOR CABINET WIDTHS UPTO 200 MM WITH A MAXIMUM LOAD CAPACITY OF 20 KG AND NOMINAL LENGTH :450MM	SET	5257
	554.86.286	TANDEMBOX PLUS GREY NARROW CABINET FOR CABINET WIDTHS UPTO 200 MM WITH A MAXIMUM LOAD CAPACITY OF 20 KG NOMINAL LENGTH 550MM	SET	7242
	554.86.285	TANDEMBOX PLUS GREY NARROW CABINET FOR CABINET WIDTHS UPTO 200 MM WITH A MAXIMUM LOAD CAPACITY OF 20 KG NOMINAL LENGTH 500MM	SET	6421
<b>TANDEMBOX Plus M-height Tip-on Blumotion drawers</b>				
	554.88.770	Tandembox Plus Tip-on Blumotion White M Height 450mm 30Kg	SET	6591
	554.88.771	Tandembox Plus Tip-on Blumotion White M Height 500mm 30Kg	SET	6591
	554.88.772	Tandembox Plus Tip-on Blumotion White M Height 550mm 30Kg	SET	6930
	554.88.270	Tandembox Plus Tip-on Blumotion Grey M Height 450mm 30Kg	SET	6591
	554.88.271	Tandembox Plus Tip-on Blumotion Grey M Height 500mm 30Kg	SET	6591
	554.88.272	Tandembox Plus Tip-on Blumotion Grey M Height 550mm 30Kg	SET	6930
	554.88.070	Tandembox Plus Tip-on Blumotion SS M height 450mm 30Kg	SET	9758
	554.88.071	Tandembox Plus Tip-on Blumotion SS M Height 500mm 30Kg	SET	9919
	554.88.072	Tandembox Plus Tip-on Blumotion SS M Height 550mm 30Kg	SET	10369

IMAGE	NEW ARTICLE	DESCRIPTION	UOM	MRP
<b>TANDEMBOX Intivo D-height Tip-on Blumotion drawers</b>				
	551.24.773	White Tandembox Intivo D Height 450mm 30Kg	SET	9455
	551.24.774	White Tandembox Intivo D Height 500mm 30Kg	SET	10111
	551.24.775	White Tandembox Intivo D Height 550mm 30Kg	SET	10233
	551.24.776	White Tandembox Intivo D Height 500mm 65Kg	SET	10411
	551.24.777	White Tandembox Intivo D Height 550mm 65Kg	SET	10611
	551.24.073	Stainless Steel Tandembox Intivo D Height 450mm 30Kg	SET	12818
	551.24.074	Stainless Steel Tandembox Intivo D Height 500mm 30Kg	SET	13214
	551.24.075	Stainless Steel Tandembox Intivo D Height 550mm 30Kg	SET	13303
	551.24.076	Stainless Steel Tandembox Intivo D height 500mm 65Kg	SET	13396
	551.24.077	Stainless Steel Tandembox Intivo D Height 550mm 65Kg	SET	13981
<b>TANDEMBOX Antaro Grey M-height Tip-on Blumotion drawers</b>				
	551.24.270	Grey Tandembox Antaro M Height 450mm 30Kg	SET	6508
	551.24.271	Grey Tandembox Antaro M Height 500mm 30Kg	SET	6820
	551.24.272	Grey Tandembox Antaro M Height 550mm 30Kg	SET	7015
<b>TANDEMBOX Antaro D-height Tip-on Blumotion drawers</b>				
	551.24.778	White Tandembox Antaro D Height 450 30 KG	SET	7957
	551.24.779	White Tandembox ANTARO D HEIGHT 500 30 KG	SET	8251
	551.24.780	White Tandembox ANTARO D HEIGHT 550 30 KG	SET	8795
	551.24.781	White Tandembox ANTARO D HEIGHT 500 65 KG	SET	9132
	551.24.782	White Tandembox ANTARO D HEIGHT 550 65 KG	SET	9461
	551.24.273	Grey Tandembox Antaro D Height 450 30 KG	SET	7957
	551.24.274	Grey Tandembox Antaro D Height 500 30 KG	SET	8195
	551.24.275	Grey Tandembox Antaro D Height 550 30 KG	SET	8740
	551.24.276	Grey Tandembox Antaro D Height 500 65 KG	SET	8705
	551.24.277	Grey Tandembox Antaro D Height 550 65 KG	SET	9341
	551.24.078	Stainless Steel Tandembox Antaro D Height 450 30 KG	SET	12062
	551.24.079	Stainless Steel Tandembox Antaro D Height 500 30 KG	SET	12686
	551.24.080	Stainless Steel Tandembox Antaro D Height 550 30 KG	SET	12810
	551.24.081	Stainless Steel Tandembox Antaro D Height 500 65 KG	SET	13011
	551.24.082	Stainless Steel Tandembox Antaro D Height 550 65 KG	SET	13722








IMAGE	NEW ARTICLE	DESCRIPTION	UOM	MRP
<b>TANDEMBOX Tip-on Blumotion Cabinet Profiles</b>				
	555.01.341	TANDEMBOX CABINET PROFILE FOR TIP-ON BLUMOTION, 30 KG, NL=400 MM, LEFT	PC	1066
	555.01.340	TANDEMBOX CABINET PROFILE FOR TIP-ON BLUMOTION, 30 KG, NL=400 MM, RIGHT	PC	1066
	555.01.346	TANDEMBOX CABINET PROFILE FOR TIP-ON BLUMOTION, 30 KG, NL=450 MM, LEFT	PC	1072
	555.01.345	TANDEMBOX CABINET PROFILE FOR TIP-ON BLUMOTION, 30 KG, NL=450 MM, RIGHT	PC	1072
	555.01.351	TANDEMBOX CABINET PROFILE FOR TIP-ON BLUMOTION, 30 KG, NL=500 MM, LEFT	PC	1079
	555.01.350	TANDEMBOX CABINET PROFILE FOR TIP-ON BLUMOTION, 30 KG, NL=500 MM, RIGHT	PC	1079
	555.01.356	TANDEMBOX CABINET PROFILE FOR TIP-ON BLUMOTION, 30 KG, NL=550 MM, LEFT	PC	1128
	555.01.355	TANDEMBOX CABINET PROFILE FOR TIP-ON BLUMOTION, 30 KG, NL=550 MM, RIGHT	PC	1128
	555.02.351	TANDEMBOX CABINET PROFILE FOR TIP-ON BLUMOTION, 65 KG, NL=500 MM, LEFT	PC	1404
	555.02.350	TANDEMBOX CABINET PROFILE FOR TIP-ON BLUMOTION, 65 KG, NL=500 MM, RIGHT	PC	1404
	555.02.355	TANDEMBOX CABINET PROFILE FOR TIP-ON BLUMOTION, 65 KG, NL=550 MM, RIGHT	PC	1453
	555.02.356	TANDEMBOX CABINET PROFILE FOR TIP-ON BLUMOTION, 65 KG, NL=550 MM, LEFT	PC	1453
<b>TANDEMBOX Tip-on Blumotion Accessories</b>				
	555.01.029	TIP-ON BLUMOTION UNIT FOR TANDEMBOX, TYPE L5, NL=350-650 MM, TOTAL WEIGHT OF THE PULL-OUT=35-65 KG, LEFT	PC	797
	555.01.028	TIP-ON BLUMOTION UNIT FOR TANDEMBOX, TYPE L5, NL=350-650 MM, TOTAL WEIGHT OF THE PULL-OUT=35-65 KG, RIGHT	PC	797
	555.01.031	LATCH FOR TIP-ON BLUMOTION, LEFT	PC	69
	555.01.030	LATCH FOR TIP-ON BLUMOTION, RIGHT	PC	69
	555.01.027	TIP-ON BLUMOTION UNIT FOR TANDEMBOX, TYPE L3, NL=350-600 MM, TOTAL WEIGHT OF THE PULL-OUT=15-40 KG, LEFT	PC	797
	555.01.026	TIP-ON BLUMOTION UNIT FOR TANDEMBOX, TYPE L3, NL=350-600 MM, TOTAL WEIGHT OF THE PULL-OUT=15-40 KG, RIGHT	PC	797

IMAGE	NEW ARTICLE	DESCRIPTION	UOM	MRP
<b>TANDEMBOX Plus D-height Tip-on Blumotion drawers</b>				
	554.88.773	Tandembox Plus Tip-on Blumotion White D Height 450mm 30Kg	SET	6930
	554.88.774	Tandembox Plus Tip-on Blumotion White D Height 500mm 30Kg	SET	7155
	554.88.775	Tandembox Plus Tip-on Blumotion White D Height 550mm 30Kg	SET	7495
	554.88.776	Tandembox Plus Tip-on Blumotion White D Height 500mm 65Kg	SET	8623
	554.88.777	Tandembox Plus Tip-on Blumotion White D Height 550mm 65Kg	SET	8962
	554.88.273	Tandembox Plus Tip-on Blumotion Grey D Height 450mm 30Kg	SET	7155
	554.88.274	Tandembox Plus Tip-on Blumotion Grey D Height 500mm 30Kg	SET	7155
	554.88.275	Tandembox Plus Tip-on Blumotion Grey D Height 550mm 30Kg	SET	7495
	554.88.276	Tandembox Plus Tip-on Blumotion Grey D Height 500mm 65Kg	SET	8623
	554.88.277	Tandembox Plus Tip-on Blumotion Grey D Height 550mm 65Kg	SET	8962
	554.88.073	Tandembox Plus Tip-on Blumotion Stainless Steel D Height 450mm 30Kg	SET	11427
	554.88.074	Tandembox Plus Tip-on Blumotion Stainless Steel D Height 500mm 30Kg	SET	11689
	554.88.075	Tandembox Plus Tip-on Blumotion Stainless Steel D Height 550mm 30Kg	SET	12095
	554.88.076	Tandembox Plus Tip-on Blumotion Stainless Steel D Height 500mm 65Kg	SET	12808
	554.88.077	Tandembox Plus Tip-on Blumotion Stainless Steel D Height 550mm 65Kg	SET	13295
<b>TANDEMBOX Intivo/Antaro M-height Tip-on Blumotion drawers</b>				
	551.24.770	White Tandembox Intivo M Height 450mm 30Kg	SET	7004
	551.24.771	White Tandembox Intivo M Height 500mm 30Kg	SET	7189
	551.24.772	White Tandembox Intivo M Height 550mm 30Kg	SET	7383
	551.24.070	Stainless Steel Tandembox Intivo M Height 450mm 30Kg	SET	9699
	551.24.071	Stainless Steel Tandembox Intivo M Height 500mm 30Kg	SET	10315
	551.24.072	Stainless Steel Tandembox Intivo M Height 550mm 30Kg	SET	10333





IMAGE	NEW ARTICLE	DESCRIPTION	UOM	MRP
<b>ACCESSORIES FOR TANDEMBOX ANTARO</b>				
<b>TANDEMBOX antaro Silk white longside galleries for high fronted pull-outs</b>				
	553.99.744	ZRG.387RSIC TANDEMBOX ANTARO Silk white left upper longside gallery rail for high fronted pull-outs,Nominal Length=450 mm	PC	452
	553.99.734	ZRG.387RSIC TANDEMBOX ANTARO Silk white right upper longside gallery rail for high fronted pull-outs,Nominal Length=450 mm	PC	452
	553.99.745	ZRG.437RSIC TANDEMBOX ANTARO Silk white left upper longside gallery rail for high fronted pull-outs,Nominal Length=500 mm	PC	495
	553.99.735	ZRG.437RSIC TANDEMBOX ANTARO Silk white right upper longside gallery rail for high fronted pull-outs,Nominal Length=500 mm	PC	495
	553.99.746	ZRG.487RSIC TANDEMBOX ANTARO Silk white left upper longside gallery rail for high fronted pull-outs, Nominal lengths=550 mm	PC	486
	553.89.726	ZRG.487RSIC TANDEMBOX ANTARO Silk white right upper longside gallery rail for high fronted pull-outs, Nominal Length =550 mm	PC	486
	553.99.738	ZRG.587RSIC TANDEMBOX ANTARO Silk white right upper longside gallery rail for high fronted pull-outs, Nominal Length =650 mm	PC	559
	553.99.748	ZRG.587RSIC TANDEMBOX ANTARO Silk white Lt upper longside gallery rail for high fronted pull-outs, Nominal Length =650 mm	PC	559
<b>TANDEMBOX antaro Stainless steel longside galleries for high fronted pull-outs</b>				
	553.99.044	ZRG.387RIIC TANDEMBOX ANTARO stainless steel left upper longside gallery rail for high fronted pull-outs, Nominal Length =450 mm	PC	876
	553.99.034	ZRG.387RIIC TANDEMBOX ANTARO stainless steel right upper longside gallery rail for high fronted pull-outs, Nominal Length =450 mm	PC	876
	553.99.045	ZRG.437RIIC TANDEMBOX ANTARO stainless steel left upper longside gallery rail for high fronted pull-outs,Nominal Length=500 mm	PC	1037
	553.99.035	ZRG.437RIIC TANDEMBOX ANTARO stainless steel right upper longside gallery rail for high fronted pull-outs,Nominal Length=500 mm	PC	1037
	553.99.046	ZRG.487RIIC TANDEMBOX ANTARO stainless steel left upper longside gallery rail for high fronted pull-outs,Nominal lengths=550 mm	PC	1073
	553.99.036	ZRG.487RIIC TANDEMBOX ANTARO stainless steel right upper longside gallery rail for high fronted pull-outs,Nominal lengths=550 mm	PC	1073
	553.99.048	ZRG.587RIIC TANDEMBOX ANTARO stainless steel left upper longside gallery rail for high fronted pull-outs,Nominal Length=650 mm	PC	1141
	553.99.038	ZRG.587RIIC TANDEMBOX ANTARO stainless steel right upper longside gallery rail for high fronted pull-outs, Nominal Length =650 mm	PC	1141
<b>TANDEMBOX antaro Grey longside galleries for high fronted pull-outs</b>				
	553.99.244	ZRG.387RSIC TANDEMBOX ANTARO R9006 WHITE ALUMINIUM LEFT UPPER LONGSIDE GALLERY RAIL FOR HIGH FRONTED PULL-OUTS,NOMINAL LENGTH=450 MM	PC	452
	553.99.234	ZRG.387RSIC TANDEMBOX ANTARO R9006 WHITE ALUMINIUM RIGHT UPPER LONGSIDE GALLERY RAIL FOR HIGH FRONTED PULL-OUTS,NOMINAL LENGTH=450 MM	PC	452




IMAGE	NEW ARTICLE	DESCRIPTION	UOM	MRP
	553.99.245	ZRG.437RSIC TANDEMBOX ANTARO R9006 WHITE ALUMINIUM LEFT UPPER LONGSIDE GALLERY RAIL FOR HIGH FRONTED PULL-OUTS, NOMINAL LENGTH=500 MM	PC	495
	553.99.235	ZRG.437RSIC TANDEMBOX ANTARO R9006 WHITE ALUMINIUM RIGHT UPPER LONGSIDE GALLERY RAIL FOR HIGH FRONTED PULL-OUTS, NOMINAL LENGTH=500 MM	PC	495
	553.99.246	ZRG.487RSIC TANDEMBOX ANTARO R9006 WHITE ALUMINIUM LEFT UPPER LONGSIDE GALLERY RAIL FOR HIGH FRONTED PULL-OUTS, NOMINAL LENGTH=550 MM	PC	486
	553.99.236	ZRG.487RSIC TANDEMBOX ANTARO R9006 WHITE ALUMINIUM RIGHT UPPER LONGSIDE GALLERY RAIL FOR HIGH FRONTED PULL-OUTS, NOMINAL LENGTH=550 MM	PC	486
<b>TANDEMBOX antaro Silk white longside galleries for inner pull-outs</b>				
	553.99.784	ZRG.387RSFC TANDEMBOX ANTARO Silk white left upper longside gallery rail for inner pull-outs, Nominal Length=450 mm	PC	452
	553.99.774	ZRG.387RSFC TANDEMBOX ANTARO Silk white right upper longside gallery rail for inner pull-outs, Nominal Length=450 mm	PC	452
	553.99.785	ZRG.437RSFC TANDEMBOX ANTARO Silk white left upper longside gallery rail for inner pull-outs, Nominal Length=500 mm	PC	575
	553.99.775	ZRG.437RSFC TANDEMBOX ANTARO Silk white right upper longside gallery rail for inner pull-outs, Nominal Length=500 mm	PC	574
	553.99.786	ZRG.487RSFC TANDEMBOX ANTARO Silk white left upper longside gallery rail for inner pull-outs, Nominal Length=550 mm	PC	591
	553.99.776	ZRG.487RSFC TANDEMBOX ANTARO Silk white right upper longside gallery rail for inner pull-outs, Nominal Length=550 mm	PC	591
<b>TANDEMBOX antaro Stainless steel longside galleries for inner pull-outs</b>				
	553.99.174	ZRG.387RIFC TANDEMBOX antaro stainless steel right upper longside gallery rail for inner pull-outs, Nominal length=450 mm	PC	876
	553.99.184	ZRG.387RIFC TANDEMBOX antaro stainless steel left upper longside gallery rail for inner pull-outs, Nominal length=450 mm	PC	876
	553.99.185	ZRG.437RIFC TANDEMBOX ANTARO stainless steel left upper longside gallery rail for inner pull-outs, Nominal Length=500 mm	PC	892
	553.99.175	ZRG.437RIFC TANDEMBOX ANTARO stainless steel right upper longside gallery rail for inner pull-outs, Nominal Length=500 mm	PC	892
	553.99.186	ZRG.487RIFC TANDEMBOX ANTARO Stainless steel left upper longside gallery rail for inner pull-outs, Nominal Length=550 mm	PC	926
	553.99.176	ZRG.487RIFC TANDEMBOX ANTARO Stainless steel right upper longside gallery rail for inner pull-outs, Nominal Length=550 mm	PC	926










IMAGE	NEW ARTICLE	DESCRIPTION	UOM	MRP
<b>TANDEMBOX antaro gallery fixing head for aluminium profiles</b>				
	553.99.499	ZRG.000R5F REL-K V100 NA, ZRG.000R5F NYLON GALLERY HEAD	PC	58
	553.89.499	ZRF.2200 ADAPTER FOR ALU FRAME FRONT	PC	61
<b>TANDEMBOX antaro Grey longside galleries for inner pull-outs</b>				
	553.99.284	ZRG.387RSFC TANDEMBOX ANTARO R9006 WHITE ALUMINIUM LEFT UPPER LONGSIDE GALLERY RAIL FOR INNER PULL-OUTS, NOMINAL LENGTH=450 MM	PC	452
	553.99.274	ZRG.387RSFC TANDEMBOX ANTARO R9006 WHITE ALUMINIUM RIGHT UPPER LONGSIDE GALLERY RAIL FOR INNER PULL-OUTS, NOMINAL LENGTH=450 MM	PC	452
	553.99.285	ZRG.437RSFC TANDEMBOX ANTARO R9006 WHITE ALUMINIUM LEFT UPPER LONGSIDE GALLERY RAIL FOR INNER PULL-OUTS, NOMINAL LENGTH=500 MM	PC	549
	553.99.275	ZRG.437RSFC TANDEMBOX ANTARO R9006 WHITE ALUMINIUM RIGHT UPPER LONGSIDE GALLERY RAIL FOR INNER PULL-OUTS, NOMINAL LENGTH=500 MM	PC	574
	553.99.286	ZRG.487RSFC TANDEMBOX ANTARO R9006 WHITE ALUMINIUM LEFT UPPER LONGSIDE GALLERY RAIL FOR INNER PULL-OUTS, NOMINAL LENGTH=550 MM	PC	497
	553.99.276	ZRG.487RSFC TANDEMBOX ANTARO R9006 WHITE ALUMINIUM RIGHT UPPER LONGSIDE GALLERY RAIL FOR INNER PULL-OUTS, NOMINAL LENGTH=550 MM	PC	497
<b>TANDEMBOX antaro fixtures for fitting the glass design element</b>				
	553.98.396	Z36.00801 TANDEMBOX ANTARO FRONT BOTTOM CONNECTOR FOR DESIGN ELEMENT	PC	24
	553.98.397	Z36.00804 TANDEMBOX ANTARO FRONT TOP CONNECTOR FOR DESIGN ELEMENT	PC	24
	553.98.799	Z36D00802 TANDEMBOX ANTARO SILK WHITE D HEIGHT LEFT BACK CONNECTOR FOR THE DESIGN ELEMENT	PC	119
	553.98.599	Z36D00802 TANDEMBOX ANTARO R7037 DUST GREY D HEIGHT LEFT BACK CONNECTOR FOR THE DESIGN ELEMENT	PC	119
	553.98.798	Z36D00802 TANDEMBOX ANTARO SILK WHITE D HEIGHT RIGHT BACK CONNECTOR FOR THE DESIGN ELEMENT	PC	119
	553.98.598	Z36D00802 TANDEMBOX ANTARO R7037 DUST GREY D HEIGHT RIGHT BACK CONNECTOR FOR THE DESIGN ELEMENT	PC	119



IMAGE	NEW ARTICLE	DESCRIPTION	UOM	MRP
<b>SPARES FOR TANDEMBOX INTIVO AND ANTARO</b>				
<b>TANDEMBOX intivo /antaro M-HEIGHT Silk white drawer sides</b>				
	553.81.684	378M4502SA TANDEMBOX INTIVO/ANTARO M HEIGHT RIGHT SILK WHITE TIP-ON BLUMOTION COMPATIBLE DRAWER SIDE, NOMINAL LENGTH=450 MM	PC	1342
	553.81.694	378M4502SA TANDEMBOX INTIVO/ANTARO M HEIGHT LEFT SILK WHITE TIP-ON BLUMOTION COMPATIBLE DRAWER SIDE, NOMINAL LENGTH=450 MM	PC	1342
	553.81.695	378M5002SA TANDEMBOX INTIVO/ANTARO M HEIGHT LEFT SILK WHITE TIP-ON BLUMOTION COMPATIBLE DRAWER SIDE FOR A NOMINAL LENGTH=500 MM	PC	1263
	553.81.685	378M5002SA TANDEMBOX INTIVO/ANTARO M HEIGHT RIGHT SILK WHITE TIP-ON BLUMOTION COMPATIBLE DRAWER SIDE FOR A NOMINAL LENGTH=500 MM	PC	1263
	553.81.696	378M5502SA TANDEMBOX INTIVO/ANTARO M HEIGHT LEFT SILK WHITE TIP-ON BLUMOTION COMPATIBLE DRAWER SIDE FOR A NOMINAL LENGTH=550 MM	PC	1204
	553.81.686	378M5502SA TANDEMBOX INTIVO/ANTARO M HEIGHT RIGHT SILK WHITE TIP-ON BLUMOTION COMPATIBLE DRAWER SIDE FOR A NOMINAL LENGTH=550 MM	PC	1208
	553.80.618	378M6502SA TANDEMBOX INTIVO/ANTARO M HEIGHT LEFT+RIGHT SILK WHITE TIP-ON BLUMOTION COMPATIBLE DRAWER SIDE FOR A NOMINAL LENGTH=650 MM	PR	3097
<b>TANDEMBOX intivo /antaro M-HEIGHT Stainless steel drawer sides</b>				
	553.80.254	378M4502IA TANDEMBOX INTIVO/ANTARO M HEIGHT LEFT STAINLESS STEEL TIP-ON BLUMOTION COMPATIBLE DRAWER SIDE, NOMINAL LENGTH=450 MM	PC	2320
	553.80.244	378M4502IA TANDEMBOX INTIVO/ANTARO M HEIGHT RIGHT STAINLESS STEEL TIP-ON BLUMOTION COMPATIBLE DRAWER SIDE, NOMINAL LENGTH=450 MM	PC	2320
	553.80.255	378M5002IA TANDEMBOX INTIVO/ANTARO M HEIGHT LEFT ANTI-FINGER PRINT STAINLESS STEEL TIP-ON BLUMOTION COMPATIBLE DRAWER SIDE, NOMINAL LENGTH=500 MM	PC	2741
	553.80.245	378M5002IA TANDEMBOX INTIVO/ANTARO M HEIGHT RIGHT ANTI-FINGER PRINT STAINLESS STEEL TIP-ON BLUMOTION COMPATIBLE DRAWER SIDE, NOMINAL LENGTH=500 MM	PC	2741
	553.80.256	378M5502IA TANDEMBOX INTIVO/ANTARO M HEIGHT LEFT ANTI-FINGER PRINT STAINLESS STEEL TIP-ON BLUMOTION COMPATIBLE DRAWER SIDE, NOMINAL LENGTH=550 MM	PC	2679
	553.80.246	378M5502IA TANDEMBOX INTIVO/ANTARO M HEIGHT RIGHT ANTI-FINGER PRINT STAINLESS STEEL TIP-ON BLUMOTION COMPATIBLE DRAWER SIDE, NOMINAL LENGTH=550 MM	PC	2679
	553.80.218	378M6502IA TANDEMBOX INTIVO/ANTARO M HEIGHT LEFT+RIGHT ANTI-FINGER PRINT STAINLESS STEEL TIP-ON BLUMOTION COMPATIBLE DRAWER SIDE, NOMINAL LENGTH=650 MM	PR	7232



IMAGE	NEW ARTICLE	DESCRIPTION	UOM	MRP
<b>TANDEMBOX intivo /antaro M-HEIGHT Grey drawer sides</b>				
	553.80.854	378M4502SA TANDEMBOX INTIVO/ANTARO M HEIGHT LEFT R9006 WHITE ALUMINIUM DRAWER SIDE, NOMINAL LENGTH=450 MM	PC	1342
	553.80.844	378M4502SA TANDEMBOX INTIVO/ANTARO M HEIGHT RIGHT R9006 WHITE ALUMINIUM DRAWER SIDE, NOMINAL LENGTH=450 MM	PC	1342
	553.80.955	378M5002SA TANDEMBOX INTIVO/ANTARO M HEIGHT LEFT R9006 WHITE ALUMINIUM DRAWER SIDE, NOMINAL LENGTH=500 MM	PC	1263
	553.80.945	378M5002SA TANDEMBOX INTIVO/ANTARO M HEIGHT RIGHT R9006 WHITE ALUMINIUM DRAWER SIDE, NOMINAL LENGTH=500 MM	PC	1263
	553.81.896	378M5502SA TANDEMBOX INTIVO/ANTARO M HEIGHT LEFT R9006 WHITE ALUMINIUM DRAWER SIDE, NOMINAL LENGTH=550 MM	PC	1204
	553.81.886	378M5502SA TANDEMBOX INTIVO/ANTARO M HEIGHT RIGHT R9006 WHITE ALUMINIUM DRAWER SIDE, NOMINAL LENGTH=550 MM	PC	1208
	553.80.858	378M6502SA TANDEMBOX INTIVO/ANTARO M HEIGHT LEFT R9006 WHITE ALUMINIUM DRAWER SIDE, NOMINAL LENGTH=650 MM	PC	1549
	553.80.848	378M6502SA TANDEMBOX INTIVO/ANTARO M HEIGHT RIGHT R9006 WHITE ALUMINIUM DRAWER SIDE, NOMINAL LENGTH=650 MM	PC	1549
<b>INTIVO D-HEIGHT STAINLESS STEEL DRAWER SIDES</b>				
	553.81.204	378L4502IA2 TANDEMBOX INTIVO L HEIGHT LEFT+RIGHT STAINLESS STEEL TIP-ON BLUMOTION COMPATIBLE DRAWER SIDE, NOMINAL LENGTH=450 MM	PC	7822
	553.81.224	378L4502IA TANDEMBOX INTIVO L HEIGHT LEFT STAINLESS STEEL TIP-ON BLUMOTION COMPATIBLE DRAWER SIDE, NOMINAL LENGTH=450 MM	PC	2957
	553.81.214	378L4502IA TANDEMBOX INTIVO L HEIGHT RIGHT STAINLESS STEEL TIP-ON BLUMOTION COMPATIBLE DRAWER SIDE, NOMINAL LENGTH=450 MM	PC	2957
	553.81.225	378L5002IA2 TANDEMBOX INTIVO L HEIGHT LEFT STAINLESS STEEL TIP-ON BLUMOTION COMPATIBLE DRAWER SIDE, NOMINAL LENGTH=500 MM	PC	3633
	553.81.215	378L5002IA2 TANDEMBOX INTIVO L HEIGHT RIGHT STAINLESS STEEL TIP-ON BLUMOTION COMPATIBLE DRAWER SIDE, NOMINAL LENGTH=500 MM	PC	3633
	553.81.216	378L5502IA2 TANDEMBOX INTIVO L HEIGHT RIGHT STAINLESS STEEL TIP-ON BLUMOTION COMPATIBLE DRAWER SIDE, NOMINAL LENGTH=550 MM	PC	3640
	553.81.226	378L5502IA2 TANDEMBOX INTIVO L HEIGHT LEFT STAINLESS STEEL TIP-ON BLUMOTION COMPATIBLE DRAWER SIDE, NOMINAL LENGTH=550 MM	PC	3640
	553.81.208	378L6502IA2 TANDEMBOX INTIVO L HEIGHT LEFT+RIGHT STAINLESS STEEL TIP-ON BLUMOTION COMPATIBLE DRAWER SIDE, NOMINAL LENGTH=650 MM	PR	9733



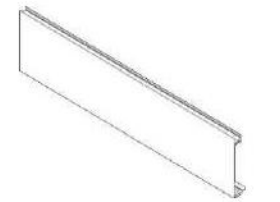


IMAGE	NEW ARTICLE	DESCRIPTION	UOM	MRP
<b>INTIVO D-HEIGHT SILK WHITE DRAWER SIDES</b>				
	553.81.604	378L4502SA2 TANDEMBOX INTIVO L HEIGHT LEFT+RIGHT SILK WHITE TIP-ON BLUMOTION COMPATIBLE DRAWER SIDE FOR A NOMINAL LENGTH=450 MM	PC	4453
	553.81.625	378L5002SAZZ TANDEMBOX INTIVO L HEIGHT LEFT SILK WHITE TIP-ON BLUMOTION COMPATIBLE DRAWER SIDE, NOMINAL LENGTH=500 MM	PC	1729
	553.81.615	378L5002SAZ TANDEMBOX INTIVO L HEIGHT RIGHT SILK WHITE TIP-ON BLUMOTION COMPATIBLE DRAWER SIDE, NOMINAL LENGTH=500 MM	PC	1725
	553.81.616	378L5502SA2 TANDEMBOX INTIVO L HEIGHT RIGHT SILK WHITE TIP-ON BLUMOTION COMPATIBLE DRAWER SIDE FOR A NOMINAL LENGTH=550 MM	PC	2056
	553.81.626	378L5502SAZZ TANDEMBOX INTIVO L HEIGHT LEFT SILK WHITE TIP-ON BLUMOTION COMPATIBLE DRAWER SIDE, NOMINAL LENGTH=550 MM	PC	2041
	553.81.608	378L6502SA2 TANDEMBOX INTIVO L HEIGHT LEFT+RIGHT SILK WHITE TIP-ON BLUMOTION COMPATIBLE DRAWER SIDE FOR A NOMINAL LENGTH=650 MM	PC	5562
<b>INTIVO/ANTARO FRONT SECTION FOR INNER DRAWERS WITH TWO DESIGN ELEMENTS</b>				
	553.91.738	Z31L1036A TANDEMBOX intivo/antaro cut to size Silk white front section of Length =1036.3 mm for inner pull-out with cross gallery for a Cabinet width =1200mm	PC	2341
	553.91.139	Z31L1036A TANDEMBOX intivo/antaro cut to size stainless steel front section of Length =1036.3 mm for inner pull-out with cross gallery for a Cabinet width =1200mm	PC	7278
	553.91.238	Z31L1036A TANDEMBOX INTIVO/ANTARO CUT TO SIZE R9006 WHITE ALUMINIUM FRONT SECTION OF LENGTH =1036.3 MM FOR INNER PULL-OUT WITH CROSS GALLERY FOR A CABINET WIDTH =1200MM	PC	2341
<b>INTIVO/ANTARO FRONT SECTION FOR INNER DRAWERS WITH THREE DESIGN ELEMENTS</b>				
	553.91.119	Z31L1036AN TANDEMBOX intivo cut to size Nickel plated front section with a groove of Length: 1036.3 mm for inner pull-outs with three design elements for a Cabinet width; 1200 mm	PC	7275
	553.91.719	Z31L1036AN TANDEMBOX intivo cut to size Silk white front section with a groove of Length: 1036.3 mm for inner pull-outs with three design elements for a Cabinet width; 1200 mm	PC	2815
<b>ANTARO STAINLESS STEEL FRONT FIXING FOR M-HEIGHT INNER DRAWERS</b>				
	553.91.575	ZIF.71M0 TANDEMBOX ANTARO M Height R7037 dust grey LEFT FRONT FIXING for inner drawers	PC	214
	553.91.574	ZIF.71M0 TANDEMBOX ANTARO M Height R7037 dust grey right FRONT FIXING for inner drawers	PC	214
<b>ANTARO SILK WHITE FRONT FIXING FOR M-HEIGHT INNER DRAWERS</b>				
	553.91.775	ZIF.71M0 TANDEMBOX ANTARO M Height silk white left FRONT FIXING for inner drawers	PC	210
	553.91.774	ZIF.71M0 TANDEMBOX ANTARO M Height silk white right FRONT FIXING for inner drawers	PC	210





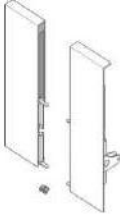

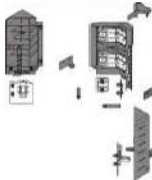
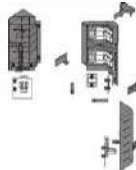
IMAGE	NEW ARTICLE	DESCRIPTION	UOM	MRP
<b>ANTARO STAINLESS STEEL FRONT FIXING FOR D-HEIGHT INNER DRAWERS</b>				
	553.91.252	ZIF.74D0 TANDEMBOX ANTARO D Height R7037 dust grey LEFT FRONT FIXING for inner drawers	PC	259
	553.91.251	ZIF.74D0 TANDEMBOX ANTARO D Height R7037 dust grey right FRONT FIXING for inner drawers	PC	259
<b>ANTARO SILK WHITE FRONT FIXING FOR D-HEIGHT INNER DRAWERS</b>				
	553.91.752	ZIF.74D0 TANDEMBOX ANTARO D Height silk white LEFT FRONT FIXING for inner drawers	PC	278
	553.91.751	ZIF.74D0 TANDEMBOX ANTARO D Height silk white right FRONT FIXING for inner drawers	PC	278
<b>INTIVO SILK WHITE FRONT FIXING FOR M-HEIGHT INNER DRAWERS</b>				
	553.91.782	ZIF.80M0.01 TANDEMBOX INTIVO M height Silk white left FRONT FIXING for inner pull-outs	PC	595
	553.91.781	ZIF.80M0.01 TANDEMBOX INTIVO M height Silk white right FRONT FIXING for inner pull-outs	PC	592
<b>INTIVO STAINLESS STEEL FRONT FIXING FOR M-HEIGHT INNER DRAWERS</b>				
	553.91.480	ZIF.80M0.01 TANDEMBOX INTIVO M height stainless steel left+right FRONT FIXING for inner pull-outs	PR	4820
<b>INTIVO FRONT FIXING FOR D-HEIGHT INNER DRAWERS WITH 3 DESIGN ELEMENTS</b>				
	553.91.494	ZIF.81D0.01 TANDEMBOX INTIVO D height Nickel plated left+right FRONT FIXING for inner pull-outs with design element	PR	5181
	553.91.793	ZIF.81D0.01 TANDEMBOX INTIVO D height Silk white left FRONT FIXING for inner pull-outs with design element	PC	1389
	553.91.789	ZIF.81D0.01 TANDEMBOX INTIVO D height Silk white right FRONT FIXING for inner pull-outs with design element	PC	1389
<b>INTIVO FRONT FIXING FOR D-HEIGHT INNER DRAWERS WITH 2 DESIGN ELEMENTS</b>				
	553.91.797	ZIF.82D0.01 TANDEMBOX INTIVO D height SILK WHITE left FRONT FIXING for inner pull-outs with gallery	PC	1270
	553.91.796	ZIF.82D0.01 TANDEMBOX INTIVO D height SILK WHITE right FRONT FIXING for inner pull-outs with gallery	PC	1270
	553.91.495	ZIF.82D0.01 TANDEMBOX INTIVO D HEIGHT STAINLESS STEEL LEFT+RIGHT FRONT FIXING FOR INNER PULL-OUTS WITH GALLERY	PR	2194
<b>ANTARO D-HEIGHT SPACECORNER SYNCHROMOTION SET</b>				
	555.06.776	Z33D00E0A6 TANDEMBOX PLUS SPACECORNER D Height SILK WHITE SYNCROMOTION SET	SET	9801
	555.06.576	Z33D00E0A6 TANDEMBOX PLUS SPACECORNER D Height R7037 DUST GREY SYNCROMOTION SET	SET	10166
<b>INTIVO D-HEIGHT SPACECORNER SYNCHROMOTION SET</b>				
	553.93.702	Z33D0L00A6 TANDEMBOX INTIVO Silk white D Height SYNCROMOTION SET	SET	9975
	553.93.502	Z33D0L00A6 TANDEMBOX INTIVO R7037 dust grey D Height SYNCROMOTION SET	SET	10882

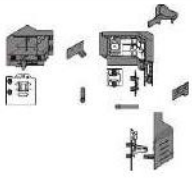


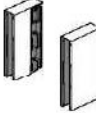

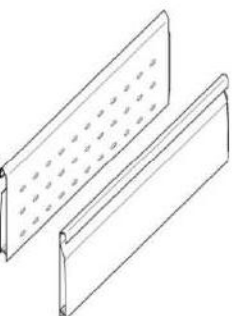
IMAGE	NEW ARTICLE	DESCRIPTION	UOM	MRP
<b>INTIVO/ANTARO M-HEIGHT SPACECORNER SYNCHROMOTION SET</b>				
	555.06.572	Z33M00E0A6 TANDEMBOX INTIVO SPACECORNER M Height DUST GREY SYNCROMOTION SET	SET	9126
	555.06.772	Z33M00E0A6 TANDEMBOX INTIVO SPACECORNER M Height Silk white SYNCROMOTION SET	SET	7651
<b>INTIVO FRONT BOX COVERS</b>				
	553.90.711	Z36L002G1S TANDEMBOX intivo D height Silk white symmetrical front BOXCOVER	PC	290
	553.90.111	Z36L002G1I TANDEMBOX intivo D height stainless steel symmetrical front BOXCOVER	PC	499
<b>INTIVO SILK WHITE BACK BOXCOVERS</b>				
	553.90.712	Z36L002G2S TANDEMBOX intivo D height Silk white back left BOXCOVER	PC	267
	553.90.713	Z36L002G2S TANDEMBOX intivo D height Silk white back right BOXCOVER	PC	267
<b>INTIVO STAINLESS STEEL BACK BOXCOVERS</b>				
	553.90.112	Z36L002G2I TANDEMBOX intivo D height stainless steel back left BOXCOVER	PC	509
	553.90.113	Z36L002G2I TANDEMBOX intivo D height stainless steel back right BOXCOVER	PC	509
<b>INTIVO/ANTARO CROSS GALLERIES FOR INNER PULL-OUTS</b>				
	553.89.119	ZRG.1046Z TANDEMBOX INTIVO/ANTARO Nickel plated cut to size cross gallery for Inner pull-outs,Cabinet width: maximum 1200 mm, Length: 1046.3 mm	PC	3599
	553.89.719	ZRG.1046Z TANDEMBOX INTIVO/ANTARO Silk white cut to size cross gallery for Inner pull-outs,Cabinet width: maximum 1200 mm, Length: 1046.3 mm	PC	1092
	553.89.219	ZRG.1046Z TANDEMBOX INTIVO/ANTARO R9006 WHITE ALUMINIUM CUT TO SIZE CROSS GALLERY FOR INNER PULL-OUTS OF LENGTH: 1046.3 MM FOR A CABINET WIDTH OF MAXIMUM 1200 MM	PC	1092
<b>TANDEMBOX PLUS ACCESSORIES</b>				
<b>DOUBLE WALL WHITE BOXSIDES</b>				
	554.90.704	Z37H418S.E TANDEMBOX D height white/R737 dust grey left+right double walled BOXSIDE, Nominal Length =450 mm	SET	2200
	554.90.705	Z37H468S.E TANDEMBOX D height white/R737 dust grey left+right double walled BOXSIDE, Nominal Length =500 mm	SET	2386
	554.90.706	Z37H518S.E TANDEMBOX D height white/R737 dust grey left+right double walled BOXSIDE, Nominal Length =550 mm	SET	2834
	554.90.708	Z37H618S.E TANDEMBOX D height white/R737 dust grey left+right double walled BOXSIDE, Nominal Length =650 mm	SET	3580



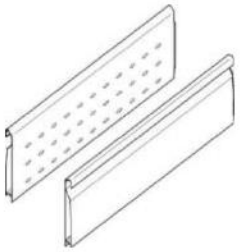
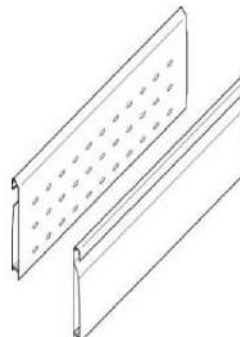






IMAGE	NEW ARTICLE	DESCRIPTION	UOM	MRP
<b>DOUBLE WALL GREY BOXSIDES</b>				
	554.90.204	Z37H418S.E TANDEMBOX D height R9006 white aluminium/dust grey left+right double walled BOXSIDE, Nominal Length =450 mm	SET	2267
	554.90.214	Z37H468S.E TANDEMBOX D height R9006 white aluminium/dust grey left+right double walled BOXSIDE, Nominal Length =500 mm	SET	2527
	554.90.216	Z37H518S.E TANDEMBOX D height R9006 white aluminium/dust grey left+right double walled BOXSIDE, Nominal Length =550 mm	SET	2900
	554.90.208	Z37H618S.E TANDEMBOX D height R9006 white aluminium/dust grey left+right double walled BOXSIDE, Nominal Length =650 mm	SET	3647
<b>DOUBLE WALL STAINLESS STEEL BOXSIDES</b>				
	554.90.104	Z37H418I.E TANDEMBOX D height stainless steel left+right double walled BOXSIDE, Nominal Length =450 mm	SET	5170
	554.90.105	Z37H468I.E TANDEMBOX D height stainless steel left+right double walled BOXSIDE, Nominal Length =500 mm	SET	5362
	554.90.106	Z37H518I.E TANDEMBOX D height stainless steel left+right double walled BOXSIDE, Nominal Length =550 mm	SET	5784
	554.90.108	Z37H618I.E TANDEMBOX D height stainless steel left+right double walled BOXSIDE, Nominal Length =650 mm	SET	6626
<b>CONNECTORS FOR THE GLASS BOXSIDE DESIGN ELEMENTS</b>				
	554.90.590	Z36H000G.02 TANDEMBOX plus front+back and left+right glass boxside attachment for high fronted pull-outs	SET	814
<b>TANDEMBOX PLUS INNER DRAWER HANDLE</b>				
	555.07.599	ZIF.7008 TANDEMBOX plus dust grey handle	PC	328
	553.93.790	Z31A0008 nylon locking piece for inner drawers	PC	43
	555.07.596	ZIF.7007 TANDEMBOX plus nylon handle and latch for inner drawers	PC	911
	555.07.598	ZIF.7005 TANDEMBOX plus nylon handles for inner drawers	PC	630
<b>TANDEMBOX PLUS GALLERY CONNECTOR</b>				
	550.09.000	ZRG.000E3 R737 GALLERY CONNECTION, NYLON, RAL 7037 DUST GREY	PC	19




IMAGE	NEW ARTICLE	DESCRIPTION	UOM	MRP
<b>TANDEMBOX PLUS CUT TO SIZE GALLERY</b>				
	555.09.012	ZRG.1094U R9006 white aluminium GALLERY for cutting to size, length=1094 mm, Cabinet width: maximum 1200 mm	PC	500
	555.09.712	ZRG.1094U White GALLERY for cutting to size, length=1094 mm, Cabinet width: maximum 1200 mm	PC	480
	555.09.112	ZRG.1094U STAINLESS STEEL GALLERY FOR CUTTING TO SIZE, LENGTH=1094 MM, CABINET WIDTH: MAXIMUM 1200 MM	PC	1240
<b>TANDEMBOX PLUS WHITE UPPER LONGSIDE GALLERIES</b>				
	555.11.835	ZRG.296V.IC TANDEMBOX white upper longside gallery rail, Nominal Length =350 mm	PC	254
	555.11.740	ZRG.346V.IC TANDEMBOX white upper longside gallery rail, Nominal Length =400 mm	PC	267
	555.11.745	ZRG.396V.IC TANDEMBOX white upper longside gallery rail, Nominal Length =450 mm	PC	279
	555.11.795	ZRG.446V.IC TANDEMBOX white upper longside gallery rail, Nominal Length =500 mm	PC	264
	555.11.855	ZRG.496V.IC TANDEMBOX white upper longside gallery rail, Nominal Length =550 mm	PC	283
	555.11.865	ZRG.596V.IC TANDEMBOX white upper longside gallery rail, Nominal Length =650 mm	PC	357
<b>TANDEMBOX PLUS GREY UPPER LONGSIDE GALLERIES</b>				
	555.11.072	ZRG.276V.IC TANDEMBOX PLUS INSERTA RAL 9006 WHITE ALUMINIUM LONGSIDE GALLERY RAIL ,FOR A NOMINAL LENGTH = 350 MM	PC	178
	555.11.040	ZRG.346V.IC TANDEMBOX R9006 WHITE ALUMINIUM/DUST GREY UPPER LONGSIDE GALLERY RAIL, NOMINAL LENGTH =400 MM	PC	205
	555.11.045	ZRG.396V.IC TANDEMBOX R9006 white aluminium upper longside gallery rail, Nominal Length =450 mm	PC	309
	555.11.050	ZRG.446V.IC TANDEMBOX R9006 white aluminium upper longside gallery rail, Nominal Length =500 mm	PC	321
	555.11.055	ZRG.496V.IC TANDEMBOX R9006 white aluminium upper longside gallery rail, Nominal Length =550 mm	PC	343
	555.11.065	ZRG.596V.IC TANDEMBOX R9006 white aluminium upper longside gallery rail, Nominal Length =650 mm	PC	386


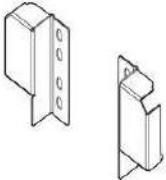

IMAGE	NEW ARTICLE	DESCRIPTION	UOM	MRP
<b>TANDEMBOX PLUS STAINLESS STEEL UPPER LONGSIDE GALLERIES</b>				
	555.11.135	ZRG.296V.IC TANDEMBOX chrome upper longside gallery rail, Nominal Length =350 mm	PC	659
	555.11.140	ZRG.346V.IC TANDEMBOX chrome upper longside gallery rail, Nominal Length =400 mm	PC	669
	555.11.145	ZRG.396V.IC TANDEMBOX chrome upper longside gallery rail, Nominal Length =450 mm	PC	680
	553.11.150	ZRG.446V. C TANDEMBOX chrome upper longside gallery rail, Nominal Length =500 mm	PC	690
	555.11.155	ZRG.496V.IC TANDEMBOX chrome upper longside gallery rail, Nominal Length =550 mm	PC	706
	555.11.165	ZRG.596V.IC TANDEMBOX chrome upper longside gallery rail, Nominal Length =650 mm	PC	740
<b>TANDEMBOX PLUS BACK FIXING FOR ADJUSTABLE GALLERIES</b>				
	555.11.821	ZRR.5000 TANDEMBOX plus White back gallery fixing , for adjustable galleries, screw-on	PC	102
	555.11.020	ZRR.5000 TANDEMBOX plus R9006 White aluminium back gallery fixing , for adjustable galleries, screw-on	PC	121
	555.11.620	ZRR.5000 TANDEMBOX plus Nickel plated back gallery fixing , for adjustable galleries, screw-on	PC	160
<b>TANDEMBOX PLUS SPARES</b>				
<b>TANDEMBOX PLUS STAINLESS STEEL DRAWER SIDES- M Height</b>				
	555.26.110	378M2702I TANDEMBOX PLUS M HEIGHT LEFT ANTI-FINGER PRINT STAINLESS STEEL TIP-ON BLUMOTION COMPATIBLE DRAWER SIDE, NOMINAL LENGTH=270 MM	PC	2636
	555.26.100	378M2702I TANDEMBOX PLUS M HEIGHT RIGHT ANTI-FINGER PRINT STAINLESS STEEL TIP-ON BLUMOTION COMPATIBLE DRAWER SIDE, NOMINAL LENGTH=270 MM	PC	2636
	555.26.112	378M3502I TANDEMBOX PLUS M HEIGHT LEFT ANTI-FINGER PRINT STAINLESS STEEL TIP-ON BLUMOTION COMPATIBLE DRAWER SIDE, NOMINAL LENGTH=350 MM	PC	1917
	555.26.102	378M3502I TANDEMBOX PLUS M HEIGHT RIGHT ANTI-FINGER PRINT STAINLESS STEEL TIP-ON BLUMOTION COMPATIBLE DRAWER SIDE, NOMINAL LENGTH=350 MM	PC	1917
	555.26.113	378M4002I TANDEMBOX PLUS M HEIGHT LEFT ANTI-FINGER PRINT STAINLESS STEEL TIP-ON BLUMOTION COMPATIBLE DRAWER SIDE, NOMINAL LENGTH=400 MM	PC	1974
	555.26.103	378M4002I TANDEMBOX PLUS M HEIGHT RIGHT ANTI-FINGER PRINT STAINLESS STEEL TIP-ON BLUMOTION COMPATIBLE DRAWER SIDE, NOMINAL LENGTH=400 MM	PC	1974
	555.26.114	378M4502I TANDEMBOX PLUS M HEIGHT LEFT ANTI-FINGER PRINT STAINLESS STEEL TIP-ON BLUMOTION COMPATIBLE DRAWER SIDE, NOMINAL LENGTH=450 MM	PC	2031
	555.26.104	378M4502I TANDEMBOX PLUS M HEIGHT RIGHT ANTI-FINGER PRINT STAINLESS STEEL TIP-ON BLUMOTION COMPATIBLE DRAWER SIDE, NOMINAL LENGTH=450 MM	PC	2031
	555.26.115	378M5002I TANDEMBOX PLUS M HEIGHT LEFT ANTI-FINGER PRINT STAINLESS STEEL TIP-ON BLUMOTION COMPATIBLE DRAWER SIDE, NOMINAL LENGTH=500 MM	PC	2087

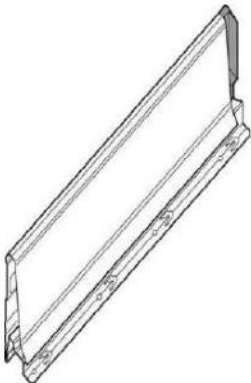
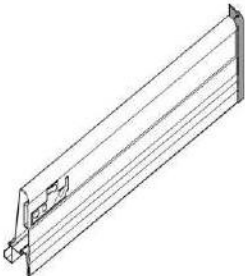
IMAGE	NEW ARTICLE	DESCRIPTION	UOM	MRP
	555.26.105	378M5002I TANDEMBOX PLUS M HEIGHT RIGHT ANTI-FINGER PRINT STAINLESS STEEL TIP-ON BLUMOTION COMPATIBLE DRAWER SIDE, NOMINAL LENGTH=500 MM	PC	2087
	555.26.116	378M5502I TANDEMBOX PLUS M HEIGHT LEFT ANTI-FINGER PRINT STAINLESS STEEL TIP-ON BLUMOTION COMPATIBLE DRAWER SIDE, NOMINAL LENGTH=550 MM	PC	2269
	555.26.106	378M5502I TANDEMBOX PLUS M HEIGHT RIGHT ANTI-FINGER PRINT STAINLESS STEEL TIP-ON BLUMOTION COMPATIBLE DRAWER SIDE, NOMINAL LENGTH=550 MM	PC	2269
	555.26.118	378M6502I TANDEMBOX PLUS M HEIGHT LEFT ANTI-FINGER PRINT STAINLESS STEEL TIP-ON BLUMOTION COMPATIBLE DRAWER SIDE, NOMINAL LENGTH=650 MM	PC	2815
	555.26.108	378M6502I TANDEMBOX PLUS M HEIGHT RIGHT ANTI-FINGER PRINT STAINLESS STEEL TIP-ON BLUMOTION COMPATIBLE DRAWER SIDE, NOMINAL LENGTH=650 MM	PC	2815
<b>TANDEMBOX PLUS WHITE DRAWER SIDES- M Height</b>				
	555.26.639	378M3502S TANDEMBOX PLUS M HEIGHT RIGHT WHITE TIP-ON BLUMOTION COMPATIBLE DRAWER SIDE FOR A NOMINAL LENGTH=350 MM	PC	1506
	555.26.638	378M3502S TANDEMBOX PLUS M HEIGHT LEFT WHITE TIP-ON BLUMOTION COMPATIBLE DRAWER SIDE FOR A NOMINAL LENGTH=350 MM	PC	1506
	555.26.713	378M4002S TANDEMBOX PLUS M HEIGHT LEFT WHITE TIP-ON BLUMOTION COMPATIBLE DRAWER SIDE FOR A NOMINAL LENGTH=400 MM	PC	1532
	555.26.703	378M4002S TANDEMBOX PLUS M HEIGHT RIGHT WHITE TIP-ON BLUMOTION COMPATIBLE DRAWER SIDE FOR A NOMINAL LENGTH=400 MM	PC	1532
	555.26.714	378M4502S TANDEMBOX PLUS M HEIGHT LEFT WHITE TIP-ON BLUMOTION COMPATIBLE DRAWER SIDE FOR A NOMINAL LENGTH=450 MM	PC	1796
	555.26.704	378M4502S TANDEMBOX PLUS M HEIGHT RIGHT WHITE TIP-ON BLUMOTION COMPATIBLE DRAWER SIDE FOR A NOMINAL LENGTH=450 MM	PC	1796
	555.26.654	378M5002S TANDEMBOX PLUS M HEIGHT LEFT WHITE TIP-ON BLUMOTION COMPATIBLE DRAWER SIDE FOR A NOMINAL LENGTH=500 MM	PC	1213
	555.26.653	378M5002S TANDEMBOX PLUS M HEIGHT RIGHT WHITE TIP-ON BLUMOTION COMPATIBLE DRAWER SIDE FOR A NOMINAL LENGTH=500 MM	PC	1213
	555.26.716	378M5502S TANDEMBOX PLUS M HEIGHT LEFT WHITE TIP-ON BLUMOTION COMPATIBLE DRAWER SIDE FOR A NOMINAL LENGTH=550 MM	PC	1259
	555.26.706	378M5502S TANDEMBOX PLUS M HEIGHT RIGHT WHITE TIP-ON BLUMOTION COMPATIBLE DRAWER SIDE FOR A NOMINAL LENGTH=550 MM	PC	1259
	555.26.718	378M6502S TANDEMBOX PLUS M HEIGHT LEFT WHITE TIP-ON BLUMOTION COMPATIBLE DRAWER SIDE FOR A NOMINAL LENGTH=650 MM	PC	2253
	555.26.708	378M6502S TANDEMBOX PLUS M HEIGHT RIGHT WHITE TIP-ON BLUMOTION COMPATIBLE DRAWER SIDE FOR A NOMINAL LENGTH=650 MM	PC	2253

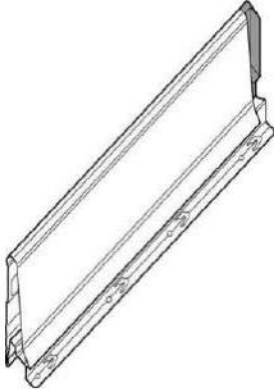


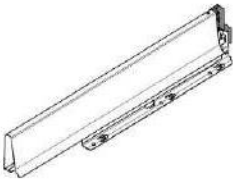
IMAGE	NEW ARTICLE	DESCRIPTION	UOM	MRP
<b>TANDEMBOX PLUS GREY DRAWER SIDES- M Height</b>				
	555.26.289	378M4502S TANDEMBOX PLUS M HEIGHT LEFT R9006 WHITE ALUMINIUM TIP-ON BLUMOTION COMPATIBLE DRAWER SIDE FOR A NOMINAL LENGTH=450 MM	PC	1613
	555.26.288	378M4502S TANDEMBOX PLUS M HEIGHT RIGHT R9006 WHITE ALUMINIUM TIP-ON BLUMOTION COMPATIBLE DRAWER SIDE FOR A NOMINAL LENGTH=450 MM	PC	1613
	555.26.215	378M5002S TANDEMBOX PLUS M HEIGHT LEFT R9006 WHITE ALUMINIUM TIP-ON BLUMOTION COMPATIBLE DRAWER SIDE FOR A NOMINAL LENGTH=500 MM	PC	1251
	555.26.205	378M5002S TANDEMBOX PLUS M HEIGHT RIGHT R9006 WHITE ALUMINIUM TIP-ON BLUMOTION COMPATIBLE DRAWER SIDE FOR A NOMINAL LENGTH=500 MM	PC	1251
	555.26.216	378M5502S TANDEMBOX PLUS M HEIGHT LEFT R9006 WHITE ALUMINIUM TIP-ON BLUMOTION COMPATIBLE DRAWER SIDE FOR A NOMINAL LENGTH=550 MM	PC	1304
	555.26.206	378M5502S TANDEMBOX PLUS M HEIGHT RIGHT R9006 WHITE ALUMINIUM TIP-ON BLUMOTION COMPATIBLE DRAWER SIDE FOR A NOMINAL LENGTH=550 MM	PC	1304
	555.26.218	378M6502S TANDEMBOX PLUS M HEIGHT LEFT R9006 WHITE ALUMINIUM TIP-ON BLUMOTION COMPATIBLE DRAWER SIDE FOR A NOMINAL LENGTH=650 MM	PC	2434
	555.26.208	378M6502S TANDEMBOX PLUS M HEIGHT RIGHT R9006 WHITE ALUMINIUM TIP-ON BLUMOTION COMPATIBLE DRAWER SIDE FOR A NOMINAL LENGTH=650 MM	PC	2434
<b>TANDEMBOX PLUS/INTIVO/ANTARO WHITE SINK DRAWER SIDES</b>				
	553.80.695	378M5004SG TANDEMBOX M HEIGHT LEFT+RIGHT SILK WHITE TIP-ON BLUMOTION COMPATIBLE SINK DRAWER SIDE FOR A NOMINAL LENGTH=500 MM	SET	2914
<b>TANDEMBOX PLUS GREY SINK DRAWER SIDES</b>				
	553.80.883	378M5004SG TANDEMBOX PLUS M HEIGHT LEFT R9006 WHITE ALUMINIUM TIP-ON BLUMOTION COMPATIBLE SINK DRAWER SIDE FOR A NOMINAL LENGTH=500 MM	PC	1492
	553.80.882	378M5004SG TANDEMBOX PLUS M HEIGHT RIGHT R9006 WHITE ALUMINIUM SINK DRAWER SIDE FOR A NOMINAL LENGTH=500 MM	PC	1492
<b>TANDEMBOX PLUS/INTIVO/ANTARO STAINLESS STEEL SINK DRAWER SIDES</b>				
	553.80.283	378M5004IG TANDEMBOX M HEIGHT LEFT ANTI-FINGER PRINT STAINLESS STEEL TIP-ON BLUMOTION COMPATIBLE SINK DRAWER SIDE, NOMINAL LENGTH=500 MM	PC	3502
	553.80.282	378M5004IG TANDEMBOX M HEIGHT RIGHT ANTI-FINGER PRINT STAINLESS STEEL TIP-ON BLUMOTION COMPATIBLE SINK DRAWER SIDE, NOMINAL LENGTH=500 MM	PC	3502

IMAGE	NEW ARTICLE	DESCRIPTION	UOM	MRP
<b>TANDEMBOX RUNNERS 65 KG</b>				
	555.02.751	576.5001B TANDEMBOX 65 KG LEFT CABINET PROFILE WITH INTEGRATED BLUMOTION, NOMINAL LENGTH: 500 MM	PC	2598
	555.02.750	576.5001B TANDEMBOX 65 KG RIGHT CABINET PROFILE WITH INTEGRATED BLUMOTION, NOMINAL LENGTH: 500 MM	PC	2598
	555.02.756	576.5501B TANDEMBOX 65 KG LEFT CABINET PROFILE WITH INTEGRATED BLUMOTION, NOMINAL LENGTH: 550 MM	PC	2828
	555.02.755	576.5501B TANDEMBOX 65 KG RIGHT CABINET PROFILE WITH INTEGRATED BLUMOTION, NOMINAL LENGTH: 550 MM	PC	2828
	555.02.766	576.6501B TANDEMBOX 65 KG LEFT CABINET PROFILE WITH INTEGRATED BLUMOTION FOR A NOMINAL LENGTH: 650 MM	PC	2910
	555.02.765	576.6501B TANDEMBOX 65 KG RIGHT CABINET PROFILE WITH INTEGRATED BLUMOTION FOR A NOMINAL LENGTH: 650 MM	PC	2910
<b>TANDEMBOX RUNNERS 30 KG</b>				
	555.00.729	578.2701B TANDEMBOX 30 KG LEFT+RIGHT CABINET PROFILE WITH INTEGRATED BLUMOTION, NOMINAL LENGTH: 270 MM	PR	3297
	555.00.636	578.3501B01 TANDEMBOX 30 KG LEFT CABINET PROFILE WITH INTEGRATED BLUMOTION FOR A NOMINAL LENGTH: 350 MM	PC	1478
	555.00.635	578.3501B01 TANDEMBOX 30 KG RIGHT CABINET PROFILE WITH INTEGRATED BLUMOTION FOR A NOMINAL LENGTH: 350 MM	PC	1478
	555.00.744	578.4001B01 TANDEMBOX 30 KG LEFT CABINET PROFILE WITH INTEGRATED BLUMOTION FOR A NOMINAL LENGTH: 400 MM	PC	1513
	555.00.743	578.4001B01 TANDEMBOX 30 KG RIGHT CABINET PROFILE WITH INTEGRATED BLUMOTION FOR A NOMINAL LENGTH: 400 MM	PC	1513
	555.00.746	578.4501B01 TANDEMBOX 30 KG LEFT CABINET PROFILE WITH INTEGRATED BLUMOTION FOR A NOMINAL LENGTH: 450 MM	PC	1722
	555.00.745	578.4501B01 TANDEMBOX 30 KG RIGHT CABINET PROFILE WITH INTEGRATED BLUMOTION FOR A NOMINAL LENGTH: 450 MM	PC	1722
	555.00.553	578.5001B TANDEMBOX 30 KG LEFT CABINET PROFILE WITH INTEGRATED BLUMOTION FOR A NOMINAL LENGTH: 500 MM	PC	1751
	555.00.552	578.5001B TANDEMBOX 30 KG RIGHT CABINET PROFILE WITH INTEGRATED BLUMOTION FOR A NOMINAL LENGTH: 500 MM	PC	1751
	555.00.756	578.5501B TANDEMBOX 30 KG LEFT CABINET PROFILE WITH INTEGRATED BLUMOTION FOR A NOMINAL LENGTH: 550 MM	PC	1801
	555.00.755	578.5501B TANDEMBOX 30 KG RIGHT CABINET PROFILE WITH INTEGRATED BLUMOTION FOR A NOMINAL LENGTH: 550 MM	PC	1801
<b>TANDEMBOX PLUS/INTIVO/ANTARO M-HEIGHT STAINLESS STEEL BACK FIXING BRACKETS</b>				
	555.06.102	Z30M0005.04 TANDEMBOX M Height Nickel plated left back fixing bracket	PC	195
	555.06.103	Z30M0005.04 TANDEMBOX M Height Nickel plated right back fixing bracket	PC	195

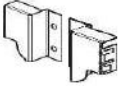
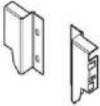


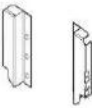



IMAGE	NEW ARTICLE	DESCRIPTION	UOM	MRP
<b>M HEIGHT SILK WHITE BACK FIXING BRACKETS</b>				
	555.06.802	Z30M0005.04 TANDEMBOX M Height Silk white left back fixing bracket	PC	128
	555.06.803	Z30M0005.04 TANDEMBOX M Height Silk white right back fixing bracket	PC	128
<b>TANDEMBOX PLUS M-HEIGHT GREY BACK FIXING BRACKETS</b>				
	555.06.202	Z30M0005.04 TANDEMBOX M Height R9006 white aluminium left back fixing bracket	PC	109
	555.06.203	Z30M0005.04 TANDEMBOX M Height R9006 white aluminium right back fixing bracket	PC	109
<b>TANDEMBOX PLUS M-HEIGHT WHITE BACK FIXING BRACKETS</b>				
	555.06.791	Z30M0005.04 TANDEMBOX M Height White left back fixing bracket	PC	97
	555.06.792	Z30M0005.04 TANDEMBOX M Height White right back fixing bracket	PC	97
<b>TANDEMBOX PLUS B-HEIGHT WHITE BACK FIXING BRACKETS</b>				
	555.06.794	Z30B0005.04 TANDEMBOX B Height white left back fixing bracket	PC	126
	555.06.795	Z30B0005.04 TANDEMBOX B Height white right back fixing bracket	PC	126
<b>TANDEMBOX PLUS B-HEIGHT GREY BACK FIXING BRACKETS</b>				
	555.06.294	Z30B0005.04 TANDEMBOX B Height R9006 white aluminium left back fixing bracket	PC	143
	555.06.295	Z30B0005.04 TANDEMBOX B Height R9006 white aluminium right back fixing bracket	PC	143
<b>TANDEMBOX PLUS B-HEIGHT STAINLESS STEEL BACK FIXING BRACKETS</b>				
	555.06.694	Z30B0005.04 TANDEMBOX B Height Nickel plated left back fixing bracket	PC	317
	555.06.695	Z30B0005.04 TANDEMBOX B Height Nickel plated right back fixing bracket	PC	317
<b>TANDEMBOX PLUS D-HEIGHT WHITE BACK FIXING BRACKETS</b>				
	555.06.706	Z30D0005 TANDEMBOX D Height white left back fixing bracket	PC	247
	555.06.707	Z30D0005 TANDEMBOX D Height white right back fixing bracket	PC	247
<b>TANDEMBOX PLUS D-HEIGHT GREY BACK FIXING BRACKETS</b>				
	555.06.506	Z30D0005 TANDEMBOX D Height R9006 white aluminium left back fixing bracket	PC	233
	555.06.507	Z30D0005 TANDEMBOX D Height R9006 white aluminium right back fixing bracket	PC	233
<b>TANDEMBOX PLUS D-HEIGHT STAINLESS STEEL BACK FIXING BRACKETS</b>				
	555.06.106	Z30D0005 TANDEMBOX D Height Nickel plated left back fixing bracket	PC	557
	555.06.107	Z30D0005 TANDEMBOX D Height Nickel plated right back fixing bracket	PC	557
<b>D- HEIGHT SILK WHITE BACK FIXING BRACKETS</b>				
	555.06.806	Z30D0005 TANDEMBOX D Height Silk white left back fixing bracket	PC	271
	555.06.807	Z30D0005 TANDEMBOX D Height silk white right back fixing bracket	PC	271





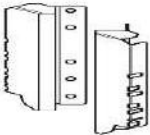

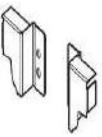
IMAGE	NEW ARTICLE	DESCRIPTION	UOM	MRP
<b>TANDEMBOX PLUS SPACECORNER M-HEIGHT WHITE BACK FIXING BRACKETS</b>				
	553.92.735	Z30M000S.45 TANDEMBOX SPACE CORNER M Height White left back fixing bracket	PC	214
	553.92.734	Z30M000S.45 TANDEMBOX SPACE CORNER M Height White right back fixing bracket	PC	214
<b>TANDEMBOX PLUS SPACECORNER M-HEIGHT GREY BACK FIXING BRACKETS</b>				
	553.92.235	Z30M000S.45 TANDEMBOX SPACE CORNER M Height R9006 white aluminium left back fixing bracket	PC	254
	553.92.234	Z30M000S.45 TANDEMBOX SPACE CORNER M Height R9006 white aluminium right back fixing bracket	PC	254
<b>TANDEMBOX PLUS SPACECORNER M-HEIGHT STAINLESS STEEL BACK FIXING BRACKETS</b>				
	553.92.035	Z30M000S.45 TANDEMBOX SPACE CORNER M Height Nickel plated left back fixing bracket	PC	335
	553.92.034	Z30M000S.45 TANDEMBOX SPACE CORNER M Height Nickel plated right back fixing bracket	PC	335
<b>TANDEMBOX PLUS SPACECORNER D-HEIGHT WHITE BACK FIXING BRACKETS</b>				
	553.92.839	Z30D000S.45 TANDEMBOX SPACE CORNER D Height white left back fixing bracket	PC	404
	553.92.838	Z30D000S.45 TANDEMBOX SPACE CORNER D Height white right back fixing bracket	PC	404
<b>TANDEMBOX PLUS SPACECORNER D-HEIGHT GREY BACK FIXING BRACKETS</b>				
	553.92.239	Z30D000S.45 TANDEMBOX SPACE CORNER D Height R9006 white aluminium left back fixing bracket	PC	430
	553.92.238	Z30D000S.45 TANDEMBOX SPACE CORNER D Height R9006 white aluminium right back fixing bracket	PC	430
<b>SPACECORNER D-HEIGHT BACK FIXING BRACKETS</b>				
	553.92.738	Z30D000S.45 TANDEMBOX SPACE CORNER D Height Silk white right back fixing bracket	PC	428
	553.92.739	Z30D000S.45 TANDEMBOX SPACE CORNER D Height Silk white left back fixing bracket	PC	428
	553.92.039	Z30D000S.45 TANDEMBOX SPACE CORNER D Height Nickel plated left back fixing bracket	PC	504
	553.92.038	Z30D000S.45 TANDEMBOX SPACE CORNER D Height Nickel plated right back fixing bracket	PC	504
<b>TANDEMBOX PLUS N-HEIGHT WHITE BACK FIXING BRACKETS(FOR SINK UNITS)</b>				
	553.92.814	Z30N000S.04 TANDEMBOX N Height white left back fixing bracket	PC	126
	553.92.813	Z30N000S.04 TANDEMBOX N Height White right back fixing bracket	PC	126
<b>TANDEMBOX PLUS N-HEIGHT GREY BACK FIXING BRACKETS(FOR SINK UNITS)</b>				
	553.92.214	Z30N000S.04 TANDEMBOX N Height R9006 white aluminium left back fixing bracket	PC	173
	553.92.213	Z30N000S.04 TANDEMBOX N Height R9006 white aluminium right back fixing bracket	PC	173



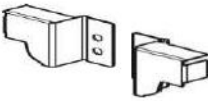

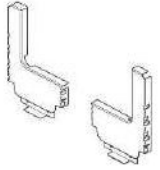

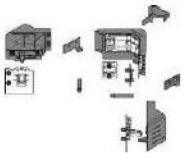
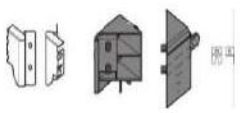
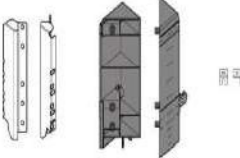

IMAGE	NEW ARTICLE	DESCRIPTION	UOM	MRP
<b>N-HEIGHT BACK FIXING BRACKET FOR THE SINK UNIT</b>				
	555.06.787	Z30N0005.04 TANDEMBOX N Height Silk white left+right back fixing bracket	PC	212
	555.06.287	Z30N0005.04 TANDEMBOX N HEIGHT R9006 WHITE ALUMINIUM LEFT+RIGHT BACK FIXING BRACKET	PR	212
<b>TANDEMBOX PLUS N-HEIGHT STAINLESS STEEL BACK FIXING BRACKETS(FOR SINK UNITS)</b>				
	553.92.014	Z30N0005.04 TANDEMBOX N Height Nickel plated left back fixing bracket	PC	223
	553.92.013	Z30N0005.04 TANDEMBOX N Height Nickel plated right back fixing bracket	PC	223
<b>L- SHAPE BACK FIXING BRACKETS FOR THE SINK UNIT</b>				
	553.92.049	Z30D120S.6S TANDEMBOX D Height Nickel plated left+right L-shape sink pull-out steel back, Inner cabinet width=147.5-148.4 mm	PR	3473
	553.92.749	Z30D120S.6S TANDEMBOX D Height Silk white left+right L-shape sink pull-out steel back, Inner cabinet width=147.5-148.4 mm	PR	3098
<b>TANDEMBOX PLUS N-HEIGHT SINK PULL-OUT ADAPTER</b>				
	555.06.560	Z30N0002.6Z TANDEMBOX sink pull-out dust grey left+right N-Height Adapter for chipboard and steel backs	PC	450
<b>TANDEMBOX PLUS SPACECORNER SYNCHROMOTION SET</b>				
	555.06.572	Z33M00E0A6 TANDEMBOX PLUS SPACECORNER M Height R7037 dust grey SYNCROMOTION SET	SET	9126
	555.06.576	Z33D00E0A6 TANDEMBOX PLUS SPACECORNER D Height R7037 DUST GREY SYNCROMOTION SET	SET	10166
<b>TANDEMBOX M-HEIGHT SPACECORNER SET FOR RIGID FRONTS</b>				
	555.06.213	ZSF.340E.M1 TANDEMBOX PLUS M height Grey SPACECORNER SET	SET	2310
	555.06.913	ZSF.340E.M1 TANDEMBOX PLUS M height Stainless Steel SPACECORNER SET	SET	1475
	555.06.714	ZSF.340E.M1 TANDEMBOX PLUS M height White SPACECORNER SET	SET	2572
	555.06.713	ZSF.340E.M1 TANDEMBOX SILK WHITE M HEIGHT SPACE CORNER SET	SET	1779
<b>TANDEMBOX PLUS D-HEIGHT SPACECORNER SET FOR RIGID FRONTS</b>				
	553.92.771	ZSF.345E.D1 TANDEMBOX PLUS D height White SPACECORNER SET	SET	3423
	555.06.519	ZSF.345E.D1 TANDEMBOX PLUS D height Grey SPACECORNER SET	SET	3104
	555.06.919	ZSF.345E.D1 TANDEMBOX PLUS D height Stainless Steel SPACECORNER SET	SET	3455
	555.06.719	ZSF.345E.D1 TANDEMBOX D HEIGHT SILK WHITE SPACE CORNER SET	SET	2355
<b>TANDEMBOX PLUS M-HEIGHT FRONT FIXING FOR INNER DRAWERS</b>				
	555.06.591	ZIF.70M0 TANDEMBOX PLUS M height R7037 dust grey left FRONT FIXING for inner drawers	PC	202
	555.06.590	ZIF.70M0 TANDEMBOX PLUS M height R7037 dust grey right FRONT FIXING for inner drawers	PC	202

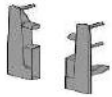
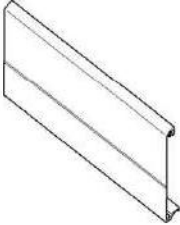








IMAGE	NEW ARTICLE	DESCRIPTION	UOM	MRP
<b>TANDEMBOX PLUS D-HEIGHT FRONT FIXING FOR INNER DRAWERS</b>				
	555.06.558	ZIF.73D0 TANDEMBOX PLUS D height R7037 dust grey left FRONT FIXING for inner drawers	PC	236
	555.06.557	ZIF.73D0 TANDEMBOX PLUS D height R7037 dust grey right FRONT FIXING for inner drawers	PC	236
<b>TANDEMBOX PLUS FRONT SECTION FOR INNER DRAWERS</b>				
	555.07.642	Z31A1081A TANDEMBOX PLUS Nickel plated cut to size front section of Length =1081 mm for inner pull-outs with cross gallery for a Cabinet width = 1200mm	PC	2162
	555.07.242	Z31A1081A TANDEMBOX PLUS R9006 white aluminium cut to size front section of Length =1081 mm for inner pull-outs with cross gallery for a Cabinet width = 1200mm	PC	1808
	555.07.742	Z31A1081A TANDEMBOX PLUS White cut to size front section of Length =1081 mm for inner pull-outs with cross gallery for a Cabinet width = 1200mm	PC	1741
<b>FRONT FIXING BRACKET</b>				
	555.06.011	ZSF.35A2TANDEMBOX SYMMETRICAL SCREW-ON FRONT FIXING BRACKET	PC	71
	555.06.013	ZSF.39A2 TANDEMBOX SYMMETRICAL INSERTA FRONT FIXING BRACKET	PC	116
	553.92.904	ZSF.532E TANDEMBOX INTIVO D-HEIGHT SYMMETRICAL EXPANDO FRONT FIXING BRACKET	PC	347
<b>TANDEMBOX PLUS - FRONT STABILIZATION</b>				
	555.06.500	Z96.10E1 Front/base stabiliser, EXPANDO	PC	195
<b>TANDEMBOX PLUS SIDE STABILIZATION</b>				
	555.06.582	ZST.500BB TANDEMBOX dust grey back attached SIDE STABILISATION for a Nominal Length = 500 mm and Cabinet Widths = 900 -1200 mm	SET	2634
<b>TANDEMBOX PLUS COVER CAPS</b>				
	553.92.593	ZAA.330C HAFELE/ BLUM COVER CAP FOR TANDEMBOX, GREY R7037 (OLD ART NO OF 1350040 & 1350100)123456789	PC	43
<b>ORGALINE</b>				
<b>ORGALINE FOR TANDEMBOX intivo</b>				
<b>TANDEMBOX intivo ORGA-LINE cross divider connector</b>				
	553.95.792	Z40L0002 TANDEMBOX intivo ORGA-LINE Symmetrical Silk white cross divider connector for high fronted pull-outs,Height: 114.6 mm,Width: 37 mm,Length: 38 mm	PC	326
	553.95.093	Z40L0002 TANDEMBOX intivo ORGA-LINE Symmetrical dust grey cross divider connector for high fronted pull-outs,Height: 114.6 mm,Width: 37 mm,Length: 38 mm	PC	242
<b>TANDEMBOX INTIVO SILK WHITE ADAPTER PROFILE</b>				
	553.95.704	Z49L4225 TANDEMBOX intivo ORGA-LINE Silk white adapter profile for cross divider,Nominal Length: 450 mm	PC	383
	553.95.705	Z49L4725 TANDEMBOX intivo ORGA-LINE Silk white adapter profile for cross divider,Nominal Length: 500 mm	PC	564
	553.95.706	Z49L5225 TANDEMBOX intivo ORGA-LINE Silk white adapter profile for cross divider,Nominal Length: 550 mm	PC	431






IMAGE	NEW ARTICLE	DESCRIPTION	UOM	MRP
	554.99.010	Z10D0311 SERVO-DRIVE attachment bracket for 1 drive unit with 800 mm cable	PC	1844
	554.99.302	Z10K1205 SERVO-DRIVE 1.2 Meter white SYNCHRONISATION CABLE, 24 Volt direct current	PC	1647
	356.21.460	993.710 Self adhesive Buffer stop of height: 1.5 mm	PC	5
	554.99.011	Z10D7201.01 SERVO-DRIVE R737DUST GREY ATTACHMENT BRACKET FOR 2 DRIVE UNITS WITH 800 MM EXCESS LENGTH CABLE	PC	2436
<b>Legrabox Pure M-height Standard Drawers 40 KG</b>				
	550.57.522	LEGRABOX M-HEIGHT 40 KG ORION GREY STANDARD DRAWER FOR A NOMINAL LENGTH OF 350 MM	SET	5141
	550.57.523	LEGRABOX M-HEIGHT 40 KG ORION GREY STANDARD DRAWER FOR A NOMINAL LENGTH OF 400 MM	SET	5712
	550.57.524	LEGRABOX M-HEIGHT 40 KG ORION GREY STANDARD DRAWER FOR A NOMINAL LENGTH OF 450 MM	SET	6346
	550.57.525	LEGRABOX M-HEIGHT 40 KG ORION GREY STANDARD DRAWER FOR A NOMINAL LENGTH OF 500 MM	SET	7052
	550.57.526	LEGRABOX M-HEIGHT 40 KG ORION GREY STANDARD DRAWER FOR A NOMINAL LENGTH OF 550 MM	SET	7757
	550.57.722	LEGRABOX M-HEIGHT 40 KG SILK WHITE STANDARD DRAWER FOR A NOMINAL LENGTH OF 350 MM	SET	5141
	550.57.723	LEGRABOX M-HEIGHT 40 KG SILK WHITE STANDARD DRAWER FOR A NOMINAL LENGTH OF 400 MM	SET	5712
	550.57.724	LEGRABOX M-HEIGHT 40 KG SILK WHITE STANDARD DRAWER FOR A NOMINAL LENGTH OF 450 MM	SET	6346
	550.57.725	LEGRABOX M-HEIGHT 40 KG SILK WHITE STANDARD DRAWER FOR A NOMINAL LENGTH OF 500 MM	SET	7052
	550.57.726	LEGRABOX M-HEIGHT 40 KG SILK WHITE STANDARD DRAWER FOR A NOMINAL LENGTH OF 550 MM	SET	7757
	550.57.022	LEGRABOX M-HEIGHT 40 KG STAINLESS STEEL STANDARD DRAWER FOR A NOMINAL LENGTH OF 350 MM	SET	7017
	550.57.023	LEGRABOX M-HEIGHT 40 KG STAINLESS STEEL STANDARD DRAWER FOR A NOMINAL LENGTH OF 400 MM	SET	7796
	550.57.024	LEGRABOX M-HEIGHT 40 KG STAINLESS STEEL STANDARD DRAWER FOR A NOMINAL LENGTH OF 450 MM	SET	8663
	550.57.025	LEGRABOX M-HEIGHT 40 KG STAINLESS STEEL STANDARD DRAWER FOR A NOMINAL LENGTH OF 500 MM	SET	9625
	550.57.026	LEGRABOX M-HEIGHT 40 KG STAINLESS STEEL STANDARD DRAWER FOR A NOMINAL LENGTH OF 550 MM	SET	10588
	550.57.325	LEGRABOX M-HEIGHT 40 KG TERRA BLACK MATT STANDARD DRAWER FOR A NOMINAL LENGTH OF 500 MM	SET	7052
550.57.326	LEGRABOX M-HEIGHT 40 KG TERRA BLACK MATT STANDARD DRAWER FOR A NOMINAL LENGTH OF 550 MM	SET	7757	






IMAGE	NEW ARTICLE	DESCRIPTION	UOM	MRP
<b>intivo/antaro DIVIDING WALL</b>				
	553.95.755	Z46L470S TANDEMBOX intivo/antaro ORGA-LINE Silk white dividing wall,Nominal Length:500 mm,Height: 151 mm	PC	4594
	553.95.756	Z46L520S TANDEMBOX intivo/antaro ORGA-LINE Silk white dividing wall,Nominal Length:550 mm,Height: 151 mm	PC	5003
	553.95.255	Z46L520S TANDEMBOX intivo/antaro ORGA-LINE Grey dividing wall,Nominal Length:500 mm,Height: 151 mm	PC	4594
	553.95.256	Z46L520S TANDEMBOX intivo/antaro ORGA-LINE Grey dividing wall,Nominal Length:550 mm,Height: 151 mm	PC	5003
	553.95.055	Z46L470I TANDEMBOX intivo/antaro ORGA-LINE Stainless steel dividing wall,Nominal Length:500 mm,Height: 151 mm	PC	9380
	553.95.056	Z46L520I TANDEMBOX intivo/antaro ORGA-LINE Stainless steel dividing wall,Nominal Length:550 mm,Height: 151 mm	PC	7068
<b>ANTARO BOTTLE PULLOUT SETS</b>				
	550.91.051	TANDEMBOX ANTARO 300MM BOTTLE PULLOUT- STAINLESS STEEL	SET	12540
	550.91.751	TANDEMBOX ANTARO 300MM BOTTLE PULLOUT- WHITE	SET	8976
	550.91.054	TANDEMBOX ANTARO 450MM BOTTLE PULLOUT- STAINLESS STEEL	SET	21162
	550.91.754	TANDEMBOX ANTARO 450MM BOTTLE PULLOUT- WHITE	SET	13132
	550.91.057	TANDEMBOX ANTARO > 600MM BOTTLE PULLOUT- STAINLESS STEEL	SET	28384
	550.91.757	TANDEMBOX ANTARO > 600MM BOTTLE PULLOUT- WHITE	SET	16863
<b>INTIVO BOTTLE PULLOUT SETS</b>				
	550.91.041	TANDEMBOX INTIVO 300MM BOTTLE PULLOUT- STAINLESS STEEL	SET	13662
	550.91.741	TANDEMBOX INTIVO 300MM BOTTLE PULLOUT- WHITE	SET	10058
	550.91.044	TANDEMBOX INTIVO 450MM BOTTLE PULLOUT- STAINLESS STEEL	SET	21723
	550.91.047	TANDEMBOX INTIVO > 600MM BOTTLE PULLOUT- STAINLESS STEEL	SET	39362
	550.91.747	TANDEMBOX INTIVO > 600MM BOTTLE PULLOUT- WHITE	SET	19159
	550.91.744	TANDEMBOX INTIVO 450MM BOTTLE PULLOUT- WHITE	SET	13673

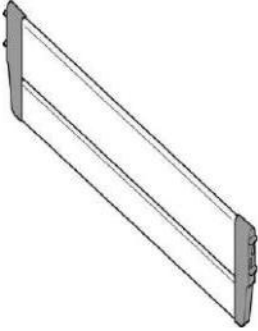
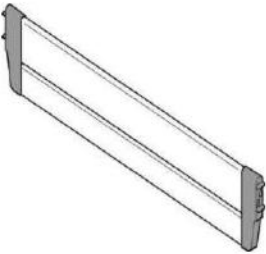
IMAGE	NEW ARTICLE	DESCRIPTION	UOM	MRP
<b>ORGALINE FOR TANDEMBOX plus</b>				
<b>TANDEMBOX PLUS ORGA LINE CROSS-DIVIDER- WHITE</b>				
	554.91.701	Z40H177S TANDEMBOX plus ORGA-LINE Symmetrical white cross divider for high fronted pull-out,Cabinet width:300 mm, Length: 244 mm, Height: 110 mm	PC	852
	554.91.704	Z40H327S TANDEMBOX plus ORGA-LINE Symmetrical white cross divider for high fronted pull-out,Cabinet width:450 mm, Length: 394 mm, Height: 110 mm	PC	1156
	554.91.707	Z40H477S TANDEMBOX plus ORGA-LINE Symmetrical white cross divider for high fronted pull-outs,Cabinet width:600 mm, Length: 544 mm Height: 110 mm	PC	1252
	554.91.710	Z40H777S TANDEMBOX plus ORGA-LINE Symmetrical white cross divider for high fronted pull-outs,Cabinet width:900 mm, Length: 844 mm Height: 110 mm	PC	1582
	554.91.712	Z40H877S TANDEMBOX plus ORGA-LINE Symmetrical white cross divider for high fronted pull-outs,Cabinet width:1000 mm, Length: 944 mm Height: 110 mm	PC	1810
	554.91.713	Z40H1077S TANDEMBOX plus ORGA-LINE Symmetrical white cross divider for high fronted pull-outs,Cabinet width: 1200 mm, Length: 1144 mm, Height: 110 mm	PC	2167
<b>TANDEMBOX PLUS ORGA LINE CROSS-DIVIDER- GREY</b>				
	554.91.201	Z40H177S TANDEMBOX plus ORGA-LINE Symmetrical Grey cross divider for high fronted pull-outs, Cabinet width:300 mm, Length: 244 mm, Height: 110 mm	PC	887
	554.91.204	Z40H277S TANDEMBOX plus ORGA-LINE Symmetrical Grey cross divider for high fronted pull-out,Cabinet width:400 mm, Length: 344 mm, Height: 110 mm	PC	1044
	554.91.219	Z40H327S TANDEMBOX plus ORGA-LINE Symmetrical Grey cross divider for high fronted pull-out,Cabinet width:450 mm, Length: 394 mm, Height: 110 mm	PC	1071
	554.91.205	Z40H377S TANDEMBOX plus ORGA-LINE Symmetrical Grey cross divider for high fronted pull-outs,Cabinet width:500 mm, Length: 444 mm, Height: 110 mm	PC	1101
	554.91.207	Z40H477S TANDEMBOX plus ORGA-LINE Symmetrical Grey cross divider for high fronted pull-outs,Cabinet width:600 mm, Length: 544 mm Height: 110 mm	PC	1159
	554.91.209	Z40H677S TANDEMBOX plus ORGA-LINE Symmetrical Grey cross divider for high fronted pull-outs,Cabinet width:800 mm, Length: 744 mm Height: 110 mm	PC	1494
	554.91.210	Z40H777S TANDEMBOX plus ORGA-LINE Symmetrical Grey cross divider for high fronted pull-outs,Cabinet width:900 mm, Length: 844 mm Height: 110 mm	PC	1672
	554.91.212	Z40H877S TANDEMBOX plus ORGA-LINE Symmetrical Grey cross divider for high fronted pull-outs,Cabinet width:1000 mm, Length: 944 mm Height: 110 mm	PC	1851
	554.91.706	Z40H1077A TANDEMBOX plus ORGA-LINE Symmetrical Grey cross divider for high fronted pull-outs, Cabinet width: 1200 mm,Nominal Length: 1077 mm,Height: 110.4 mm	PC	966



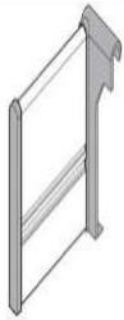
IMAGE	NEW ARTICLE	DESCRIPTION	UOM	MRP
<b>TANDEMBOX PLUS ORGA LINE CROSS-DIVIDER- STAINLESS STEEL</b>				
	554.91.101	Z40H177I TANDEMBOX plus ORGA-LINE Symmetrical stainless steel cross divider for high fronted pull-outs,Cabinet width: 300 mm,Length: 244 mm,Height: 110 mm	PC	1572
	554.91.204	Z40H277I TANDEMBOX plus ORGA-LINE Symmetrical stainless steel cross divider for high fronted pull-out,Cabinet width:400 mm, Length: 344 mm, Height: 110 mm	PC	1044
	554.91.107	Z40H477I TANDEMBOX plus ORGA-LINE Symmetrical stainless steel cross divider for high fronted pull-outs,Cabinet width:600 mm, Length: 544 mm Height: 110 mm	PC	2393
	554.91.111	Z40H548I TANDEMBOX plus ORGA-LINE Symmetrical stainless steel cross divider for high fronted pull-outs,Cabinet width:900 mm, Length: 615 mm Height: 110 mm	PC	2550
	554.91.110	Z40H777I TANDEMBOX plus ORGA-LINE Symmetrical stainless steel cross divider for high fronted pull-outs,Cabinet width:900 mm, Length: 844 mm Height: 110 mm	PC	2917
	554.91.119	Z40H1077A TANDEMBOX plus ORGA-LINE Symmetrical nickel plated cross divider for high fronted pull-outs, Cabinet width: 1200 mm,Nominal Length: 1077 mm,Height: 110.4 mm	PC	6319
	554.91.112	Z40H877I TANDEMBOX plus ORGA-LINE Symmetrical stainless steel cross divider for high fronted pull-outs,Cabinet width:1000 mm, Length: 944 mm Height: 110 mm	PC	3645
	554.91.113	Z40H1077I TANDEMBOX plus ORGA-LINE Symmetrical Stainless steel cross divider for high fronted pull-outs, Cabinet width: 1200 mm, Length: 1144 mm, Height: 110 mm	PC	4270
<b>TANDEMBOX Cover Caps</b>				
	553.92.099	ZAA.5329.BT TANDEMBOX SYMMETRICAL RECTANGULAR STAINLESS STEEL INDENTED (BLUM) COVER CAP	PC	26
	553.92.695	ZAA.532C TANDEMBOX SYMMETRICAL RECTANGULAR R9006 WHITE ALUMINIUM PRINTED (BLUM) COVER CAP	PC	17
	553.92.795	ZAA.532C.BL TANDEMBOX SYMMETRICAL RECTANGULAR SILK WHITE PRINTED (BLUM) COVER CAP	PC	17
<b>TANDEMBOX PLUS LONGSIDE DIVIDERS</b>				
	554.91.731	Z43H100S.01 TANDEMBOX plus ORGA-LINE white longside divider for high fronted pull-outs,Nominal Length: 100 mm,Height: 110 mm,Thickness: 8 mm	PC	537
	554.91.031	Z43H100I.01 TANDEMBOX plus ORGA-LINE stainless steel longside divider for high fronted pull-outs,Nominal Length: 100 mm,Height: 110 mm,Thickness: 8 mm	PC	976
	554.91.231	Z43H100S.01 TANDEMBOX plus ORGA-LINE Grey longside divider for high fronted pull-outs,Nominal Length: 100 mm,Height: 110 mm,Thickness: 8 mm	PC	568






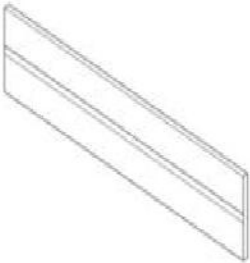
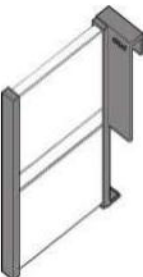
IMAGE	NEW ARTICLE	DESCRIPTION	UOM	MRP
<b>TANDEMBOX INTIVO STAINLESS STEEL ADAPTER PROFILE</b>				
	553.95.105	Z49L422I TANDEMBOX intivo ORGA-LINE stainless steel adapter profile for cross divider,Nominal Length: 450 mm	PC	593
	553.95.104	Z49L472I TANDEMBOX intivo ORGA-LINE stainless steel adapter profile for cross divider,Nominal Length: 500 mm	PC	650
	553.95.106	Z49L522I TANDEMBOX intivo ORGA-LINE stainless steel adapter profile for cross divider,Nominal Length: 550 mm	PC	709
<b>ORGALINE FOR TANDEMBOX antaro</b>				
<b>TANDEMBOX antaro cross divider connector</b>				
	553.89.695	Z40D0002Z TANDEMBOX antaro D height ORGA-LINE Symmetrical Silk white cross divider connector for high fronted pull-outs , Height: 174.1 mm, Width: 22 mm, Length: 57.55 mm	PC	392
	553.94.592	Z40D0002Z TANDEMBOX antaro D height ORGA-LINE Symmetrical dust grey cross divider connector for high fronted pull-outs , Height: 174.1 mm, Width: 22 mm, Length: 57.55 mm	PC	392
<b>TANDEMBOX ANTARO ORGA-LINE CROSS GALLERY</b>				
	553.94.710	ZRG.1104Q TANDEMBOX ANTARO ORGA-LINE cut to size Silk white CROSS GALLERY,Length: 1104 mm, Cabinet width: maximum 1200 mm	PC	750
<b>TANDEMBOX ANTARO ORGA-LINE CROSS GALLERY CONNECTOR</b>				
	553.94.792	ZRU.01E0 TANDEMBOX ANTARO ORGA-LINE Silk white cross gallery connector	PC	217
	553.89.795	ZRU.01E0 TANDEMBOX ANTARO ORGA-LINE dust grey cross gallery connector	PC	217
<b>TANDEMBOX ANTARO ORGA-LINE longside divider</b>				
	553.94.580	ZRU.11F0 TANDEMBOX ANTARO ORGA-LINE dust grey longside divider for cross gallery	PC	124
<b>ORGALINE FOR INTIVO/ANTARO</b>				
<b>intivo/antaro ORGA LINE CROSS-DIVIDER- SILK WHITE</b>				
	553.96.719	Z40L1077A TANDEMBOX ORGA-LINE Silk white cross divider for high fronted pull-outs,Nominal Length: 1077 mm,Height: 110.4 mm,Cabinet width: 1200 mm	PC	2588
	553.96.219	Z40L1077A TANDEMBOX ORGA-LINE Grey cross divider for high fronted pull-outs,Nominal Length: 1077 mm,Height: 110.4 mm,Cabinet width: 1200 mm	PC	2588
	553.96.119	Z40L1077A TANDEMBOX ORGA-LINE Nickel plated cross divider profile high fronted pull-outs,Nominal Length: 1077 mm,Height: 110.4 mm,Cabinet width: 1200 mm	PC	6319
<b>intivo/antaro LONG SIDE DIVIDER</b>				
	553.95.780	Z43L100S TANDEMBOX ORGA-LINE Silk white longside divider for high fronted pull-outs,Nominal Length: 100 mm,Height: 116 mm,Thickness: 8 mm	PC	505
	553.95.180	Z43L100I TANDEMBOX ORGA-LINE stainless steel longside divider for high fronted pull-outs,Nominal Length: 100 mm,Height: 116 mm,Thickness: 8 mm	PC	976
	553.96.210	Z43L100I TANDEMBOX ORGA-LINE Grey longside divider for high fronted pull-outs,Nominal Length: 100 mm,Height: 116 mm,Thickness: 8 mm	PC	505

IMAGE	NEW ARTICLE	DESCRIPTION	UOM	MRP
<b>Legrabox Pure M-height Standard Drawers 70 KG</b>				
	550.57.535	LEGRABOX M-HEIGHT 70 KG ORION GREY STANDARD DRAWER FOR A NOMINAL LENGTH OF 500 MM	SET	7573
	550.57.536	LEGRABOX M-HEIGHT 70 KG ORION GREY STANDARD DRAWER FOR A NOMINAL LENGTH OF 550 MM	SET	8115
	557.57.735	LEGRABOX M-HEIGHT 70 KG SILK WHITE STANDARD DRAWER FOR A NOMINAL LENGTH OF 500 MM	SET	7573
	557.57.736	LEGRABOX M-HEIGHT 70 KG SILK WHITE STANDARD DRAWER FOR A NOMINAL LENGTH OF 550 MM	SET	8115
	550.57.035	LEGRABOX M-HEIGHT 70 KG STAINLESS STEEL STANDARD DRAWER FOR A NOMINAL LENGTH OF 500 MM	SET	10628
	550.57.036	LEGRABOX M-HEIGHT 70 KG STAINLESS STEEL STANDARD DRAWER FOR A NOMINAL LENGTH OF 550 MM	SET	11239
	550.57.335	LEGRABOX M-HEIGHT 70 KG TERRA BLACK MATT STANDARD DRAWER FOR A NOMINAL LENGTH OF 500 MM	SET	7573
	550.57.336	LEGRABOX M-HEIGHT 70 KG TERRA BLACK MATT STANDARD DRAWER FOR A NOMINAL LENGTH OF 550 MM	SET	8115
<b>Legrabox Pure M-height Inner Drawers with Design Element</b>				
	550.56.132	LEGRABOX PURE M-HEIGHT 40 KG ORION GREY MATT INNER DRAWER WITH A DESIGN ELEMENT FOR A NOMINAL LENGTH OF 450 MM	SET	10346
	550.56.140	LEGRABOX PURE M-HEIGHT 40 KG ORION GREY MATT INNER DRAWER WITH A DESIGN ELEMENT FOR A NOMINAL LENGTH OF 500 MM	SET	10584
	550.56.141	LEGRABOX PURE M-HEIGHT 70 KG ORION GREY MATT INNER DRAWER WITH A DESIGN ELEMENT FOR A NOMINAL LENGTH OF 500 MM	SET	11447
	550.56.148	LEGRABOX PURE M-HEIGHT 40 KG ORION GREY MATT INNER DRAWER WITH A DESIGN ELEMENT FOR A NOMINAL LENGTH OF 550 MM	SET	11127
	550.56.149	LEGRABOX PURE M-HEIGHT 70 KG ORION GREY MATT INNER DRAWER WITH A DESIGN ELEMENT FOR A NOMINAL LENGTH OF 550 MM	SET	11990
	550.56.136	LEGRABOX PURE M-HEIGHT 40 KG SILK WHITE INNER DRAWER WITH A DESIGN ELEMENT FOR A NOMINAL LENGTH OF 450 MM	SET	10346
	550.56.144	LEGRABOX PURE M-HEIGHT 40 KG SILK WHITE INNER DRAWER WITH A DESIGN ELEMENT FOR A NOMINAL LENGTH OF 500 MM	SET	10584
	550.56.145	LEGRABOX PURE M-HEIGHT 70 KG SILK WHITE INNER DRAWER WITH A DESIGN ELEMENT FOR A NOMINAL LENGTH OF 500 MM	SET	11447
	550.56.152	LEGRABOX PURE M-HEIGHT 40 KG SILK WHITE INNER DRAWER WITH A DESIGN ELEMENT FOR A NOMINAL LENGTH OF 550 MM	SET	11127
	550.56.153	LEGRABOX PURE M-HEIGHT 70 KG SILK WHITE INNER DRAWER WITH A DESIGN ELEMENT FOR A NOMINAL LENGTH OF 550 MM	SET	11990
	550.56.134	LEGRABOX PURE M-HEIGHT 40 KG STAINLESS STEEL INNER DRAWER WITH A DESIGN ELEMENT FOR A NOMINAL LENGTH OF 450 MM	SET	16720
	550.56.142	LEGRABOX PURE M-HEIGHT 40 KG STAINLESS STEEL INNER DRAWER WITH A DESIGN ELEMENT FOR A NOMINAL LENGTH OF 500 MM	SET	17050
	550.56.143	LEGRABOX PURE M-HEIGHT 70 KG STAINLESS STEEL INNER DRAWER WITH A DESIGN ELEMENT FOR A NOMINAL LENGTH OF 500 MM	SET	17914





IMAGE	NEW ARTICLE	DESCRIPTION	UOM	MRP
	550.56.150	LEGRABOX PURE M-HEIGHT 40 KG STAINLESS STEEL INNER DRAWER WITH A DESIGN ELEMENT FOR A NOMINAL LENGTH OF 550 MM	SET	17661
	550.56.151	LEGRABOX PURE M-HEIGHT 70 KG STAINLESS STEEL INNER DRAWER WITH A DESIGN ELEMENT FOR A NOMINAL LENGTH OF 550 MM	SET	18525
	550.56.138	LEGRABOX PURE M-HEIGHT 40 KG TERRA BLACK MATT INNER DRAWER WITH A DESIGN ELEMENT FOR A NOMINAL LENGTH OF 500 MM	SET	10584
	550.56.139	LEGRABOX PURE M-HEIGHT 70 KG TERRA BLACK MATT INNER DRAWER WITH A DESIGN ELEMENT FOR A NOMINAL LENGTH OF 500 MM	SET	11447
	550.56.146	LEGRABOX PURE M-HEIGHT 40 KG TERRA BLACK MATT INNER DRAWER WITH A DESIGN ELEMENT FOR A NOMINAL LENGTH OF 550 MM	SET	11127
	550.56.147	LEGRABOX PURE M-HEIGHT 70 KG TERRA BLACK MATT INNER DRAWER WITH A DESIGN ELEMENT FOR A NOMINAL LENGTH OF 550 MM	SET	11990
Legrabox Pure M-height Inner Drawers with front section				
	550.56.160	LEGRABOX M-HEIGHT 40 KG ORION GREY INNER DRAWER FOR A NOMINAL LENGTH OF 450 MM	SET	10274
	550.56.168	LEGRABOX M-HEIGHT 40 KG ORION GREY INNER DRAWER FOR A NOMINAL LENGTH OF 500 MM	SET	10512
	550.56.169	LEGRABOX M-HEIGHT 70 KG ORION GREY INNER DRAWER FOR A NOMINAL LENGTH OF 500 MM	SET	11375
	550.56.176	LEGRABOX M-HEIGHT 40 KG ORION GREY INNER DRAWER FOR A NOMINAL LENGTH OF 550 MM	SET	11055
	550.56.177	LEGRABOX M-HEIGHT 70 KG ORION GREY INNER DRAWER FOR A NOMINAL LENGTH OF 550 MM	SET	11918
	550.56.164	LEGRABOX M-HEIGHT 40 KG SILK WHITE INNER DRAWER FOR A NOMINAL LENGTH OF 450 MM	SET	10274
	550.56.172	LEGRABOX M-HEIGHT 40 KG SILK WHITE INNER DRAWER FOR A NOMINAL LENGTH OF 500 MM	SET	10512
	550.56.173	LEGRABOX M-HEIGHT 70 KG SILK WHITE INNER DRAWER FOR A NOMINAL LENGTH OF 500 MM	SET	11375
	550.56.175	LEGRABOX M-HEIGHT 40 KG SILK WHITE INNER DRAWER FOR A NOMINAL LENGTH OF 550 MM	SET	11055
	550.56.266	LEGRABOX M-HEIGHT 70 KG SILK WHITE INNER DRAWER FOR A NOMINAL LENGTH OF 550 MM	SET	11918
	550.56.162	LEGRABOX M-HEIGHT 40 KG STAINLESS STEEL INNER DRAWER FOR A NOMINAL LENGTH OF 450 MM	SET	17510
	550.56.170	LEGRABOX M-HEIGHT 40 KG STAINLESS STEEL INNER DRAWER FOR A NOMINAL LENGTH OF 500 MM	SET	17840
	550.56.171	LEGRABOX M-HEIGHT 70 KG STAINLESS STEEL INNER DRAWER FOR A NOMINAL LENGTH OF 500 MM	SET	18704
	550.56.178	LEGRABOX M-HEIGHT 40 KG STAINLESS STEEL INNER DRAWER FOR A NOMINAL LENGTH OF 550 MM	SET	18451
	550.56.179	LEGRABOX M-HEIGHT 70 KG STAINLESS STEEL INNER DRAWER FOR A NOMINAL LENGTH OF 550 MM	SET	19314
	550.56.166	LEGRABOX M-HEIGHT 40 KG TERRA BLACK MATT INNER DRAWER FOR A NOMINAL LENGTH OF 500 MM	SET	10497
	550.56.167	LEGRABOX M-HEIGHT 70 KG TERRA BLACK MATT INNER DRAWER FOR A NOMINAL LENGTH OF 500 MM	SET	11375
	550.56.174	LEGRABOX M-HEIGHT 40 KG TERRA BLACK MATT INNER DRAWER FOR A NOMINAL LENGTH OF 550 MM	SET	11055
	550.56.267	LEGRABOX M-HEIGHT 70 KG TERRA BLACK INNER DRAWER FOR A NOMINAL LENGTH OF 550 MM	SET	11918


IMAGE	NEW ARTICLE	DESCRIPTION	UOM	MRP
Legrabox Pure C-height Standard Drawers				
	550.57.542	LEGRABOX PURE C-HEIGHT 40 KG ORION GREY MATT STANDARD DRAWER FOR A NOMINAL LENGTH OF 350 MM	SET	6392
	550.57.543	LEGRABOX PURE C-HEIGHT 40 KG ORION GREY MATT STANDARD DRAWER FOR A NOMINAL LENGTH OF 400 MM	SET	6477
	550.57.544	LEGRABOX PURE C-HEIGHT 40 KG ORION GREY MATT STANDARD DRAWER FOR A NOMINAL LENGTH OF 450 MM	SET	6562
	550.57.590	LEGRABOX PURE C-HEIGHT 40 KG ORION GREY MATT STANDARD DRAWER FOR A NOMINAL LENGTH OF 500 MM	SET	9099
	550.57.591	LEGRABOX PURE C-HEIGHT 70 KG ORION GREY MATT STANDARD DRAWER FOR A NOMINAL LENGTH OF 500 MM	SET	10004
	550.57.592	LEGRABOX PURE C-HEIGHT 40 KG ORION GREY MATT STANDARD DRAWER FOR A NOMINAL LENGTH OF 550 MM	SET	9678
	550.57.593	LEGRABOX PURE C-HEIGHT 70 KG ORION GREY MATT STANDARD DRAWER FOR A NOMINAL LENGTH OF 550 MM	SET	10583
	550.57.742	LEGRABOX PURE C-HEIGHT 40 KG SILK WHITE STANDARD DRAWER FOR A NOMINAL LENGTH OF 350 MM	SET	6392
	550.57.743	LEGRABOX PURE C-HEIGHT 40 KG SILK WHITE STANDARD DRAWER FOR A NOMINAL LENGTH OF 400 MM	SET	6477
	550.57.744	LEGRABOX PURE C-HEIGHT 40 KG SILK WHITE STANDARD DRAWER FOR A NOMINAL LENGTH OF 450 MM	SET	6562
	550.57.790	LEGRABOX PURE C-HEIGHT 40 KG SILK WHITE STANDARD DRAWER FOR A NOMINAL LENGTH OF 500 MM	SET	9099
	550.57.791	LEGRABOX PURE C-HEIGHT 70 KG SILK WHITE STANDARD DRAWER FOR A NOMINAL LENGTH OF 500 MM	SET	10004
	550.57.792	LEGRABOX PURE C-HEIGHT 40 KG SILK WHITE STANDARD DRAWER FOR A NOMINAL LENGTH OF 550 MM	SET	9678
	550.57.793	LEGRABOX PURE C-HEIGHT 70 KG SILK WHITE STANDARD DRAWER FOR A NOMINAL LENGTH OF 550 MM	SET	10583
	550.57.043	LEGRABOX PURE C-HEIGHT 40 KG STAINLESS STEEL STANDARD DRAWER FOR A NOMINAL LENGTH OF 400 MM	SET	10661
	550.57.044	LEGRABOX PURE C-HEIGHT 40 KG STAINLESS STEEL STANDARD DRAWER FOR A NOMINAL LENGTH OF 450 MM	SET	10700
	550.57.090	LEGRABOX PURE C-HEIGHT 40 KG STAINLESS STEEL STANDARD DRAWER FOR A NOMINAL LENGTH OF 500 MM	SET	14969
	550.57.091	LEGRABOX PURE C-HEIGHT 70 KG STAINLESS STEEL STANDARD DRAWER FOR A NOMINAL LENGTH OF 500 MM	SET	15874
	550.57.092	LEGRABOX PURE C-HEIGHT 40 KG STAINLESS STEEL STANDARD DRAWER FOR A NOMINAL LENGTH OF 550 MM	SET	15785
	550.57.093	LEGRABOX PURE C-HEIGHT 70 KG STAINLESS STEEL STANDARD DRAWER FOR A NOMINAL LENGTH OF 550 MM	SET	16690
	550.57.345	LEGRABOX PURE C-HEIGHT 40 KG TERRA BLACK MATT STANDARD DRAWER FOR A NOMINAL LENGTH OF 500 MM	SET	9099
	550.57.355	LEGRABOX PURE C-HEIGHT 70 KG TERRA BLACK MATT STANDARD DRAWER FOR A NOMINAL LENGTH OF 500 MM	SET	10004
	550.57.346	LEGRABOX PURE C-HEIGHT 40 KG TERRA BLACK MATT STANDARD DRAWER FOR A NOMINAL LENGTH OF 550 MM	SET	9678
	550.57.356	LEGRABOX PURE C-HEIGHT 70 KG TERRA BLACK MATT STANDARD DRAWER FOR A NOMINAL LENGTH OF 550 MM	SET	10583

IMAGE	NEW ARTICLE	DESCRIPTION	UOM	MRP
Legrabox Pure C-height Inner Drawers with Design Element				
	550.56.033	LEGRABOX PURE C-HEIGHT 40 KG ORION GREY MATT INNER DRAWER WITH A DESIGN ELEMENT FOR A NOMINAL LENGTH OF 400 MM	SET	10191
	550.56.034	LEGRABOX PURE C-HEIGHT 40 KG ORION GREY MATT INNER DRAWER WITH A DESIGN ELEMENT FOR A NOMINAL LENGTH OF 450 MM	SET	10276
	550.56.036	LEGRABOX PURE C-HEIGHT 40 KG ORION GREY MATT INNER DRAWER WITH A DESIGN ELEMENT FOR A NOMINAL LENGTH OF 500 MM	SET	14066
	550.56.037	LEGRABOX PURE C-HEIGHT 70 KG ORION GREY MATT INNER DRAWER WITH A DESIGN ELEMENT FOR A NOMINAL LENGTH OF 500 MM	SET	14971
	550.56.038	LEGRABOX PURE C-HEIGHT 40 KG ORION GREY MATT INNER DRAWER WITH A DESIGN ELEMENT FOR A NOMINAL LENGTH OF 550 MM	SET	17867
	550.56.039	LEGRABOX PURE C-HEIGHT 70 KG ORION GREY MATT INNER DRAWER WITH A DESIGN ELEMENT FOR A NOMINAL LENGTH OF 550 MM	SET	15549
	550.56.072	LEGRABOX PURE C-HEIGHT 40 KG SILK WHITE INNER DRAWER WITH A DESIGN ELEMENT FOR A NOMINAL LENGTH OF 400 MM	SET	10191
	550.56.073	LEGRABOX PURE C-HEIGHT 40 KG SILK WHITE INNER DRAWER WITH A DESIGN ELEMENT FOR A NOMINAL LENGTH OF 450 MM	SET	10276
	550.56.075	LEGRABOX PURE C-HEIGHT 40 KG SILK WHITE INNER DRAWER WITH A DESIGN ELEMENT FOR A NOMINAL LENGTH OF 500 MM	SET	14066
	550.56.076	LEGRABOX PURE C-HEIGHT 70 KG SILK WHITE INNER DRAWER WITH A DESIGN ELEMENT FOR A NOMINAL LENGTH OF 500 MM	SET	14971
	550.56.077	LEGRABOX PURE C-HEIGHT 40 KG SILK WHITE INNER DRAWER WITH A DESIGN ELEMENT FOR A NOMINAL LENGTH OF 550 MM	SET	17867
	550.56.078	LEGRABOX PURE C-HEIGHT 70 KG SILK WHITE INNER DRAWER WITH A DESIGN ELEMENT FOR A NOMINAL LENGTH OF 550 MM	SET	15549
	550.56.181	LEGRABOX PURE C-HEIGHT 40 KG STAINLESS STEEL INNER DRAWER WITH A DESIGN ELEMENT FOR A NOMINAL LENGTH OF 400 MM	SET	17830
	550.56.182	LEGRABOX PURE C-HEIGHT 40 KG STAINLESS STEEL INNER DRAWER WITH A DESIGN ELEMENT FOR A NOMINAL LENGTH OF 450 MM	SET	17869
	550.56.184	LEGRABOX PURE C-HEIGHT 40 KG STAINLESS STEEL INNER DRAWER WITH A DESIGN ELEMENT FOR A NOMINAL LENGTH OF 500 MM	SET	24565
	550.56.185	LEGRABOX PURE C-HEIGHT 70 KG STAINLESS STEEL INNER DRAWER WITH A DESIGN ELEMENT FOR A NOMINAL LENGTH OF 500 MM	SET	25470
	550.56.186	LEGRABOX PURE C-HEIGHT 40 KG STAINLESS STEEL INNER DRAWER WITH A DESIGN ELEMENT FOR A NOMINAL LENGTH OF 550 MM	SET	25382
	550.56.187	LEGRABOX PURE C-HEIGHT 70 KG STAINLESS STEEL INNER DRAWER WITH A DESIGN ELEMENT FOR A NOMINAL LENGTH OF 550 MM	SET	26287
	550.57.384	LEGRABOX PURE C-HEIGHT 40 KG TERRA BLACK MATT INNER DRAWER WITH A DESIGN ELEMENT FOR A NOMINAL LENGTH OF 500 MM	SET	14066
	550.57.385	LEGRABOX PURE C-HEIGHT 70 KG TERRA BLACK MATT INNER DRAWER WITH A DESIGN ELEMENT FOR A NOMINAL LENGTH OF 500 MM	SET	14971
	550.57.386	LEGRABOX PURE C-HEIGHT 40 KG TERRA BLACK MATT INNER DRAWER WITH A DESIGN ELEMENT FOR A NOMINAL LENGTH OF 550 MM	SET	17867
	550.57.387	LEGRABOX PURE C-HEIGHT 70 KG TERRA BLACK MATT INNER DRAWER WITH A DESIGN ELEMENT FOR A NOMINAL LENGTH OF 550 MM	SET	15549


IMAGE	NEW ARTICLE	DESCRIPTION	UOM	MRP
Legrabox Pure C-height Inner Drawers with Gallery				
	550.56.041	LEGRABOX PURE C-HEIGHT 40 KG ORION GREY MATT INNER DRAWER WITH A GALLERY FOR A NOMINAL LENGTH OF 400 MM	SET	10948
	550.56.042	LEGRABOX PURE C-HEIGHT 40 KG ORION GREY MATT INNER DRAWER WITH A GALLERY FOR A NOMINAL LENGTH OF 450 MM	SET	11033
	550.56.044	LEGRABOX PURE C-HEIGHT 40 KG ORION GREY MATT INNER DRAWER WITH A GALLERY FOR A NOMINAL LENGTH OF 500 MM	SET	15081
	550.56.045	LEGRABOX PURE C-HEIGHT 70 KG ORION GREY MATT INNER DRAWER WITH A GALLERY FOR A NOMINAL LENGTH OF 500 MM	SET	15986
	550.56.046	LEGRABOX PURE C-HEIGHT 40 KG ORION GREY MATT INNER DRAWER WITH A GALLERY FOR A NOMINAL LENGTH OF 550 MM	SET	15659
	550.56.047	LEGRABOX PURE C-HEIGHT 70 KG ORION GREY MATT INNER DRAWER WITH A GALLERY FOR A NOMINAL LENGTH OF 550 MM	SET	16564
	550.56.080	LEGRABOX PURE C-HEIGHT 40 KG SILK WHITE INNER DRAWER WITH A GALLERY FOR A NOMINAL LENGTH OF 400 MM	SET	10948
	550.56.081	LEGRABOX PURE C-HEIGHT 40 KG SILK WHITE INNER DRAWER WITH A GALLERY FOR A NOMINAL LENGTH OF 450 MM	SET	11033
	550.56.082	LEGRABOX PURE C-HEIGHT 40 KG SILK WHITE INNER DRAWER WITH A GALLERY FOR A NOMINAL LENGTH OF 500 MM	SET	15081
	550.56.083	LEGRABOX PURE C-HEIGHT 70 KG SILK WHITE INNER DRAWER WITH A GALLERY FOR A NOMINAL LENGTH OF 500 MM	SET	15986
	550.56.084	LEGRABOX PURE C-HEIGHT 40 KG SILK WHITE INNER DRAWER WITH A GALLERY FOR A NOMINAL LENGTH OF 550 MM	SET	15659
	550.56.085	LEGRABOX PURE C-HEIGHT 70 KG SILK WHITE INNER DRAWER WITH A GALLERY FOR A NOMINAL LENGTH OF 550 MM	SET	16564
	550.56.189	LEGRABOX PURE C-HEIGHT 40 KG STAINLESS STEEL INNER DRAWER WITH A GALLERY FOR A NOMINAL LENGTH OF 400 MM	SET	21590
	550.56.190	LEGRABOX PURE C-HEIGHT 40 KG STAINLESS STEEL INNER DRAWER WITH A GALLERY FOR A NOMINAL LENGTH OF 450 MM	SET	21629
	550.56.192	LEGRABOX PURE C-HEIGHT 40 KG STAINLESS STEEL INNER DRAWER WITH A GALLERY FOR A NOMINAL LENGTH OF 500 MM	SET	29599
	550.56.193	LEGRABOX PURE C-HEIGHT 70 KG STAINLESS STEEL INNER DRAWER WITH A GALLERY FOR A NOMINAL LENGTH OF 500 MM	SET	30504
	550.56.194	LEGRABOX PURE C-HEIGHT 40 KG STAINLESS STEEL INNER DRAWER WITH A GALLERY FOR A NOMINAL LENGTH OF 550 MM	SET	30416
	550.56.195	LEGRABOX PURE C-HEIGHT 70 KG STAINLESS STEEL INNER DRAWER WITH A GALLERY FOR A NOMINAL LENGTH OF 550 MM	SET	31321
	550.57.388	LEGRABOX PURE C-HEIGHT 40 KG TERRA BLACK INNER DRAWER WITH A GALLERY FOR A NOMINAL LENGTH OF 500 MM	SET	15081
	550.57.389	LEGRABOX PURE C-HEIGHT 70 KG TERRA BLACK MATT INNER DRAWER WITH A GALLERY FOR A NOMINAL LENGTH OF 500 MM	SET	15986
550.57.390	LEGRABOX PURE C-HEIGHT 40 KG TERRA BLACK MATT INNER DRAWER WITH A GALLERY FOR A NOMINAL LENGTH OF 550 MM	SET	15659	
550.57.391	LEGRABOX PURE C-HEIGHT 70 KG TERRA BLACK MATT INNER DRAWER WITH A GALLERY FOR A NOMINAL LENGTH OF 550 MM	SET	16564	


IMAGE	NEW ARTICLE	DESCRIPTION	UOM	MRP
<b>Legrabox Pure F-height Standard Drawers</b>				
	550.57.564	LEGRABOX F-HEIGHT 40 KG ORION GREY MATT STANDARD HIGH FRONTED DRAWER FOR A NOMINAL LENGTH OF 450 MM	SET	9408
	550.57.566	LEGRABOX F-HEIGHT 40 KG ORION GREY MATT STANDARD HIGH FRONTED DRAWER FOR A NOMINAL LENGTH OF 500 MM	SET	12950
	550.57.576	LEGRABOX F-HEIGHT 70 KG ORION GREY MATT STANDARD HIGH FRONTED DRAWER FOR A NOMINAL LENGTH OF 500 MM	SET	13855
	550.57.565	LEGRABOX F-HEIGHT 40 KG ORION GREY MATT STANDARD HIGH FRONTED DRAWER FOR A NOMINAL LENGTH OF 550 MM	SET	13560
	550.57.575	LEGRABOX F-HEIGHT 70 KG ORION GREY MATT STANDARD HIGH FRONTED DRAWER FOR A NOMINAL LENGTH OF 550 MM	SET	14465
	550.57.764	LEGRABOX F-HEIGHT 40 KG SILK WHITE MATT STANDARD HIGH FRONTED DRAWER FOR A NOMINAL LENGTH OF 450 MM	SET	9208
	550.57.765	LEGRABOX F-HEIGHT 40 KG SILK WHITE MATT STANDARD HIGH FRONTED DRAWER FOR A NOMINAL LENGTH OF 500 MM	SET	12950
	550.57.775	LEGRABOX F-HEIGHT 70 KG SILK WHITE MATT STANDARD HIGH FRONTED DRAWER FOR A NOMINAL LENGTH OF 500 MM	SET	13855
	550.57.766	LEGRABOX F-HEIGHT 40 KG SILK WHITE MATT STANDARD HIGH FRONTED DRAWER FOR A NOMINAL LENGTH OF 550 MM	SET	13560
	550.57.776	LEGRABOX F-HEIGHT 70 KG SILK WHITE MATT STANDARD HIGH FRONTED DRAWER FOR A NOMINAL LENGTH OF 550 MM	SET	14465
	550.57.064	LEGRABOX F-HEIGHT 40 KG STAINLESS STEEL STANDARD HIGH FRONTED DRAWER FOR A NOMINAL LENGTH OF 450 MM	SET	14075
	550.57.065	LEGRABOX F-HEIGHT 40 KG STAINLESS STEEL STANDARD HIGH FRONTED DRAWER FOR A NOMINAL LENGTH OF 500 MM	SET	19778
	550.57.075	LEGRABOX F-HEIGHT 70 KG STAINLESS STEEL STANDARD HIGH FRONTED DRAWER FOR A NOMINAL LENGTH OF 500 MM	SET	21212
	550.57.066	LEGRABOX F-HEIGHT 40 KG STAINLESS STEEL STANDARD HIGH FRONTED DRAWER FOR A NOMINAL LENGTH OF 550 MM	SET	20619
	550.57.076	LEGRABOX F-HEIGHT 70 KG STAINLESS STEEL STANDARD HIGH FRONTED DRAWER FOR A NOMINAL LENGTH OF 550 MM	SET	22074
	550.57.365	LEGRABOX F-HEIGHT 40 KG TERRA BLACK MATT STANDARD HIGH FRONTED DRAWER FOR A NOMINAL LENGTH OF 500 MM	SET	12950
	550.57.375	LEGRABOX F-HEIGHT 70 KG TERRA BLACK MATT STANDARD HIGH FRONTED DRAWER FOR A NOMINAL LENGTH OF 500 MM	SET	13855
	550.57.366	LEGRABOX F-HEIGHT 40 KG TERRA BLACK MATT STANDARD HIGH FRONTED DRAWER FOR A NOMINAL LENGTH OF 550 MM	SET	13560
	550.57.376	LEGRABOX F-HEIGHT 70 KG TERRA BLACK MATT STANDARD HIGH FRONTED DRAWER FOR A NOMINAL LENGTH OF 550 MM	SET	14465


IMAGE	NEW ARTICLE	DESCRIPTION	UOM	MRP
Legrabox Free C-height Standard Drawers				
	550.57.545	LEGRABOX FREE C-HEIGHT 40 KG ORION GREY MATT STANDARD DRAWER FOR A NOMINAL LENGTH OF 500 MM	SET	9138
	550.57.555	LEGRABOX FREE C-HEIGHT 70 KG ORION GREY MATT STANDARD DRAWER FOR A NOMINAL LENGTH OF 500 MM	SET	10043
	550.57.546	LEGRABOX FREE C-HEIGHT 40 KG ORION GREY MATT STANDARD DRAWER FOR A NOMINAL LENGTH OF 550 MM	SET	9720
	550.57.556	LEGRABOX FREE C-HEIGHT 70 KG ORION GREY MATT STANDARD DRAWER FOR A NOMINAL LENGTH OF 550 MM	SET	10625
	550.57.745	LEGRABOX FREE C-HEIGHT 40 KG SILK WHITE MATT STANDARD DRAWER FOR A NOMINAL LENGTH OF 500 MM	SET	9138
	550.57.755	LEGRABOX FREE C-HEIGHT 70 KG SILK WHITE MATT STANDARD DRAWER FOR A NOMINAL LENGTH OF 500 MM	SET	10043
	550.57.746	LEGRABOX FREE C-HEIGHT 40 KG SILK WHITE MATT STANDARD DRAWER FOR A NOMINAL LENGTH OF 550 MM	SET	9720
	550.57.756	LEGRABOX FREE C-HEIGHT 70 KG SILK WHITE MATT STANDARD DRAWER FOR A NOMINAL LENGTH OF 550 MM	SET	10625
	550.57.045	LEGRABOX FREE C-HEIGHT 40 KG STAINLESS STEEL STANDARD DRAWER FOR A NOMINAL LENGTH OF 500 MM	SET	14589
	550.57.055	LEGRABOX FREE C-HEIGHT 70 KG STAINLESS STEEL STANDARD DRAWER FOR A NOMINAL LENGTH OF 500 MM	SET	15494
	550.57.046	LEGRABOX FREE C-HEIGHT 40 KG STAINLESS STEEL STANDARD DRAWER FOR A NOMINAL LENGTH OF 550 MM	SET	17977
	550.57.340	LEGRABOX FREE C-HEIGHT 40 KG TERRA BLACK MATT STANDARD DRAWER FOR A NOMINAL LENGTH OF 500 MM	SET	9138
	550.57.350	LEGRABOX FREE C-HEIGHT 70 KG TERRA BLACK MATT STANDARD DRAWER FOR A NOMINAL LENGTH OF 500 MM	SET	10043
	550.57.351	LEGRABOX FREE C-HEIGHT 70 KG TERRA BLACK MATT STANDARD DRAWER FOR A NOMINAL LENGTH OF 550 MM	SET	12439
	550.57.312	LEGRABOX FREE C-HEIGHT 40 KG TERRA BLACK MATT STANDARD DRAWER FOR A NOMINAL LENGTH OF 550 MM	SET	11598


IMAGE	NEW ARTICLE	DESCRIPTION	UOM	MRP
Legrabox Free C-height Inner Drawers with Design Element				
	550.56.048	LEGRABOX FREE C-HEIGHT 40 KG ORION GREY MATT INNER DRAWER FOR A NOMINAL LENGTH OF 500 MM WITH DESIGN ELEMENT	SET	14105
	550.56.049	LEGRABOX FREE C-HEIGHT 70 KG ORION GREY MATT INNER DRAWER FOR A NOMINAL LENGTH OF 500 MM WITH DESIGN ELEMENT	SET	15010
	550.56.050	LEGRABOX FREE C-HEIGHT 40 KG ORION GREY MATT INNER DRAWER FOR A NOMINAL LENGTH OF 550 MM WITH DESIGN ELEMENT	SET	14687
	550.56.051	LEGRABOX FREE C-HEIGHT 70 KG ORION GREY MATT INNER DRAWER FOR A NOMINAL LENGTH OF 550 MM WITH DESIGN ELEMENT	SET	15592
	550.56.086	LEGRABOX FREE C-HEIGHT 40 KG SILK WHITE MATT INNER DRAWER FOR A NOMINAL LENGTH OF 500 MM WITH DESIGN ELEMENT	SET	14105
	550.56.087	LEGRABOX FREE C-HEIGHT 70 KG SILK WHITE MATT INNER DRAWER FOR A NOMINAL LENGTH OF 500 MM WITH DESIGN ELEMENT	SET	15010
	550.56.088	LEGRABOX FREE C-HEIGHT 40 KG SILK WHITE MATT INNER DRAWER FOR A NOMINAL LENGTH OF 550 MM WITH DESIGN ELEMENT	SET	14687
	550.56.089	LEGRABOX FREE C-HEIGHT 70 KG SILK WHITE MATT INNER DRAWER FOR A NOMINAL LENGTH OF 550 MM WITH DESIGN ELEMENT	SET	15592
	550.57.080	LEGRABOX FREE C-HEIGHT 40 KG TERRA BLACK MATT INNER DRAWER FOR A NOMINAL LENGTH OF 500 MM WITH DESIGN ELEMENT	SET	14105
	550.57.081	LEGRABOX FREE C-HEIGHT 70 KG TERRA BLACK MATT INNER DRAWER FOR A NOMINAL LENGTH OF 500 MM WITH DESIGN ELEMENT	SET	15010
	550.57.082	LEGRABOX FREE C-HEIGHT 40 KG TERRA BLACK MATT INNER DRAWER FOR A NOMINAL LENGTH OF 550 MM WITH DESIGN ELEMENT	SET	16501
	557.57.083	LEGRABOX FREE C-HEIGHT 70 KG TERRA BLACK MATT INNER DRAWER FOR A NOMINAL LENGTH OF 550 MM WITH DESIGN ELEMENT	SET	17405
	550.56.196	LEGRABOX FREE C-HEIGHT 40 KG STAINLESS STEEL INNER DRAWER FOR A NOMINAL LENGTH OF 500 MM WITH DESIGN ELEMENT	SET	24186
	550.56.197	LEGRABOX FREE C-HEIGHT 70 KG STAINLESS STEEL INNER DRAWER FOR A NOMINAL LENGTH OF 500 MM WITH DESIGN ELEMENT	SET	25091
	550.56.198	LEGRABOX FREE C-HEIGHT 40 KG STAINLESS STEEL INNER DRAWER FOR A NOMINAL LENGTH OF 550 MM WITH DESIGN ELEMENT	SET	27573
	550.56.199	LEGRABOX FREE C-HEIGHT 70 KG STAINLESS STEEL INNER DRAWER FOR A NOMINAL LENGTH OF 550 MM WITH DESIGN ELEMENT	SET	28478

IMAGE	NEW ARTICLE	DESCRIPTION	UOM	MRP
<b>Legrabox Free C-height Inner Drawers with Gallery</b>				
	550.56.052	LEGRABOX FREE C-HEIGHT 40 KG ORION GREY MATT INNER DRAWER FOR A NOMINAL LENGTH OF 500 MM WITH GALLERY	SET	15120
	550.56.053	LEGRABOX FREE C-HEIGHT 70 KG ORION GREY MATT INNER DRAWER FOR A NOMINAL LENGTH OF 500 MM WITH GALLERY	SET	16025
	550.56.054	LEGRABOX FREE C-HEIGHT 40 KG ORION GREY MATT INNER DRAWER FOR A NOMINAL LENGTH OF 550 MM WITH GALLERY	SET	15702
	550.56.055	LEGRABOX FREE C-HEIGHT 70 KG ORION GREY MATT INNER DRAWER FOR A NOMINAL LENGTH OF 550 MM WITH GALLERY	SET	16607
	550.56.090	LEGRABOX FREE C-HEIGHT 40 KG SILK WHITE MATT INNER DRAWER FOR A NOMINAL LENGTH OF 500 MM WITH GALLERY	SET	15120
	550.56.091	LEGRABOX FREE C-HEIGHT 70 KG SILK WHITE MATT INNER DRAWER FOR A NOMINAL LENGTH OF 500 MM WITH GALLERY	SET	16025
	550.56.092	LEGRABOX FREE C-HEIGHT 40 KG SILK WHITE MATT INNER DRAWER FOR A NOMINAL LENGTH OF 550 MM WITH GALLERY	SET	15702
	550.56.093	LEGRABOX FREE C-HEIGHT 70 KG SILK WHITE MATT INNER DRAWER FOR A NOMINAL LENGTH OF 550 MM WITH GALLERY	SET	16607
	550.56.202	LEGRABOX FREE C-HEIGHT 40 KG STAINLESS STEEL INNER DRAWER FOR A NOMINAL LENGTH OF 550 MM WITH GALLERY	SET	32607
	550.56.203	LEGRABOX FREE C-HEIGHT 70 KG STAINLESS STEEL INNER DRAWER FOR A NOMINAL LENGTH OF 550 MM WITH GALLERY	SET	33512
	550.56.200	LEGRABOX FREE C-HEIGHT 40 KG STAINLESS STEEL INNER DRAWER FOR A NOMINAL LENGTH OF 500 MM WITH GALLERY	SET	29220
	550.56.201	LEGRABOX FREE C-HEIGHT 70 KG STAINLESS STEEL INNER DRAWER FOR A NOMINAL LENGTH OF 500 MM WITH GALLERY	SET	30125
	550.57.086	LEGRABOX FREE C-HEIGHT 40 KG TERRA BLACK MATT INNER DRAWER FOR A NOMINAL LENGTH OF 550 MM WITH GALLERY	SET	17515
	550.57.087	LEGRABOX FREE C-HEIGHT 70 KG TERRA BLACK MATT INNER DRAWER FOR A NOMINAL LENGTH OF 550 MM WITH GALLERY	SET	18420
	557.57.084	LEGRABOX FREE C-HEIGHT 40 KG TERRA BLACK MATT INNER DRAWER FOR A NOMINAL LENGTH OF 500 MM WITH GALLERY	SET	15120
	550.57.085	LEGRABOX FREE C-HEIGHT 70 KG TERRA BLACK MATT INNER DRAWER FOR A NOMINAL LENGTH OF 500 MM WITH GALLERY	SET	16025
<b>Legrabox Pure Under Sink Unit</b>				
	550.57.511	LEGRABOX PURE 40 KG ORION GREY MATT SINK UNIT FOR A NOMINAL LENGTH OF 500 MM	SET	15296
	550.57.011	LEGRABOX PURE 40 KG STAINLESS STEEL SINK UNIT FOR A NOMINAL LENGTH OF 500 MM	SET	23426
	550.57.711	LEGRABOX PURE 40 KG SILK WHITE MATT SINK UNIT FOR A NOMINAL LENGTH OF 500 MM	SET	15296



IMAGE	NEW ARTICLE	DESCRIPTION	UOM	MRP
<b>Legrabox Free Under Sink Unit</b>				
	550.57.310	LEGRABOX FREE 40 KG TERRA BLACK MATT SINK UNIT FOR A NOMINAL LENGTH OF 500 MM	SET	15409
	550.57.510	LEGRABOX FREE 40 KG ORION GREY MATT SINK UNIT FOR A NOMINAL LENGTH OF 500 MM	SET	15431
	550.57.010	LEGRABOX FREE 40 KG STAINLESS STEEL MATT SINK UNIT FOR A NOMINAL LENGTH OF 500 MM	SET	23568
	550.57.710	LEGRABOX FREE 40 KG SILK WHITE MATT SINK UNIT FOR A NOMINAL LENGTH OF 500 MM	SET	15431
	550.57.311	LEGRABOX FREE 40 KG TERRA BLACK MATT SINK UNIT FOR A NOMINAL LENGTH OF 550 MM	SET	17844
<b>Legrabox Pure Narrow Cabinet</b>				
	550.57.349	LEGRABOX PURE TERRA BLACK MATT NARROW CABINET FOR CABINET WIDTHS 200 MM WITH A MAXIMUM LOAD CAPACITY OF 20 KG AND NOMINAL LENGTH 500 MM	SET	12180
	550.57.348	LEGRABOX PURE TERRA BLACK MATT NARROW CABINET FOR CABINET WIDTHS 200 MM WITH A MAXIMUM LOAD CAPACITY OF 20 KG AND NOMINAL LENGTH 550 MM	SET	13170
	550.57.549	LEGRABOX PURE ORION GREY MATT NARROW CABINET FOR CABINET WIDTH 200 MM WITH A MAXIMUM LOAD CAPACITY OF 20 KG AND NOMINAL LENGTH 400 MM	SET	8372
	550.57.548	LEGRABOX PURE ORION GREY MATT NARROW CABINET FOR CABINET WIDTH 200 MM WITH A MAXIMUM LOAD CAPACITY OF 20 KG AND NOMINAL LENGTH 450MM	SET	8482
	550.57.505	LEGRABOX PURE ORION GREY MATT NARROW CABINET FOR CABINET WIDTH 200 MM WITH A MAXIMUM LOAD CAPACITY OF 20 KG AND NOMINAL LENGTH 500MM	SET	12180
	550.57.506	LEGRABOX PURE ORION GREY MATT NARROW CABINET FOR CABINET WIDTH 200 MM WITH A MAXIMUM LOAD CAPACITY OF 20 KG AND NOMINAL LENGTH 550MM	SET	13170
	550.57.049	LEGRABOX PURE STAINLESS STEEL NARROW CABINET FOR CABINET WIDTH 200 MM WITH A MAXIMUM LOAD CAPACITY OF 20 KG AND NOMINAL LENGTH 400 MM	SET	14998
	550.57.048	LEGRABOX PURE STAINLESS STEEL NARROW CABINET FOR CABINET WIDTH 200 MM WITH A MAXIMUM LOAD CAPACITY OF 20 KG AND NOMINAL LENGTH 450 MM	SET	15136
	550.57.005	LEGRABOX PURE STAINLESS STEEL NARROW CABINET FOR CABINET WIDTH 200 MM WITH A MAXIMUM LOAD CAPACITY OF 20 KG AND NOMINAL LENGTH 500 MM	SET	21304
	550.57.006	LEGRABOX PURE STAINLESS STEEL NARROW CABINET FOR CABINET WIDTH 200 MM WITH A MAXIMUM LOAD CAPACITY OF 20 KG AND NOMINAL LENGTH 550 MM	SET	22603
	550.57.749	LEGRABOX PURE SILK WHITE MATT NARROW CABINET FOR CABINET WIDTHS 200 MM WITH A MAXIMUM LOAD CAPACITY OF 20 KG AND NOMINAL LENGTH 400 MM	SET	8528
	550.57.748	LEGRABOX PURE SILK WHITE MATT NARROW CABINET FOR CABINET WIDTHS 200 MM WITH A MAXIMUM LOAD CAPACITY OF 20 KG AND NOMINAL LENGTH 450 MM	SET	8638
	550.57.705	LEGRABOX PURE SILK WHITE MATT NARROW CABINET FOR CABINET WIDTHS 200 MM WITH A MAXIMUM LOAD CAPACITY OF 20 KG AND NOMINAL LENGTH 500 MM	SET	12180
	550.57.706	LEGRABOX PURE SILK WHITE MATT NARROW CABINET FOR CABINET WIDTHS 200 MM WITH A MAXIMUM LOAD CAPACITY OF 20 KG AND NOMINAL LENGTH 550 MM	SET	13170

IMAGE	NEW ARTICLE	DESCRIPTION	UOM	MRP
<b>Tandembox Plus Spacetower</b>				
	554.86.257	TANDEMBOX PLUS GREY SPACE TOWER FOR CABINET WIDTHS ABOVE 600 MM HAVING 1 M-HEIGHT 30 KG DRAWER,2 D-HEIGHT 30 KG DRAWER AND 2 D-HEIGHT 65 KG DRAWERS	SET	49472
	554.86.256	TANDEMBOX PLUS GREY SPACE TOWER FOR CABINET WIDTHS UPTO 600 MM HAVING 1 M-HEIGHT 30 KG DRAWER AND 4 D-HEIGHT 30 KG DRAWERS	SET	41266
	554.86.057	TANDEMBOX PLUS STAINLESS STEEL SPACE TOWER FOR CABINET WIDTHS ABOVE 600 MM HAVING 1 M-HEIGHT 30 KG DRAWER,2 D-HEIGHT 30 KG DRAWER AND 2 D-HEIGHT 65 KG DRAWERS	SET	78876
	554.86.056	TANDEMBOX PLUS STAINLESS STEEL SPACE TOWER FOR CABINET WIDTHS UPTO 600 MM HAVING 1 M-HEIGHT 30 KG DRAWER AND 4 D-HEIGHT 30 KG DRAWERS	SET	60385
	554.86.757	TANDEMBOX PLUS WHITE SPACE TOWER FOR CABINET WIDTHS ABOVE 600 MM HAVING 1 M-HEIGHT 30 KG DRAWER,2 D-HEIGHT 30 KG DRAWER AND 2 D-HEIGHT 65 KG DRAWERS	SET	49472
	554.86.756	TANDEMBOX PLUS WHITE SPACE TOWER FOR CABINET WIDTHS UPTO 600 MM HAVING 1 M-HEIGHT 30 KG DRAWER AND 4 D-HEIGHT 30 KG DRAWERS	SET	41266
<b>Tandembox Intivo Spacetower</b>				
	550.86.040	TANDEMBOX INTIVO STAINLESS STEEL SPACE TOWER FOR CABINET WIDTHS UPTO 600 MM HAVING 1 M-HEIGHT 30 KG DRAWER AND 4 D-HEIGHT 30 KG DRAWERS WITH 2 DESIGN ELEMENTS	SET	103274
	550.86.041	TANDEMBOX INTIVO STAINLESS STEEL SPACE TOWER FOR CABINET WIDTHS UPTO 600 MM HAVING 1 M-HEIGHT 30 KG DRAWER AND 4 D-HEIGHT 30 KG DRAWERS WITH 3 DESIGN ELEMENTS	SET	106245
	550.86.030	TANDEMBOX INTIVO STAINLESS STEEL SPACE TOWER FOR CABINET WIDTHS ABOVE 600 MM HAVING 1 M-HEIGHT 30 KG DRAWER, 1 D-HEIGHT 30 KG DRAWER AND 3 D-HEIGHT 30 KG DRAWERS WITH 2 DESIGN ELEMENTS	SET	131753
	550.86.031	TANDEMBOX INTIVO STAINLESS STEEL SPACE TOWER FOR CABINET WIDTHS ABOVE 600 MM HAVING 1 M-HEIGHT 30 KG DRAWER,2 D-HEIGHT 30 KG DRAWER AND 2 D-HEIGHT 65 KG DRAWERS	SET	118601
	550.86.694	TANDEMBOX INTIVO SILK WHITE SPACE TOWER FOR CABINET WIDTHS UPTO 600 MM HAVING 1 M-HEIGHT 30 KG DRAWER AND 4 D-HEIGHT 30 KG DRAWERS WITH 2 DESIGN ELEMENTS	SET	55279
	550.86.695	TANDEMBOX INTIVO SILK WHITE SPACE TOWER FOR CABINET WIDTHS UPTO 600 MM HAVING 1 M-HEIGHT 30 KG DRAWER AND 4 D-HEIGHT 30 KG DRAWERS WITH 3 DESIGN ELEMENTS	SET	53575
	550.86.692	TANDEMBOX INTIVO SILK WHITE SPACE TOWER FOR CABINET WIDTHS ABOVE 600 MM HAVING 1 M-HEIGHT 30 KG DRAWER, 1 D-HEIGHT 30 KG DRAWER AND 3 D-HEIGHT 30 KG DRAWERS WITH 2 DESIGN ELEMENTS	SET	60491
	550.86.693	TANDEMBOX INTIVO SILK WHITE SPACE TOWER FOR CABINET WIDTHS ABOVE 600 MM HAVING 1 M-HEIGHT 30 KG DRAWER,2 D-HEIGHT 30 KG DRAWER AND 2 D-HEIGHT 65 KG DRAWERS	SET	57080

IMAGE	NEW ARTICLE	DESCRIPTION	UOM	MRP
<b>Tandembox Antaro Spacetower</b>				
	550.86.825	TANDEMBOX ANTARO GREY SPACE TOWER FOR CABINET WIDTHS ABOVE 600 MM HAVING 1 M-HEIGHT 30 KG DRAWER, 2 D-HEIGHT 30 KG DRAWER AND 2 D-HEIGHT 65 KG DRAWERS	SET	54465
	550.86.826	TANDEMBOX ANTARO GREY SPACE TOWER FOR CABINET WIDTHS UPTO 600 MM HAVING 1 M-HEIGHT 30 KG DRAWER AND 4 D-HEIGHT 30 KG DRAWERS	SET	45111
	550.86.925	TANDEMBOX ANTARO STAINLESS STEEL SPACE TOWER FOR CABINET WIDTHS ABOVE 600 MM HAVING 1 M-HEIGHT 30 KG DRAWER, 2 D-HEIGHT 30 KG DRAWER AND 2 D-HEIGHT 65 KG DRAWERS	SET	106568
	550.86.926	TANDEMBOX ANTARO STAINLESS STEEL SPACE TOWER FOR CABINET WIDTHS UPTO 600 MM HAVING 1 M-HEIGHT 30 KG DRAWER AND 4 D-HEIGHT 30 KG DRAWERS	SET	84672
	550.86.625	TANDEMBOX ANTARO SILK WHITE SPACE TOWER FOR CABINET WIDTHS ABOVE 600 MM HAVING 1 M-HEIGHT 30 KG DRAWER, 2 D-HEIGHT 30 KG DRAWER AND 2 D-HEIGHT 65 KG DRAWERS	SET	54970
	550.86.626	TANDEMBOX ANTARO SILK WHITE SPACE TOWER FOR CABINET WIDTHS UPTO 600 MM HAVING 1 M-HEIGHT 30 KG DRAWER AND 4 D-HEIGHT 30 KG DRAWERS	SET	45559
<b>Legrabox Pure Spacetower</b>				
	550.56.113	LEGRABOX PURE ORION GREY MATT SPACE TOWER FOR CABINET WIDTHS UPTO 600 MM WITH 1 M-HEIGHT 40 KG DRAWER AND 4 C-HEIGHT 40 KG DRAWERS WITH GALLERIES	SET	70277
	550.56.107	LEGRABOX PURE ORION GREY MATT SPACE TOWER FOR CABINET WIDTHS UPTO 1200 MM WITH 1 M-HEIGHT 40 KG DRAWER, 2 C-HEIGHT 40 KG AND 2 C-HEIGHT 70 KG DRAWERS WITH GALLERIES	SET	86296
	550.56.117	LEGRABOX PURE SILK WHITE MATT SPACE TOWER FOR CABINET WIDTHS UPTO 600 MM WITH 1 M-HEIGHT 40 KG DRAWER AND 4 C-HEIGHT 40 KG DRAWERS WITH GALLERIES	SET	70277
	550.56.111	LEGRABOX PURE SILK WHITE MATT SPACE TOWER FOR CABINET WIDTHS UPTO 1200 MM WITH 1 M-HEIGHT 40 KG DRAWER, 2 C-HEIGHT 40 KG AND 2 C-HEIGHT 70 KG DRAWERS WITH GALLERIES	SET	86296
	550.56.115	LEGRABOX PURE STAINLESS STEEL SPACE TOWER FOR CABINET WIDTHS UPTO 600 MM WITH 1 M-HEIGHT 40 KG DRAWER AND 4 C-HEIGHT 40 KG DRAWERS WITH GALLERIES	SET	122431
	550.56.109	LEGRABOX PURE STAINLESS STEEL SPACE TOWER FOR CABINET WIDTHS UPTO 1200 MM WITH 1 M-HEIGHT 40 KG DRAWER, 2 C-HEIGHT 40 KG AND 2 C-HEIGHT 70 KG DRAWERS WITH GALLERIES	SET	151798
	550.56.112	LEGRABOX PURE ORION GREY MATT SPACE TOWER FOR CABINET WIDTHS UPTO 600 MM WITH 1 M-HEIGHT 40 KG DRAWER AND 4 C-HEIGHT 40 KG DRAWERS WITH GLASS	SET	68146
	550.56.106	LEGRABOX PURE ORION GREY MATT SPACE TOWER FOR CABINET WIDTHS UPTO 1200 MM WITH 1 M-HEIGHT 40 KG DRAWER, 2 C-HEIGHT 40 KG AND 2 C-HEIGHT 70 KG DRAWERS WITH GLASS	SET	81592
	550.56.116	LEGRABOX PURE SILK WHITE MATT SPACE TOWER FOR CABINET WIDTHS UPTO 600 MM WITH 1 M-HEIGHT 40 KG DRAWER AND 4 C-HEIGHT 40 KG DRAWERS WITH GLASS	SET	68146
	550.56.110	LEGRABOX PURE SILK WHITE MATT SPACE TOWER FOR CABINET WIDTHS UPTO 1200 MM WITH 1 M-HEIGHT 40 KG DRAWER, 2 C-HEIGHT 40 KG AND 2 C-HEIGHT 70 KG DRAWERS WITH GLASS	SET	81592
	550.56.114	LEGRABOX PURE STAINLESS STEEL SPACE TOWER FOR CABINET WIDTHS UPTO 600 MM WITH 1 M-HEIGHT 40 KG DRAWER AND 4 C-HEIGHT 40 KG DRAWERS WITH GLASS	SET	110652
	550.56.108	LEGRABOX PURE STAINLESS STEEL SPACE TOWER FOR CABINET WIDTHS UPTO 1200 MM WITH 1 M-HEIGHT 40 KG DRAWER, 2 C-HEIGHT 40 KG AND 2 C-HEIGHT 70 KG DRAWERS WITH GLASS	SET	129532


IMAGE	NEW ARTICLE	DESCRIPTION	UOM	MRP
Legrabox Free Spacetower				
	550.56.019	LEGRABOX FREE ORION GREY MATT SPACE TOWER FOR CABINET WIDTHS UPTO 600 MM WITH 1 M-HEIGHT 40 KG DRAWER AND 4 C-HEIGHT 40 KG DRAWERS WITH GALLERIES	SET	69913
	550.56.013	LEGRABOX FREE ORION GREY MATT SPACE TOWER FOR CABINET WIDTHS UPTO 1200 MM WITH 1 M-HEIGHT 40 KG DRAWER, 2 C-HEIGHT 40 KG AND 2 C-HEIGHT 70 KG DRAWERS WITH GALLERIES	SET	85808
	550.56.023	LEGRABOX FREE SILK WHITE MATT SPACE TOWER FOR CABINET WIDTHS UPTO 600 MM WITH 1 M-HEIGHT 40 KG DRAWER AND 4 C-HEIGHT 40 KG DRAWERS WITH GALLERIES	SET	69913
	550.56.017	LEGRABOX FREE SILK WHITE MATT SPACE TOWER FOR CABINET WIDTHS UPTO 1200 MM WITH 1 M-HEIGHT 40 KG DRAWER, 2 C-HEIGHT 40 KG AND 2 C-HEIGHT 70 KG DRAWERS WITH GALLERIES	SET	85808
	550.56.021	LEGRABOX FREE STAINLESS STEEL SPACE TOWER FOR CABINET WIDTHS UPTO 600 MM WITH 1 M-HEIGHT 40 KG DRAWER AND 4 C-HEIGHT 40 KG DRAWERS WITH GALLERIES	SET	122616
	550.56.015	LEGRABOX FREE STAINLESS STEEL SPACE TOWER FOR CABINET WIDTHS UPTO 1200 MM WITH 1 M-HEIGHT 40 KG DRAWER, 2 C-HEIGHT 40 KG AND 2 C-HEIGHT 70 KG DRAWERS WITH GALLERIES	SET	151983
	550.56.018	LEGRABOX FREE ORION GREY MATT SPACE TOWER FOR CABINET WIDTHS UPTO 600 MM WITH 1 M-HEIGHT 40 KG DRAWER AND 4 C-HEIGHT 40 KG DRAWERS WITH GLASS	SET	68302
	550.56.012	LEGRABOX FREE ORION GREY MATT SPACE TOWER FOR CABINET WIDTHS UPTO 1200 MM WITH 1 M-HEIGHT 40 KG DRAWER, 2 C-HEIGHT 40 KG AND 2 C-HEIGHT 70 KG DRAWERS WITH GLASS	SET	81748
	550.56.022	LEGRABOX FREE SILK WHITE MATT SPACE TOWER FOR CABINET WIDTHS UPTO 600 MM WITH 1 M-HEIGHT 40 KG DRAWER AND 4 C-HEIGHT 40 KG DRAWERS WITH GLASS	SET	68302
	550.56.016	LEGRABOX FREE SILK WHITE MATT SPACE TOWER FOR CABINET WIDTHS UPTO 1200 MM WITH 1 M-HEIGHT 40 KG DRAWER, 2 C-HEIGHT 40 KG AND 2 C-HEIGHT 70 KG DRAWERS WITH GLASS	SET	81748
	550.56.020	LEGRABOX FREE STAINLESS STEEL SPACE TOWER FOR CABINET WIDTHS UPTO 600 MM WITH 1 M-HEIGHT 40 KG DRAWER AND 4 C-HEIGHT 40 KG DRAWERS WITH GLASS	SET	110837
	550.56.014	LEGRABOX FREE STAINLESS STEEL SPACE TOWER FOR CABINET WIDTHS UPTO 1200 MM WITH 1 M-HEIGHT 40 KG DRAWER, 2 C-HEIGHT 40 KG AND 2 C-HEIGHT 70 KG DRAWERS WITH GLASS	SET	129717


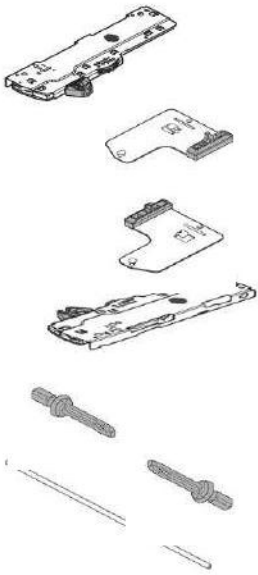
IMAGE	NEW ARTICLE	DESCRIPTION	UOM	MRP
<b>LEGRABOX COMPONENTS</b>				
<b>Legrabox Blumotion S Cabinet Profiles</b>				
	550.64.539	LBX RUNNER BLUMOTION S 350MM, 40 KG, LHS	PC	1676
	550.64.538	LBX RUNNER BLUMOTION S 350MM, 40 KG, RHS	PC	1676
	550.64.544	LBX RUNNER BLUMOTION S 400MM, 40 KG, LHS	PC	1697
	550.64.543	LBX RUNNER BLUMOTION S 400MM, 40 KG, RHS	PC	1697
	550.64.549	LBX RUNNER BLUMOTION S 450MM, 40 KG, LHS	PC	1718
	550.64.548	LBX RUNNER BLUMOTION S 450MM, 40 KG, RHS	PC	1718
	550.64.554	LBX RUNNER BLUMOTION S 500MM, 40 KG, LHS	PC	1740
	550.64.553	LBX RUNNER BLUMOTION S 500MM, 40 KG, RHS	PC	1740
	550.64.559	LBX RUNNER BLUMOTION S 550MM, 40 KG, LHS	PC	1854
	550.64.558	LBX RUNNER BLUMOTION S 550MM, 40 KG, RHS	PC	1854
	550.65.554	LBX RUNNER BLUMOTION S 500MM, 70 KG, LHS	PC	2145
	550.65.553	LBX RUNNER BLUMOTION S 500MM, 70 KG, RHS	PC	2145
	550.65.559	LBX RUNNER BLUMOTION S 550MM, 70 KG, LHS	PC	2259
	550.65.558	LBX RUNNER BLUMOTION S 550MM, 70 KG, RHS	PC	2259
<b>Legrabox Tip-on Blumotion Add-on Kit</b>				
	550.61.090	TIP-ON BLUMOTION ADD ON KIT FOR LEGRABOX PURE/FREE 40KG	SET	3269
	550.61.091	TIP-ON BLUMOTION ADD ON KIT FOR LEGRABOX PURE/FREE 70KG	SET	3269


IMAGE	NEW ARTICLE	DESCRIPTION	UOM	MRP
Legrabox Pure M-Height Drawer Sides				
	550.67.062	770M3502I LEGRABOX M HEIGHT STAINLESS STEEL BRUSHED LACQUERED LEFT DRAWER SIDE FOR A NOMINAL LENGTH = 350 MM	PC	2449
	550.67.052	770M3502I LEGRABOX M HEIGHT STAINLESS STEEL BRUSHED LACQUERED RIGHT DRAWER SIDE FOR A NOMINAL LENGTH = 350 MM	PC	2449
	550.67.562	770M3502S LEGRABOX M- HEIGHT ORION GREY MATT LEFT DRAWER SIDE FOR A NOMINAL LENGTH = 350 MM	PC	1219
	550.67.552	770M3502S LEGRABOX M- HEIGHT ORION GREY MATT RIGHT DRAWER SIDE FOR A NOMINAL LENGTH = 350 MM	PC	1219
	550.67.762	770M3502S LEGRABOX M- HEIGHT SILK WHITE MATT LEFT DRAWER SIDE FOR A NOMINAL LENGTH = 350 MM	PC	1219
	550.67.752	770M3502S LEGRABOX M- HEIGHT SILK WHITE MATT RIGHT DRAWER SIDE FOR A NOMINAL LENGTH = 350 MM	PC	1219
	550.67.063	770M4002I LEGRABOX M HEIGHT STAINLESS STEEL BRUSHED LACQUERED LEFT DRAWER SIDE FOR A NOMINAL LENGTH = 400 MM	PC	2518
	550.67.053	770M4002I LEGRABOX M HEIGHT STAINLESS STEEL BRUSHED LACQUERED RIGHT DRAWER SIDE FOR A NOMINAL LENGTH = 400 MM	PC	2518
	550.67.563	770M4002S LEGRABOX M HEIGHT ORION GREY MATT LEFT DRAWER SIDE FOR A NOMINAL LENGTH = 400 MM	PC	1239
	550.67.553	770M4002S LEGRABOX M HEIGHT ORION GREY MATT RIGHT DRAWER SIDE FOR A NOMINAL LENGTH = 400 MM	PC	1239
	550.69.783	770M4002S LEGRABOX M HEIGHT SILK WHITE MATT LEFT DRAWER SIDE FOR A NOMINAL LENGTH = 400 MM	PC	1239
	550.69.773	770M4002S LEGRABOX M HEIGHT SILK WHITE MATT RIGHT DRAWER SIDE FOR A NOMINAL LENGTH = 400 MM	PC	1239
	550.69.784	770M4502S LEGRABOX M HEIGHT SILK WHITE MATT LEFT DRAWER SIDE FOR A NOMINAL LENGTH = 450 MM	PC	1258
	550.69.774	770M4502S LEGRABOX M HEIGHT SILK WHITE MATT RIGHT DRAWER SIDE FOR A NOMINAL LENGTH = 450 MM	PC	1258
	550.67.554	770M4502S LEGRABOX M HEIGHT ORION GREY MATT RIGHT DRAWER SIDE FOR A NOMINAL LENGTH =450 MM	PC	1258
	550.67.564	770M4502S LEGRABOX M HEIGHT ORION GREY MATT LEFT DRAWER SIDE FOR A NOMINAL LENGTH =450 MM	PC	1258


IMAGE	NEW ARTICLE	DESCRIPTION	UOM	MRP
	550.67.064	770M4502I LEGRABOX M HEIGHT STAINLESS STEEL BRUSHED LACQUERED LEFT DRAWER SIDE FOR A NOMINAL LENGTH = 450 MM	PC	2585
	550.67.054	770M4502I LEGRABOX M HEIGHT STAINLESS STEEL BRUSHED LACQUERED RIGHT DRAWER SIDE FOR A NOMINAL LENGTH = 450 MM	PC	2585
	550.67.065	770M5002I LEGRABOX M HEIGHT STAINLESS STEEL BRUSHED LACQUERED LEFT DRAWER SIDE FOR A NOMINAL LENGTH = 500 MM	PC	2655
	550.67.055	770M5002I LEGRABOX M HEIGHT STAINLESS STEEL BRUSHED LACQUERED RIGHT DRAWER SIDE FOR A NOMINAL LENGTH = 500 MM	PC	2655
	550.67.565	770M5002S LEGRABOX M HEIGHT ORION GREY MATT LEFT DRAWER SIDE FOR A NOMINAL LENGTH =500 MM	PC	1278
	550.67.555	770M5002S LEGRABOX M HEIGHT ORION GREY MATT RIGHT DRAWER SIDE FOR A NOMINAL LENGTH =500 MM	PC	1278
	550.69.785	770M5002S LEGRABOX M HEIGHT SILK WHITE MATT LEFT DRAWER SIDE FOR A NOMINAL LENGTH =500 MM	PC	1278
	550.69.775	770M5002S LEGRABOX M HEIGHT SILK WHITE MATT RIGHT DRAWER SIDE FOR A NOMINAL LENGTH =500 MM	PC	1278
	550.67.365	770M5002S LEGRABOX M HEIGHT TERRA BLACK MATT LEFT DRAWER SIDE FOR A NOMINAL LENGTH =500 MM	PC	1278
	550.67.355	770M5002S LEGRABOX M HEIGHT TERRA BLACK MATT RIGHT DRAWER SIDE FOR A NOMINAL LENGTH =500 MM	PC	1278
	550.67.066	770M5502I LEGRABOX M HEIGHT STAINLESS STEEL BRUSHED LACQUERED LEFT DRAWER SIDE FOR A NOMINAL LENGTH=550 MM	PC	2848
	550.67.056	770M5502I LEGRABOX M HEIGHT STAINLESS STEEL BRUSHED LACQUERED RIGHT DRAWER SIDE FOR A NOMINAL LENGTH=550 MM	PC	2848
	550.67.566	770M5502S LEGRABOX M HEIGHT ORION GREY MATT LEFT DRAWER SIDE FOR A NOMINAL LENGTH=550 MM,	PC	1436
	550.67.556	770M5502S LEGRABOX M HEIGHT ORION GREY MATT RIGHT DRAWER SIDE FOR A NOMINAL LENGTH=550 MM,	PC	1436
	550.69.786	770M5502S LEGRABOX M HEIGHT SILK WHITE MATT LEFT DRAWER SIDE FOR A NOMINAL LENGTH=550 MM	PC	1436
	550.69.776	770M5502S LEGRABOX M HEIGHT SILK WHITE MATT RIGHT DRAWER SIDE FOR A NOMINAL LENGTH=550 MM	PC	1436
	550.67.366	770M5502S LEGRABOX M HEIGHT TERRA BLACK MATT LEFT DRAWER SIDE FOR A NOMINAL LENGTH=550 MM	PC	1436
	550.67.356	770M5502S LEGRABOX M HEIGHT TERRA BLACK MATT RIGHT DRAWER SIDE FOR A NOMINAL LENGTH=550 MM	PC	1436


IMAGE	NEW ARTICLE	DESCRIPTION	UOM	MRP
Legrabox Pure C-Height Drawer Sides				
	550.68.042	770C3502I LEGRABOX PURE C HEIGHT STAINLESS STEEL BRUSHED LACQUERED LEFT DRAWER SIDE FOR A NOMINAL LENGTH = 350 MM	PC	4425
	550.68.032	770C3502I LEGRABOX PURE C HEIGHT STAINLESS STEEL BRUSHED LACQUERED RIGHT DRAWER SIDE FOR A NOMINAL LENGTH = 350 MM	PC	4425
	550.68.542	770C3502S LEGRABOX PURE C HEIGHT ORION GREY MATT LEFT DRAWER SIDE FOR A NOMINAL LENGTH = 350 MM	PC	2106
	550.68.532	770C3502S LEGRABOX PURE C HEIGHT ORION GREY MATT RIGHT DRAWER SIDE FOR A NOMINAL LENGTH = 350 MM	PC	2106
	550.68.742	770C3502S LEGRABOX PURE C HEIGHT SILK WHITE MATT LEFT DRAWER SIDE FOR A NOMINAL LENGTH = 350 MM	PC	2106
	550.68.732	770C3502S LEGRABOX PURE C HEIGHT SILK WHITE MATT RIGHT DRAWER SIDE FOR A NOMINAL LENGTH = 350 MM	PC	2106
	550.68.083	770C4002I LEGRABOX PURE C HEIGHT STAINLESS STEEL BRUSHED LACQUERED LEFT DRAWER SIDE FOR A NOMINAL LENGTH = 400 MM	PC	4523
	550.68.073	770C4002I LEGRABOX PURE C HEIGHT STAINLESS STEEL BRUSHED LACQUERED RIGHT DRAWER SIDE FOR A NOMINAL LENGTH = 400 MM	PC	4523
	550.68.543	770C4002S LEGRABOX PURE C HEIGHT ORION GREY MATT LEFT DRAWER SIDE FOR A NOMINAL LENGTH = 400 MM	PC	2136
	550.68.533	770C4002S LEGRABOX PURE C HEIGHT ORION GREY MATT RIGHT DRAWER SIDE FOR A NOMINAL LENGTH = 400 MM	PC	2136
	550.69.713	770C4002S LEGRABOX PURE C HEIGHT SILK WHITE MATT LEFT DRAWER SIDE FOR A NOMINAL LENGTH = 400 MM	PC	2136
	550.69.703	770C4002S LEGRABOX PURE C HEIGHT SILK WHITE MATT RIGHT DRAWER SIDE FOR A NOMINAL LENGTH = 400 MM	PC	2136
	550.68.044	770C4502I LEGRABOX PURE C HEIGHT STAINLESS STEEL BRUSHED LACQUERED LEFT DRAWER SIDE FOR A NOMINAL LENGTH=450 MM	PC	4523
	550.68.034	770C4502I LEGRABOX PURE C HEIGHT STAINLESS STEEL BRUSHED LACQUERED RIGHT DRAWER SIDE FOR A NOMINAL LENGTH=450 MM	PC	4523
	550.68.544	770C4502S LEGRABOX PURE C HEIGHT ORION GREY MATT LEFT DRAWER SIDE FOR A NOMINAL LENGTH=450 MM	PC	2168
	550.68.534	770C4502S LEGRABOX PURE C HEIGHT ORION GREY MATT RIGHT DRAWER SIDE FOR A NOMINAL LENGTH=450 MM	PC	2168
	550.69.714	770C4502S LEGRABOX PURE C HEIGHT SILK WHITE MATT LEFT DRAWER SIDE FOR A NOMINAL LENGTH=450 MM	PC	2168
	550.69.704	770C4502S LEGRABOX PURE C HEIGHT SILK WHITE MATT RIGHT DRAWER SIDE FOR A NOMINAL LENGTH=450 MM	PC	2168
	550.68.045	770C5002I LEGRABOX PURE C HEIGHT STAINLESS STEEL BRUSHED LACQUERED LEFT DRAWER SIDE FOR A NOMINAL LENGTH=500 MM	PC	4720




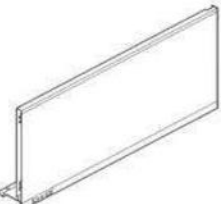
IMAGE	NEW ARTICLE	DESCRIPTION	UOM	MRP
	550.69.035	770C5002I LEGRABOX PURE C HEIGHT STAINLESS STEEL BRUSHED LACQUERED RIGHT DRAWER SIDE FOR A NOMINAL LENGTH=500 MM	PC	4720
	550.69.545	770C5002S LEGRABOX PURE C HEIGHT ORION GREY MATT LEFT DRAWER SIDE FOR A NOMINAL LENGTH=500 MM	PC	2200
	550.69.535	770C5002S LEGRABOX PURE C HEIGHT ORION GREY MATT RIGHT DRAWER SIDE FOR A NOMINAL LENGTH=500 MM	PC	2200
	550.69.715	770C5002S LEGRABOX PURE C HEIGHT SILK WHITE MATT LEFT DRAWER SIDE FOR A NOMINAL LENGTH=500 MM	PC	2200
	550.69.705	770C5002S LEGRABOX PURE C HEIGHT SILK WHITE MATT RIGHT DRAWER SIDE FOR A NOMINAL LENGTH=500 MM	PC	2200
	550.68.345	770C5002S LEGRABOX PURE C HEIGHT TERRA BLACK MATT LEFT DRAWER SIDE FOR A NOMINAL LENGTH=500 MM	PC	2200
	550.68.335	770C5002S LEGRABOX PURE C HEIGHT TERRA BLACK MATT RIGHT DRAWER SIDE FOR A NOMINAL LENGTH=500 MM	PC	2200
	550.68.046	770C5502I LEGRABOX PURE C HEIGHT STAINLESS STEEL BRUSHED LACQUERED LEFT DRAWER SIDE FOR A NOMINAL LENGTH=550 MM	PC	4995
	550.68.036	770C5502I LEGRABOX PURE C HEIGHT STAINLESS STEEL BRUSHED LACQUERED RIGHT DRAWER SIDE FOR A NOMINAL LENGTH=550 MM	PC	4995
	550.68.546	770C5502S LEGRABOX PURE C HEIGHT ORION GREY MATT LEFT DRAWER SIDE FOR A NOMINAL LENGTH =550 MM	PC	2356
	550.68.536	770C5502S LEGRABOX PURE C HEIGHT ORION GREY MATT RIGHT DRAWER SIDE FOR A NOMINAL LENGTH =550 MM	PC	2356
	550.69.716	770C5502S LEGRABOX PURE C HEIGHT SILK WHITE MATT LEFT DRAWER SIDE FOR A NOMINAL LENGTH =550 MM	PC	2356
	550.69.706	770C5502S LEGRABOX PURE C HEIGHT SILK WHITE MATT RIGHT DRAWER SIDE FOR A NOMINAL LENGTH =550 MM	PC	2356
	550.68.346	770C5502S LEGRABOX PURE C HEIGHT TERRA BLACK MATT LEFT DRAWER SIDE FOR A NOMINAL LENGTH=550 MM	PC	2356
	550.68.336	770C5502S LEGRABOX PURE C HEIGHT TERRA BLACK MATT RIGHT DRAWER SIDE FOR A NOMINAL LENGTH=550 MM	PC	2356
<b>Legrabox Pure F-Height Drawer Sides</b>				
	550.68.062	770F3502I LEGRABOX PURE F HEIGHT STAINLESS STEEL BRUSHED LACQUERED LEFT DRAWER SIDE FOR A NOMINAL LENGTH = 350 MM	PC	6542
	550.68.052	770F3502I LEGRABOX PURE F HEIGHT STAINLESS STEEL BRUSHED LACQUERED RIGHT DRAWER SIDE FOR A NOMINAL LENGTH = 350 MM	PC	6542
	550.68.562	770F3502S LEGRABOX PURE F HEIGHT ORION GREY MATT LEFT DRAWER SIDE FOR A NOMINAL LENGTH = 350 MM	PC	3806
	550.68.552	770F3502S LEGRABOX PURE F HEIGHT ORION GREY MATT RIGHT DRAWER SIDE FOR A NOMINAL LENGTH = 350 MM	PC	3806

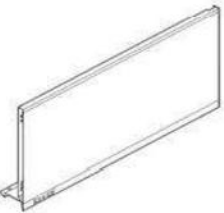
IMAGE	NEW ARTICLE	DESCRIPTION	UOM	MRP
	550.68.762	770F3502S LEGRABOX PURE F HEIGHT SILK WHITE MATT LEFT DRAWER SIDE FOR A NOMINAL LENGTH = 350 MM	PC	3806
	550.68.752	770F3502S LEGRABOX PURE F HEIGHT SILK WHITE MATT RIGHT DRAWER SIDE FOR A NOMINAL LENGTH = 350 MM	PC	3806
	550.68.063	770F4002I LEGRABOX PURE F HEIGHT STAINLESS STEEL BRUSHED LACQUERED LEFT DRAWER SIDE FOR A NOMINAL LENGTH=400 MM	PC	6658
	550.68.053	770F4002I LEGRABOX PURE F HEIGHT STAINLESS STEEL BRUSHED LACQUERED RIGHT DRAWER SIDE FOR A NOMINAL LENGTH=400 MM	PC	6658
	550.68.563	770F4002S LEGRABOX PURE F HEIGHT ORION GREY MATT LEFT DRAWER SIDE FOR A NOMINAL LENGTH = 400 MM	PC	3845
	550.68.553	770F4002S LEGRABOX PURE F HEIGHT ORION GREY MATT RIGHT DRAWER SIDE FOR A NOMINAL LENGTH = 400 MM	PC	3845
	550.68.763	770F4002S LEGRABOX PURE F HEIGHT SILK WHITE MATT LEFT DRAWER SIDE FOR A NOMINAL LENGTH = 400 MM	PC	3845
	550.68.753	770F4002S LEGRABOX PURE F HEIGHT SILK WHITE MATT RIGHT DRAWER SIDE FOR A NOMINAL LENGTH = 400 MM	PC	3845
	550.68.064	770F4502I LEGRABOX PURE F HEIGHT STAINLESS STEEL BRUSHED LACQUERED LEFT DRAWER SIDE,NOMINAL LENGTH =450 MM	PC	6771
	550.68.054	770F4502I LEGRABOX PURE F HEIGHT STAINLESS STEEL BRUSHED LACQUERED RIGHT DRAWER SIDE,NOMINAL LENGTH =450 MM	PC	6771
	550.68.564	770F4502S LEGRABOX PURE F HEIGHT ORION GREY MATT LEFT DRAWER SIDE,NOMINAL LENGTH =450 MM	PC	3882
	550.68.554	770F4502S LEGRABOX PURE F HEIGHT ORION GREY MATT RIGHT DRAWER SIDE,NOMINAL LENGTH =450 MM	PC	3882
	550.68.764	770F4502S LEGRABOX PURE F HEIGHT SILK WHITE MATT LEFT DRAWER SIDE,NOMINAL LENGTH =450 MM	PC	3882
	550.68.754	770F4502S LEGRABOX PURE F HEIGHT SILK WHITE MATT RIGHT DRAWER SIDE,NOMINAL LENGTH =450 MM	PC	3882
	550.68.065	770F5002I LEGRABOX PURE F HEIGHT STAINLESS STEEL BRUSHED LACQUERED LEFT DRAWER SIDE,NOMINAL LENGTH =500 MM	PC	6887
	550.68.055	770F5002I LEGRABOX PURE F HEIGHT STAINLESS STEEL BRUSHED LACQUERED RIGHT DRAWER SIDE,NOMINAL LENGTH =500 MM	PC	6887
	550.68.565	770F5002S LEGRABOX PURE F HEIGHT ORION GREY MATT LEFT DRAWER SIDE,NOMINAL LENGTH = 500 MM	PC	3922
	550.68.555	770F5002S LEGRABOX PURE F HEIGHT ORION GREY MATT RIGHT DRAWER SIDE,NOMINAL LENGTH = 500 MM	PC	3922
	550.68.765	770F5002S LEGRABOX PURE F HEIGHT SILK WHITE MATT LEFT DRAWER SIDE,NOMINAL LENGTH = 500 MM	PC	3922
	550.68.755	770F5002S LEGRABOX PURE F HEIGHT SILK WHITE MATT RIGHT DRAWER SIDE,NOMINAL LENGTH = 500 MM	PC	3922
550.68.365	770F5002S LEGRABOX PURE F HEIGHT TERRA BLACK MATT LEFT DRAWER SIDE,NOMINAL LENGTH = 500 MM	PC	3922	

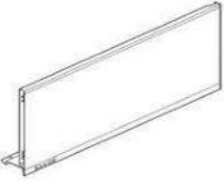

IMAGE	NEW ARTICLE	DESCRIPTION	UOM	MRP
	550.68.355	770F5002S LEGRABOX PURE F HEIGHT TERRA BLACK MATT RIGHT DRAWER SIDE,NOMINAL LENGTH = 500 MM	PC	3922
	550.68.366	770F5502S LEGRABOX PURE F HEIGHT TERRA BLACK MATT LEFT DRAWER SIDE,NOMINAL LENGTH = 550 MM	PC	4094
	550.68.356	770F5502S LEGRABOX PURE F HEIGHT TERRA BLACK MATT RIGHT DRAWER SIDE,NOMINAL LENGTH = 550 MM	PC	4094
	550.68.066	770F5502I LEGRABOX PURE F HEIGHT STAINLESS STEEL BRUSHED LACQUERED LEFT DRAWER SIDE FOR A NOMINAL LENGTH=550 MM	PC	7174
	550.68.056	770F5502I LEGRABOX PURE F HEIGHT STAINLESS STEEL BRUSHED LACQUERED RIGHT DRAWER SIDE FOR A NOMINAL LENGTH=550 MM	PC	7174
	550.68.566	770F5502S LEGRABOX PURE F HEIGHT ORION GREY MATT LEFT DRAWER SIDE FOR A NOMINAL LENGTH=550 MM	PC	4094
	550.68.556	770F5502S LEGRABOX PURE F HEIGHT ORION GREY MATT RIGHT DRAWER SIDE FOR A NOMINAL LENGTH=550 MM	PC	4094
	550.68.766	770F5502S LEGRABOX PURE F HEIGHT SILK WHITE MATT LEFT DRAWER SIDE FOR A NOMINAL LENGTH=550 MM	PC	4094
	550.68.756	770F5502S LEGRABOX PURE F HEIGHT SILK WHITE MATT RIGHT DRAWER SIDE FOR A NOMINAL LENGTH=550 MM	PC	4094
	550.68.356	770F5502S LEGRABOX PURE F HEIGHT SILK WHITE MATT RIGHT DRAWER SIDE FOR A NOMINAL LENGTH=550 MM	PC	4094
	550.68.366	770F5502S LEGRABOX PURE F HEIGHT SILK WHITE MATT RIGHT DRAWER SIDE FOR A NOMINAL LENGTH=550 MM	PC	4094
<b>Legrabox Free C-Height Drawer Sides</b>				
	550.68.085	780C5002I LEGRABOX FREE C HEIGHT STAINLESS STEEL BRUSHED LACQUERED LEFT DRAWER SIDE FOR A NOMINAL LENGTH=500 MM	PC	3882
	550.68.075	780C5002I LEGRABOX FREE C HEIGHT STAINLESS STEEL BRUSHED LACQUERED RIGHT DRAWER SIDE FOR A NOMINAL LENGTH=500 MM	PC	3882
	550.68.585	780C5002S LEGRABOX FREE C HEIGHT ORION GREY MATT LEFT DRAWER SIDE FOR A NOMINAL LENGTH=500 MM	PC	1817
	550.68.575	780C5002S LEGRABOX FREE C HEIGHT ORION GREY MATT RIGHT DRAWER SIDE FOR A NOMINAL LENGTH=500 MM	PC	1817
	550.68.785	780C5002S LEGRABOX FREE C HEIGHT SILK WHITE MATT LEFT DRAWER SIDE FOR A NOMINAL LENGTH=500 MM	PC	1817
	550.68.775	780C5002S LEGRABOX FREE C HEIGHT SILK WHITE MATT RIGHT DRAWER SIDE FOR A NOMINAL LENGTH=500 MM	PC	1817
	550.68.385	780C5002S LEGRABOX FREE C HEIGHT TERRA BLACK MATT BRUSHED LACQUERED LEFT DRAWER SIDE FOR A NOMINAL LENGTH=500 MM	PC	1817
	550.68.375	780C5002S LEGRABOX FREE C HEIGHT TERRA BLACK MATT BRUSHED LACQUERED RIGHT DRAWER SIDE FOR A NOMINAL LENGTH=500 MM	PC	1817
	550.68.026	780C5502I LEGRABOX FREE C HEIGHT STAINLESS STEEL BRUSHED LACQUERED LEFT+RIGHT DRAWER SIDE FOR A NOMINAL LENGTH=550 MM	SET	10886
	550.68.586	780C5502S LEGRABOX FREE C HEIGHT ORION GREY MATT LEFT DRAWER SIDE FOR A NOMINAL LENGTH=550 MM	PC	1975
	550.68.576	780C5502S LEGRABOX FREE C HEIGHT ORION GREY MATT RIGHT DRAWER SIDE FOR A NOMINAL LENGTH=550 MM	PC	1975
	550.68.786	780C5502S LEGRABOX FREE C HEIGHT SILK WHITE MATT LEFT DRAWER SIDE FOR A NOMINAL LENGTH=550 MM	PC	1975
	550.68.776	780C5502S LEGRABOX FREE C HEIGHT SILK WHITE MATT RIGHT DRAWER SIDE FOR A NOMINAL LENGTH=550 MM	PC	1975
550.68.326	780C5502S LEGRABOX FREE C HEIGHT TERRA BLACK MATT BRUSHED LACQUERED LEFT + RIGHT DRAWER SIDE FOR A NOMINAL LENGTH=550 MM	SET	5763	



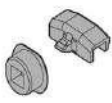

IMAGE	NEW ARTICLE	DESCRIPTION	UOM	MRP
<b>Legrabox Front Fixing Brackets</b>				
	550.75.061	ZF7M7002 LEGRABOX M HEIGHT SCREW-ON SYMMETRICAL FRONT FIXING BRACKET	PC	44
	550.75.064	ZF7M70E2 LEGRABOX FRONT FIXING BRACKET, HEIGHT M, EXPANDO, SYMMETRICAL	PC	60
<b>Legrabox BLUM Indented Cover Cap</b>				
	550.76.579	ZA7.0700.BL LEGRABOX ORION GREY MATT EXTERNAL RECTANGULAR SYMMETRICAL PRINTED (BLUM) COVER CAP	PC	35
	550.76.779	ZA7.0700.BL LEGRABOX SILK WHITE MATT EXTERNAL RECTANGULAR SYMMETRICAL PRINTED (BLUM) COVER CAP	PC	35
	550.76.379	ZA7.0700.BL LEGRABOX TERRA BLACK MATT EXTERNAL RECTANGULAR SYMMETRICAL PRINTED (BLUM) COVER CAP	PC	35
	550.76.094	ZA7.0709.BL LEGRABOX STAINLESS STEEL LONGSIDE BRUSHED EXTERNAL RECTANGULAR SYMMETRICAL PRINTED (BLUM) COVER CAP	PC	115
	550.76.583	ZA7.5700.BT LEGRABOX M/C/F/K HEIGHT ORION GREY MATT INTERNAL SYMMETRICAL RECTANGULAR INDENTED (BLUM) COVER CAP	PC	20
	550.76.783	ZA7.5700.BT LEGRABOX M/C/F/K HEIGHT SILK WHITE MATT INTERNAL SYMMETRICAL RECTANGULAR INDENTED (BLUM) COVER CAP	PC	20
	550.76.383	ZA7.5700.BT LEGRABOX M/C/F/K HEIGHT TERRA BLACK MATT INTERNAL SYMMETRICAL RECTANGULAR INDENTED (BLUM) COVER CAP	PC	20
	550.76.089	ZA7.5709.BT LEGRABOX M/C/F/K HEIGHT SILVER INTERNAL SYMMETRICAL RECTANGULAR INDENTED (BLUM) COVER CAP	PC	98
<b>Legrabox Latch for Inner Drawers</b>				
	550.74.590	ZI7.0M07 LEGRABOX ORION GREY MATT LATCH FOR INNER DRAWERS	PC	1093
	550.74.790	ZI7.0M07 LEGRABOX SILK WHITE MATT LATCH FOR INNER DRAWERS	PC	1093
	550.74.390	ZI7.0M07 TRIGGER FOR LEGRABOX TERRA BL MATT/DUST INNER DRAWER WITH TRIGGER HOUSINGFOR ALUMINIUM PROFILE	PC	861
<b>Legrabox Back Fixing Brackets</b>				
	550.75.632	ZB7C000S LEGRABOX C HEIGHT NICKEL PLATED LEFT BACK FIXINGS BRACKET	PC	378
	550.75.631	ZB7C000S LEGRABOX C HEIGHT NICKEL PLATED RIGHT BACK FIXINGS BRACKET	PC	378
	550.75.532	ZB7C000S LEGRABOX C HEIGHT ORION GREY MATT LEFT BACK FIXINGS BRACKET	PC	121
	550.75.531	ZB7C000S LEGRABOX C HEIGHT ORION GREY MATT RIGHT BACK FIXINGS BRACKET	PC	121
	550.75.732	ZB7C000S LEGRABOX C HEIGHT SILK WHITE MATT LEFT BACK FIXING BRACKET	PC	121
	550.75.731	ZB7C000S LEGRABOX C HEIGHT SILK WHITE MATT RIGHT BACK FIXING BRACKET	PC	121
	550.75.332	ZB7C000S LEGRABOX C HEIGHT TERRA BLACK MATT LEFT BACK FIXINGS BRACKET	PC	121
	550.75.331	ZB7C000S LEGRABOX C HEIGHT TERRA BLACK MATT RIGHT BACK FIXINGS BRACKET	PC	63




IMAGE	NEW ARTICLE	DESCRIPTION	UOM	MRP
	550.75.642	ZB7F000S LEGRABOX F HEIGHT NICKEL PLATED LEFT BACK FIXINGS BRACKET	PC	559
	550.75.641	ZB7F000S LEGRABOX F HEIGHT NICKEL PLATED RIGHT BACK FIXINGS BRACKET	PC	559
	550.75.542	ZB7F000S LEGRABOX F HEIGHT ORION GREY MATT LEFT BACK FIXINGS BRACKET	PC	268
	550.75.541	ZB7F000S LEGRABOX F HEIGHT ORION GREY MATT RIGHT BACK FIXINGS BRACKET	PC	268
	550.75.742	ZB7F000S LEGRABOX F HEIGHT SILK WHITE MATT LEFT BACK FIXINGS BRACKET	PC	268
	550.75.741	ZB7F000S LEGRABOX F HEIGHT SILK WHITE MATT RIGHT BACK FIXINGS BRACKET	PC	268
	550.75.342	ZB7F000S LEGRABOX F HEIGHT TERRA BLACK MATT LEFT BACK FIXINGS BRACKET	PC	268
	550.75.341	ZB7F000S LEGRABOX F HEIGHT TERRA BLACK MATT RIGHT BACK FIXINGS BRACKET	PC	268
	550.75.612	ZB7M000S LEGRABOX M HEIGHT NICKEL PLATED LEFT BACK FIXINGS BRACKET	PC	181
	550.75.611	ZB7M000S LEGRABOX M HEIGHT NICKEL PLATED RIGHT BACK FIXINGS BRACKET	PC	181
	550.75.512	ZB7M000S LEGRABOX M HEIGHT ORION GREY MATT LEFT BACK FIXINGS BRACKET	PC	89
	550.75.511	ZB7M000S LEGRABOX M HEIGHT ORION GREY MATT RIGHT BACK FIXINGS BRACKET	PC	89
	550.75.712	ZB7M000S LEGRABOX M HEIGHT SILK WHITE MATT LEFT BACK FIXINGS BRACKET	PC	89
	550.75.711	ZB7M000S LEGRABOX M HEIGHT SILK WHITE MATT RIGHT BACK FIXINGS BRACKET	PC	89
	550.75.312	ZB7M000S LEGRABOX M HEIGHT TERRA BLACK MATT LEFT BACK FIXINGS BRACKET	PC	89
	550.75.311	ZB7M000S LEGRABOX M HEIGHT TERRA BLACK MATT RIGHT BACK FIXINGS BRACKET	PC	89
<b>Legrabox Inner Drawer Front Section</b>				
	550.74.328	ZV7.1043C01 LEGRABOX TERRA BLACK 2 CUT TO SIZE FRONT SECTION FOR INNER DRAWER AND INNER PULL-OUT WITH CROSS GALLERY FOR A CABINET WIDTH = 1200 MM	SET	2048
	550.74.028	ZV7.1043C01 LEGRABOX ANODISED STAINLESS STEEL 2 CUT TO SIZE FRONT SECTION FOR INNER DRAWER AND INNER PULL-OUT WITH CROSS GALLERY FOR A CABINET WIDTH = 1200 MM	PC	6237
	550.74.528	ZV7.1043C01 LEGRABOX ORION GREY MATT CUT TO SIZE FRONT SECTION FOR INNER DRAWER AND INNER PULL-OUT WITH CROSS GALLERY FOR A CABINET WIDTH = 1200 MM	PC	2601
	550.74.728	ZV7.1043C01 LEGRABOX SILK WHITE MATT CUT TO SIZE FRONT SECTION FOR INNER DRAWER AND INNER PULL-OUT WITH CROSS GALLERY FOR A CABINET WIDTH = 1200 MM	PC	2601




IMAGE	NEW ARTICLE	DESCRIPTION	UOM	MRP
	550.74.318	ZV7.1043MN1 LEGRABOX TERRA BLACK 2 CUT TO SIZE FRONT SECTION WITH GROOVE FOR INNER PULL-OUT WITH DESIGN ELEMENT FOR A CABINET WIDTH = 1200 MM	PC	2486
	550.74.018	ZV7.1043MN1 LEGRABOX ANODISED STAINLESS STEEL 2 CUT TO SIZE FRONT SECTION WITH GROOVE FOR INNER PULL-OUT WITH DESIGN ELEMENT FOR A CABINET WIDTH = 1200 MM	PC	5203
	550.74.518	ZV7.1043MN1 LEGRABOX ORION GREY MATT CUT TO SIZE FRONT SECTION WITH GROOVE FOR INNER PULL-OUT WITH DESIGN ELEMENT FOR A CABINET WIDTH = 1200 MM	PC	2486
	550.74.718	ZV7.1043MN1 LEGRABOX SILK WHITE MATT CUT TO SIZE FRONT SECTION WITH GROOVE FOR INNER PULL-OUT WITH DESIGN ELEMENT FOR A CABINET WIDTH = 1200 MM	PC	2486
<b>Legrabox Inner Drawer Front Fixing Brackets with Gallery</b>				
	550.76.601	ZI7.0M01.01 LEGRABOX M HEIGHT NICKEL PLATED LEFT FRONT FIXING FOR INNER PULL-OUT WITH GALLERY	PC	573
	550.76.602	ZI7.0M01.01 LEGRABOX M HEIGHT NICKEL PLATED RIGHT FRONT FIXING FOR INNER PULL-OUT WITH GALLERY	PC	573
	550.77.653	ZI7.3C01.01 LEGRABOX C HEIGHT NICKEL PLATED LEFT FRONT FIXING FOR INNER PULL-OUT WITH GALLERY	PC	841
	550.77.644	ZI7.3C01.01 LEGRABOX C HEIGHT NICKEL PLATED RIGHT FRONT FIXING FOR INNER PULL-OUT WITH GALLERY	PC	841
<b>Legrabox Inner Drawer Front Fixing Interior Cover Caps for C-height &amp; M Height Drawers with Gallery</b>				
	550.77.523	ZI7.3C08 LEGRABOX NYLON ORION GREY MATT LEFT FRONT FIXING INTERIOR COVER CAP FOR INNER PULL-OUT WITH GALLERY	PC	96
	550.77.871	ZI7.3C08 LEGRABOX NYLON ORION GREY MATT RIGHT FRONT FIXING INTERIOR COVER CAP FOR INNER PULL-OUT WITH GALLERY	PC	96
	550.77.823	ZI7.3C08 LEGRABOX NYLON R7034 YELLOW GREY LEFT FRONT FIXING INTERIOR COVER CAP FOR INNER PULL-OUT WITH GALLERY	PC	96
	550.77.870	ZI7.3C08 LEGRABOX NYLON R7034 YELLOW GREY RIGHT FRONT FIXING INTERIOR COVER CAP FOR INNER PULL-OUT WITH GALLERY	PC	96
	550.77.771	ZI7.3C08 LEGRABOX NYLON SILK WHITE MATT LEFT FRONT FIXING INTERIOR COVER CAP FOR INNER PULL-OUT WITH GALLERY	PC	96
	550.77.770	ZI7.3C08 LEGRABOX NYLON SILK WHITE MATT RIGHT FRONT FIXING INTERIOR COVER CAP FOR INNER PULL-OUT WITH GALLERY	PC	96
	550.77.371	ZI7.3C08 LEGRABOX NYLON TERRA BLACK MATT LEFT FRONT FIXING FRONT FOR INNER PULL-OUT WITH GALLERY	PC	96
	550.77.370	ZI7.3C08 LEGRABOX NYLON TERRA BLACK MATT RIGHT FRONT FIXING FRONT FOR INNER PULL-OUT WITH GALLERY	PC	96



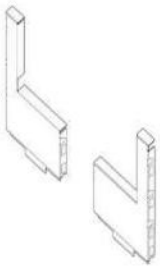
IMAGE	NEW ARTICLE	DESCRIPTION	UOM	MRP
<b>Legrabox Inner Drawer Front Fixing With Design Element</b>				
	550.77.641	ZI7.1M01.01 LEGRABOX M HEIGHT NICKEL PLATED LEFT FRONT FIXING FOR INNER PULL-OUT WITH DESIGN ELEMENT	PC	573
	550.77.640	ZI7.1M01.01 LEGRABOX M HEIGHT NICKEL PLATED RIGHT FRONT FIXING FOR INNER PULL-OUT WITH DESIGN ELEMENT	PC	573
	550.77.643	ZI7.2C01.01 LEGRABOX C HEIGHT NICKEL PLATED LEFT FRONT FIXING FOR INNER PULL-OUT WITH DESIGN ELEMENT	PC	841
	550.77.642	ZI7.2C01.01 LEGRABOX C HEIGHT NICKEL PLATED RIGHT FRONT FIXING FOR INNER PULL-OUT WITH DESIGN ELEMENT	PC	841
<b>Legrabox Inner Drawer Front Fixing Interior Cover Cap for M-height Drawers With Design Element</b>				
	550.77.561	ZI7.1M08 LEGRABOX NYLON ORION GREY MATT LEFT FRONT FIXING INTERIOR COVER CAP FOR INNER DRAWER WITH DESIGN ELEMENT	PC	96
	550.77.860	ZI7.1M08 LEGRABOX NYLON ORION GREY MATT RIGHT FRONT FIXING INTERIOR COVER CAP FOR INNER DRAWER WITH DESIGN ELEMENT	PC	96
	550.77.861	ZI7.1M08 LEGRABOX NYLON R7034 YELLOW GREY LEFT FRONT FIXING INTERIOR COVER CAP FOR INNER DRAWER WITH DESIGN ELEMENT	PC	96
	550.77.830	ZI7.1M08 LEGRABOX NYLON R7034 YELLOW GREY RIGHT FRONT FIXING INTERIOR COVER CAP FOR INNER DRAWER WITH DESIGN ELEMENT	PC	96
	550.77.761	ZI7.1M08 LEGRABOX NYLON SILK WHITE MATT LEFT FRONT FIXING INTERIOR COVER CAP FOR INNER DRAWER WITH DESIGN ELEMENT	PC	96
	550.77.730	ZI7.1M08 LEGRABOX NYLON SILK WHITE MATT RIGHT FRONT FIXING INTERIOR COVER CAP FOR INNER DRAWER WITH DESIGN ELEMENT	PC	96
	550.77.361	ZI7.1M08 LEGRABOX NYLON TERRA BLACK MATT LEFT FRONT FIXING FRONT FOR INNER DRAWER WITH DESIGN ELEMENT	PC	96
	550.77.330	ZI7.1M08 LEGRABOX NYLON TERRA BLACK MATT RIGHT FRONT FIXING FRONT FOR INNER DRAWER WITH DESIGN ELEMENT	PC	96
<b>Legrabox Sink Unit Steel Backs</b>				
	550.78.590	ZB7C129S.6S LEGRABOX C HEIGHT ORION GREY MATT LEFT+RIGHT L-SHAPE STEEL BACK FOR SINK PULL-OUT, INTERNAL WIDTH = 159.5-160.4 MM	PR	3826
	550.78.790	ZB7C129S.6S LEGRABOX C HEIGHT SILK WHITE MATT LEFT+RIGHT L-SHAPE STEEL BACK FOR SINK PULL-OUT, INTERNAL WIDTH = 159.5-160.4 MM	PR	3826
	550.78.390	ZB7C129S.6S LEGRABOX C HEIGHT TERRA BLACK MATT LEFT+RIGHT L-SHAPE STEEL BACK FOR SINK PULL-OUT, INTERNAL WIDTH = 159.5-160.4 MM	PR	3826

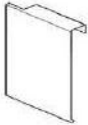

IMAGE	NEW ARTICLE	DESCRIPTION	UOM	MRP
<b>Legrabox Inner Drawer Front Fixing Cover Cap for M-height Drawers</b>				
	550.76.009	Z17.1MI3 LEGRABOX M HEIGHT STAINLESS STEEL BRUSHED LACQUERED LEFT STEEL FRONT FIXING COVER CAP FOR INNER DRAWER WITH DESIGN ELEMENT	PC	802
	550.76.008	Z17.1MI3 LEGRABOX M HEIGHT STAINLESS STEEL BRUSHED LACQUERED RIGHT STEEL FRONT FIXING COVER CAP FOR INNER DRAWER WITH DESIGN ELEMENT	PC	802
	550.76.509	Z17.1MS3 LEGRABOX M HEIGHT ORION GREY MATT LEFT STEEL FRONT FIXING COVER CAP FOR INNER DRAWER WITH DESIGN ELEMENT	PC	211
	550.76.508	Z17.1MS3 LEGRABOX M HEIGHT ORION GREY MATT RIGHT STEEL FRONT FIXING COVER CAP FOR INNER DRAWER WITH DESIGN ELEMENT	PC	211
	550.76.709	Z17.1MS3 LEGRABOX M HEIGHT SILK WHITE MATT LEFT STEEL FRONT FIXING COVER CAP FOR INNER DRAWER WITH DESIGN ELEMENT	PC	211
	550.76.708	Z17.1MS3 LEGRABOX M HEIGHT SILK WHITE MATT RIGHT STEEL FRONT FIXING COVER CAP FOR INNER DRAWER WITH DESIGN ELEMENT	PC	211
	550.76.309	Z17.1MS3 LEGRABOX M HEIGHT TERRA BLACK MATT LEFT STEEL FRONT FIXING COVER CAP FOR INNER DRAWER WITH DESIGN ELEMENT	PC	211
	550.76.308	Z17.1MS3 LEGRABOX M HEIGHT TERRA BLACK MATT RIGHT STEEL FRONT FIXING COVER CAP FOR INNER DRAWER WITH DESIGN ELEMENT	PC	211
<b>Legrabox Inner Drawer Front Fixing Interior Cover Cap for C-height Drawers with Design Element</b>				
	550.77.551	Z17.2C08 LEGRABOX NYLON ORION GREY MATT LEFT FRONT FIXING INTERIOR COVER CAP FOR INNER PULL-OUT WITH DESIGN ELEMENT	PC	96
	550.77.550	Z17.2C08 LEGRABOX NYLON ORION GREY MATT RIGHT FRONT FIXING INTERIOR COVER CAP FOR INNER PULL-OUT WITH DESIGN ELEMENT	PC	96
	550.77.851	Z17.2C08 LEGRABOX NYLON R7034 YELLOW GREY LEFT FRONT FIXING INTERIOR COVER CAP FOR INNER PULL-OUT WITH DESIGN ELEMENT	PC	96
	550.77.832	Z17.2C08 LEGRABOX NYLON R7034 YELLOW GREY RIGHT FRONT FIXING INTERIOR COVER CAP FOR INNER PULL-OUT WITH DESIGN ELEMENT	PC	96
	550.77.751	Z17.2C08 LEGRABOX NYLON SILK WHITE MATT LEFT FRONT FIXING INTERIOR COVER CAP FOR INNER PULL-OUT WITH DESIGN ELEMENT	PC	96
	550.77.750	Z17.2C08 LEGRABOX NYLON SILK WHITE MATT RIGHT FRONT FIXING INTERIOR COVER CAP FOR INNER PULL-OUT WITH DESIGN ELEMENT	PC	96
	550.77.321	Z17.2C08 LEGRABOX NYLON TERRA BLACK MATT MATT LEFT FRONT FIXING FRONT FOR INNER PULL-OUT WITH DESIGN ELEMENT	PC	96
	550.77.350	Z17.2C08 LEGRABOX NYLON TERRA BLACK MATT MATT RIGHT FRONT FIXING FRONT FOR INNER PULL-OUT WITH DESIGN ELEMENT	PC	96












IMAGE	NEW ARTICLE	DESCRIPTION	UOM	MRP
Legrabox Inner Drawer Front Fixing Cover Cap for C-height Drawers with Design Element & Gallery				
	550.76.018	Z17.2CI3 LEGRABOX C HEIGHT RIGHT STAINLESS STEEL BRUSHED LACQUERED STEEL FRONT FIXING COVER CAP FOR INNER PULL-OUT	PC	1244
	550.76.019	Z17.2CI3 LEGRABOX C HEIGHT LEFT STAINLESS STEEL BRUSHED LACQUERED STEEL FRONT FIXING COVER CAP FOR INNER PULL-OUT	PC	1244
	550.76.519	Z17.2CS3 LEGRABOX C HEIGHT LEFT ORION GREY MATT STEEL FRONT FIXING COVER CAP FOR INNER PULL-OUT	PC	287
	550.76.518	Z17.2CS3 LEGRABOX C HEIGHT RIGHT ORION GREY MATT STEEL FRONT FIXING COVER CAP FOR INNER PULL-OUT	PC	287
	550.76.719	Z17.2CS3 LEGRABOX C HEIGHT RIGHT SILK WHITE MATT STEEL FRONT FIXING COVER CAP FOR INNER PULL-OUT	PC	287
	550.76.718	Z17.2CS3 LEGRABOX C HEIGHT LEFT SILK WHITE MATT STEEL FRONT FIXING COVER CAP FOR INNER PULL-OUT	PC	287
	550.76.351	Z17.2CS3 LEGRABOX C HEIGHT LEFT TERRA BLACK MATT STEEL FRONT FIXING COVER CAP FOR INNER PULL-OUT	PC	287
	550.76.350	Z17.2CS3 LEGRABOX C HEIGHT RIGHT TERRA BLACK MATT STEEL FRONT FIXING COVER CAP FOR INNER PULL-OUT	PC	287
Legrabox Free Front Symmetrical Boxcover				
	550.76.040	780C0006I LEGRABOX FREE SYMMETRICAL STAINLESS STEEL MATT FRONT BOXCOVER	PC	405
	550.76.540	780C0006S LEGRABOX FREE SYMMETRICAL ORION GREY MATT FRONT BOXCOVER	PC	192
	550.76.740	780C0006S LEGRABOX FREE SYMMETRICAL SILK WHITE MATT FRONT BOXCOVER	PC	192
	550.76.340	780C0006S LEGRABOX FREE SYMMETRICAL TERRA BLACK MATT FRONT BOXCOVER	PC	192
Legrabox Free Back Boxcover				
	550.76.031	780C0007I LEGRABOX FREE LEFT BACK STAINLESS STEEL BOXCOVER	PC	456
	550.76.030	780C0007I LEGRABOX FREE RIGHT BACK STAINLESS STEEL BOXCOVER	PC	456
	550.76.531	780C0007S LEGRABOX FREE LEFT BACK ORION GREY MATT BOXCOVER	PC	211
	550.76.530	780C0007S LEGRABOX FREE RIGHT BACK ORION GREY MATT BOXCOVER	PC	211
	550.76.731	780C0007S LEGRABOX FREE LEFT BACK SILK WHITE MATT BOXCOVER	PC	211
	550.76.730	780C0007S LEGRABOX FREE RIGHT BACK SILK WHITE MATT BOXCOVER	PC	211
	550.76.330	780C0007S LEGRABOX FREE RIGHT BACK TERRA BLACK MATT BOXCOVER	PC	211
	550.76.331	780C0007S LEGRABOX FREE LEFT BACK TERRA BLACK MATT BOXCOVER	PC	211

IMAGE	NEW ARTICLE	DESCRIPTION	UOM	MRP
<b>LEGRABOX INNER GALLERY</b>				
	550.74.508	ZR7.1080U LEGRABOX ORION GREY MATT CUT TO SIZE GALLERY, FOR A CABINET WIDTH = 1200 MM	PC	1109
	550.74.708	ZR7.1080U LEGRABOX SILK WHITE MATT CUT TO SIZE GALLERY, FOR A CABINET WIDTH = 1200 MM	PC	1109
	550.74.308	ZR7.1080U CROSS GALLERY TERRA BLACK MATT RECTANGULAR*FOR LEGRABOX (FOR INDIA WOOD)	PC	1109
	550.74.008	ZR7.1080U LEGRABOX ANODISED STAINLESS STEEL 2 CUT TO SIZE GALLERY, FOR A CABINET WIDTH = 1200 MM	PC	4209
<b>LEGRABOX DISTANCE ADJUSTMENT BRACKET (Adapter Piece)</b>				
	550.77.581	ZI7.4C09 LEGRABOX NYLON ORION GREY MATT LEFT DISTANCE ADJUSTMENT BRACKET	PC	105
	550.77.580	ZI7.4C09 LEGRABOX NYLON ORION GREY MATT RIGHT DISTANCE ADJUSTMENT BRACKET	PC	105
	550.77.881	ZI7.4C09 LEGRABOX NYLON R7034 YELLOW GREY LEFT DISTANCE ADJUSTMENT BRACKET	PC	105
	550.77.880	ZI7.4C09 LEGRABOX NYLON R7034 YELLOW GREY RIGHT DISTANCE ADJUSTMENT BRACKET	PC	105
	550.77.781	ZI7.4C09 LEGRABOX NYLON SILK WHITE MATT LEFT DISTANCE ADJUSTMENT BRACKET	PC	105
	550.77.780	ZI7.4C09 LEGRABOX NYLON SILK WHITE MATT RIGHT DISTANCE ADJUSTMENT BRACKET	PC	105
	550.77.381	ZI7.4C09 LEGRABOX NYLON TERRA BLACK MATT LEFT DISTANCE ADJUSTMENT BRACKET	PC	105
	550.77.380	ZI7.4C09 LEGRABOX NYLON TERRA BLACK MATT RIGHT DISTANCE ADJUSTMENT BRACKET	PC	105
<b>LEGRABOX ACCESSORIES</b>				
	550.80.187	Z57.650LU LEGRABOX FULL EXTENSION CUT TO SIZE SIDE STABILISATION SET FOR A NOMINAL LENGTH UPTO 650 MM AND A CABINET WIDTH OF MAX. 1400 MM	SET	3241
	006.32.150	SR-DREH TX2 SCREWDRIVER FOR TORX SCREWS, SLOT SHAPE / TOOL SUPPORT: TORX HEXAGONAL RECESS DIM. T20 LENGTH : 210	PC	756
	006.28.306	SR-DREH TX2 SCREWDRIVER FOR TORX SCREWS, SLOT SHAPE / TOOL SUPPORT: TORX HEXAGONAL RECESS DIM. T20	PC	795
	342.49.346	61D.1500 CHIPBOARD SCREWS, PAN HEAD, NOMINAL LENGTH: 15 MM ZINC PLATED	PC	12