

HÄFELE



www.hafeleindia.com

**AMBIENT**  
INSPIRED LIGHTING

ILLUMINATING SPACES





# INDIVIDUALISTIC DESIGN ELEMENT

Living rooms and work spaces are more unique than ever before. The expectation of functionality and comfort in furniture, furnishings and buildings is growing steadily. The design of interior lighting concepts plays a key role; it dictates the mood and ambiance of a room and thereby contributes decisively to the quality of the overall space design.

Additional lights in cabinets, compartments and suspended ceilings can enhance and supplement the light from traditional wall and ceiling light fixtures effectively. The planning of light in furniture and furnishings puts a multitude of demands on architects, electricians, contractors and finishers, and even developers and operators. The practical, aesthetic and emotional aspects of lighting ensure that the proposed concepts contribute to unique and flexible room design; in residential, commercial, office and display settings as well as in hotels and retirement homes. We at Häfele put this important element of light planning at the centre of a comprehensive collection of ideas; it comes as no surprise, therefore, that we are the pioneers of 'furniture lighting' with the widest range of lighting solutions for furniture, furnishing as well as ambient applications.

We are happy to introduce to you our one-of-its-kind, comprehensive lighting catalogue that will enable you to effectively plan the lighting needs for your home. Through this catalogue, we share with you our knowledge and expertise in understanding the functionality of different types of lighting options and how they work effectively to enhance your interior spaces. Our entire range is designed and engineered keeping three principal propositions in mind: Flexibility, Easiness and Reliability. Every light from our range provides you with utmost flexibility in application; is easy to install; and comes with the trademark reliability and assurance of 'German Quality'.

What you need to particularly look out for, in this catalogue, is our new and exciting range of LED Ceiling Lights especially designed for residential as well as commercial projects. Additionally, our third generation Loox lighting fittings and fixtures have been re-engineered keeping 'modularity' at the forefront of all designing – this gives you the flexibility to plan your lighting requirements within kitchens and wardrobes with optimum ease.

I invite you to enjoy valuable ideas and unique inspirations in this new "Ambient Lighting" Catalogue and find time to experience this functionality at our Design Showrooms. I look forward to an inspired dialogue with you.

Jürgen Wolf  
Managing Director  
(Häfele India Pvt. Ltd.)

# Contents

Lighting Systems For Furniture And Furnishings

## INTRODUCTION

PAGE

6-32

## CABINET DOWNLIGHTS



PAGE

33-55

Page 34	Page 35	Page 36	Page 37
Page 38	Page 39	Page 40	Page 42
Page 44	Page 45	Page 46	Page 47
Page 48	Page 50	Page 51	Page 52
Page 53	Page 54	Page 55	

## DECORATIVE SHELF LIGHT



PAGE

56-60

Page 57	Page 58	Page 59	Page 60
---------	---------	---------	---------




DRAWER / INNER CABINET LIGHTS



Page 62



Page 63



PAGE

61-63


READING LAMPS



Page 65



Page 66



PAGE

64-66

DISPLAY SHOWCASE LIGHTS




Page 68



Page 69



Page 70



Page 71



PAGE

67-71

## BATHROOM LIGHTS




PAGE

72-74

Page 73



Page 74



## PLINTH LIGHT



PAGE

75-76

Page 76



LED CEILING DOWNLIGHTS



PAGE

77-103



LED STRIP LIGHTS



PAGE

104-118



## WARDROBE RAIL LIGHT



Page 120



PAGE

119-120


## ALUMINIUM PROFILES




PAGE

121-127

Page 122



Page 122



Page 123



Page 123



Page 123




Page 124



Page 124



Page 124



Page 125



Page 125



Page 126



Page 126



Page 126







Page 127



Page 127



Page 127



ACCESSORIES



PAGE  
**128-145**



FURNITURE MUSIC & POWER SYSTEMS



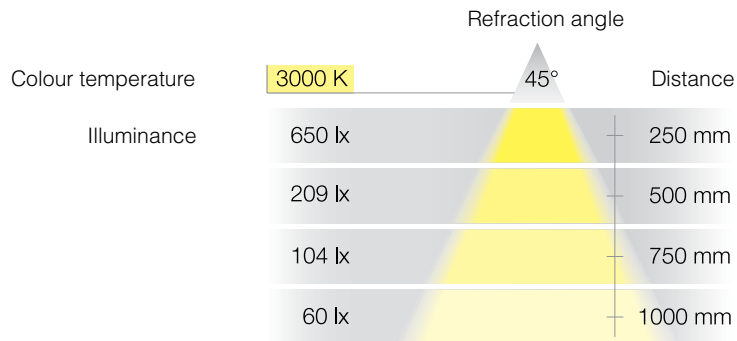
PAGE  
**146-147**



## INFORMATION

### Lighting effects and lighting technology

#### Cone of light



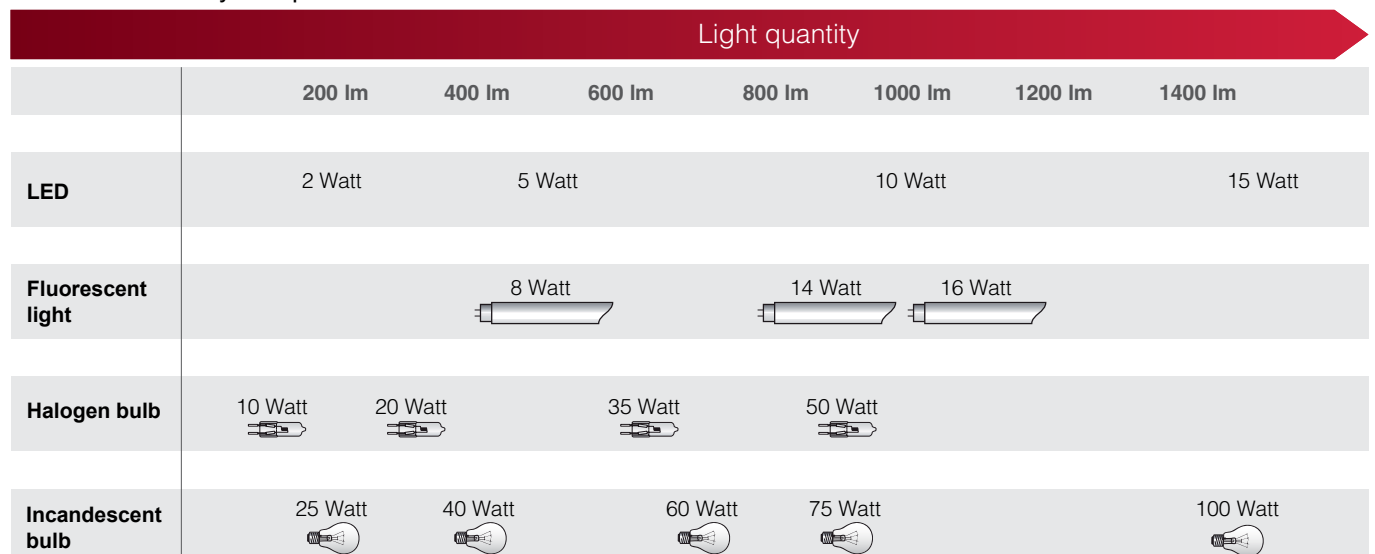
#### Light source comparison



	LED	Halogen bulb	Fluorescent light
Colour temperature	2700–6500 K	2800-3100 K	2700–6500 K
Power consumption	0.5–6 Watt	5-50 Watt	7-58 Watt
Luminous efficacy up to	140 lm/W	12–25 lm/W	45-100 lm/W
Service life	up to 50,000 hrs. (L70, i.e. no complete failure)	2000–5000 hrs.	8000-24000 hrs.
Heat generation	approx. 50 °C	approx. 90 °C	approx. 70 °C
Colour rendering index (CRI)	80–95	100	50-90

L70 means that the LED is only emitting 70 % of the original light.

#### Luminous efficacy comparison



## Standards for illumination of interior rooms: Illuminance recommendation

Interior room type, the purpose of the room or the use	Recommended illuminance
Kitchen and dining areas, Meeting rooms, Cash desk areas, Store centre areas	300 - 500 Lux
Living rooms, Bathrooms, Reception desks 300 Lux (Office, Hotel, Retirement homes), Store display panels, Restaurant areas	300 Lux
Bedrooms, Hallways/Guidance, Rest rooms, Spa and Wellness areas	200 Lux
Display windows at night	100 Lux

## Which light for which application?

	LED	RGB	Halogen	Fluorescent
<b>Type of light</b>				
Work light	•		• •	• • •
Surface light	•	•		• • •
Accent light	• • •	• •	• • •	
Decorative light	• •	• • •	• •	
<b>Areas of application</b>				
Work+ functional light	•		• •	• • •
Internal cabinet light	• • •	•	• •	•

• Good • • Better • • • Best

## Light source comparisons

	LED	Halogen	Fluorescent
Colour temperature	2700 - 6500 K	3000 K	2700 - 6500 K
Power consumption	0.5 - 6 Watt	5 - 50 Watt	7 - 58 Watt
Luminous efficacy	30 - 90 Lm/W	28 Lm/W	80 Lm/W
Service life	Approx. 50,000 hrs	Approx. 2,000 hrs	Approx. 20,000 hrs
Heat generation	Approx. 50° C	Approx. 90° C	Approx. 70° C



## LIGHT IN THE LIVING ROOM



No room today is used as frequently as the living room. The light in the living room should always be adapted to the respective atmosphere and functionality.

**Comfort light (right):** Warm white lighting provides a cosy atmosphere for watching television.

**Functional light (left):** Spot lighting helps you to find the right reading material and impressively emphasises your collection of exhibits.

**Mood light:** LED flexible strip lights provide indirect cabinet lighting.

## LIGHT IN THE KITCHEN



The kitchen is not just a place for cooking, but also a meeting point for family and friends. Good light to work and pleasant light during meals is therefore called for here. Bright light and good illumination is particularly important in the work surface area.



**Comfort light (right):** Wall units with internal lighting for indirect light and illumination of the contents.

**Functional light (left):** The work surface is fully illuminated by powerful under cabinet lights.

**Mood light:** LED flexible strip lights allow for aesthetic plinth lighting.



## LIGHT IN THE BEDROOM



The bedroom is an oasis of peace and relaxation. This is where we recharge our batteries for the next day, relax with a good book and switch off from the day's activities. Next morning, an illuminated wardrobe rail provides us with convenient assistance for choosing what to wear.

**Functional light (left):** Reading light at bed head with a flexible neck. **Comfort light (right):** The illuminated wardrobe rail in the wardrobe. **Mood light:** The indirect lighting with LED flexible strip lights at the bed head.

## LIGHT IN STORES



Particularly as far as stores are concerned, it is important to make products look appealing in every room. The intention is to make the customer aware of the product by using appealing accent lighting. Certain products or surfaces can be emphasised using this lighting.

**Comfort light (left):** Recesses are given volume using spot lights.

**Functional light (right):** Surface directed, white light is the guarantee of colour fidelity.

**Mood light:** Soft, indirect lighting reinforces the feel-good moment.

# A DIALOGUE ABOUT AMBIANCE

LED light in furniture and furnishings.  
The effective extension of the room light.

Light is a fundamental part of life. One, that affects our well-being noticeably. The bright, cool white morning light is very different from the warm glow of candles or light bulbs. Inside, one tries to mimic daylight in an effort to design the room with it. Light in furniture and furnishings blends harmoniously with the lighting of the room adding another layer to the design – a fourth dimension. This way, subtle nuances in the ambiance are created and specific areas are separated or accentuated to create a perfectly composed holistic effect.

Due to the low heat development, the small fixture size and the long service life LED lights are ideally suited for this purpose. Light colours, even differently tempered whites, are recreated realistically. With the Loox LED system work areas, presentation areas and living rooms can be illuminated for functional and decorative purposes. Well-being can be influenced in a targeted manner. And it is surprisingly simple.

Light – Engineered by Häfele

Häfele combines the knowledge of the essence of light and its high product development competence with the on-going analysis of international markets. On this basis, the high-quality Häfele LED system was developed to effectively combine the needs of customers and installers.



# A SYSTEM THAT SIMPLIFIES DESIGNING.

Light ideas that are flexible, easy and reliable to implement.

With the Hafele LED system it is easy to develop and plan flexible light ideas. The flexibility is a result of a wide selection of different components ranging from light fixtures to switches. The easy to use plug-in system with its clearly marked colour coding connects all the elements with a compact driver. Large systems with multiple or different drivers can also be created. All components are of certified quality and provide long-term reliability and peace of mind during operation.





FLEXIBLE

EASY

RELIABLE

# PLAN FLEXIBLY.

The comprehensive kit of light and functions.

To achieve different lighting effects is one thing. To respond to different installation situations, is something else altogether. With the large number of components in the Loox LED system both are possible. From the wide-angle beam of interior cabinet lighting incorporating a door contact switch combined with drawer lighting to the combination of mood and functional lighting in an open kitchen.



RECESS MOUNTED LIGHTS AND  
SURFACE MOUNTED DOWNLIGHTS.





SWITCHES.

On/off switches, dimmers, motion detectors,  
sensor switches, remote controls



FLEXIBLE LIGHTS.


LED STRIP LIGHTS.



SURFACE MOUNTED LIGHTS,  
GLASS EDGE LIGHTING, ALUMINIUM  
PROFILES, PLINTH LIGHTS, ...

# EASY AND QUICK INSTALLATION.

The intelligent plug and play system with easily understandable colour coding.



## PLUG AND PLAY.

Loox has 4 power systems for the different LED lights with matching drivers as central switching devices. 12 V and 24 V (parallel connection) for universal applications ranging from ambient light to functional light with different light outputs, 350 mA and 700 mA (series connection) specially for spot lighting with low wattage.

Clear colour coding of the plugs with individual design makes the system easy to assemble and install. It can easily be installed without the need for an electrician.



MAINS  
PLUG

DRIVER

SWITCH

LIGHTS





COLOUR  
CONSISTENCY –  
AFTER-Market  
REPLACEMENT  
ASSURANCE

OPTIMUM  
COLOUR  
RENDERING  
INDEX

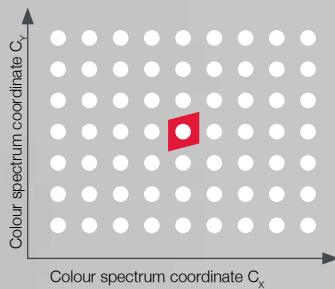
ALL  
COMPONENTS  
ARE HIGHLY  
RELIABLE

# ENSURING CUSTOMER SATISFACTION.

Consistently high quality level with certified Häfele standards.

Consistent colour quality and performance. An important factor for new technologies is the reliability in use. Häfele has therefore set high standards for the selection of materials, which are continually tested and certified internationally. Setting a narrow binning is one of them. LEDs are tested and sorted for colour, luminous flux and forward voltage after production. Häfele selects the highest quality class LEDs for maximum durability, energy efficiency and to ensure after market replacement quality. Häfele has an extensive list of quality criteria in order to ensure reliable products and long-term customer satisfaction.

## Häfele Binning



Close selection criteria ensure quality.



INTERNATIONAL  
QUALITY  
CERTIFICATES



## TO SEE, OBSERVE OR WATCH?

Designing with light functions.

In the 1950s, Richard Kelly, a pioneer of lighting design, already differentiated between light to see – ambient luminescence, focal glow – the illumination of an object or area, and play of brilliance – in which the light itself is the object to observe.


### Emphasising room dimensions.

The Hafele LED system also makes other, more specific, functions to use light as a design element in furniture and therefore also in the room. Task lighting describes lighting, which is used to illuminate a workarea in a Kitchen, or the bathroom countertop. Ambient lighting balances room dimensions and facilitates spatial orientation. The narrow beam of spot lighting is used to highlight interesting objects or features.

The versatility of applications and combinations of lights within the Hafele LED system create the opportunity to emphasize the dimensions of rooms and an ambiance to furniture that provides a holistic connection with the room.



Task Light



Ambient Light



Task Light

Spotlight



## INVIGORATING OR RELAXING.

Designing with colour temperature.

Light with a high blue component has an invigorating effect on the body. Just like the cool fresh light of an early morning. By comparison, strong red and yellow coloured light has a relaxing effect and evokes a state of rest. Just like the warm glow in the late afternoon or a candle.

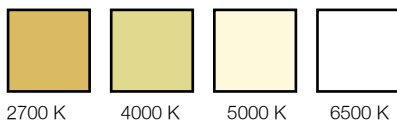
### Knowledge creates opportunities.

The colour of the light, also referred to as colour temperature (measured in K = Kelvin), controls our state of well-being. Using Hafele LED lights, you can deploy this effect in a targeted manner. Hafele LED lights are available in colour temperatures ranging from 2700-6500 K. Cool white light is ideal for task lighting, warm white light is ideal for an ambient lighting setting.

The use of multi-white lights integrates open Kitchens into the living environment. In the morning, bright and invigorating cool light illuminates the work surface; in the afternoon the light is warmer and in the evening it is dimmed to a warm white for a relaxing ambiance. The transition is stepless and remote controlled.

RGB lights can be supplemented to add intense light colours for individually adjustable decorative effects.

### Colour temperature


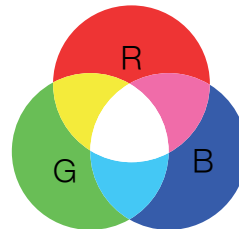


2700 K    4000 K    5000 K    6500 K



multi-white

### Colour mixing






Cool White



Warm White



Warm White



Cool White





# MANY OPTIONS. LOW COST.

The LED lighting system. Light – Engineered by Häfele.

The intelligent drivers represent the core of the Loox system. Not only do they provide different number of lights with the power that is required, but they are also suitable for the different voltages and frequencies all over the world. They recognise different types of switches, can be used for dimming and can be combined in many different ways. International testing and certification make the use thereof extremely safe and easy.


All of the system components are described in detail on the pages that follow. Please also ask for the Loox 'Quick Select', which contains a wide range of application examples and wiring diagrams.



12 V    24 V    350 mA    700 mA


## SYSTEM

Coordinated components turn Loox into an atmospheric LED system for almost any application. From simple to complex: plug and play. Flexible planning, easy to install, always reliable and peace of mind during operation.



## MODULARITY

The lights and switches are cabled so that they can be connected to the driver at both sides. This means that a switch can be replaced with a dimmer at a later date without having to re-lay the cable. Different covers give recess mounted lights and surface mounted downlights a different look.



12 V



24 V



350/700mA

### LIGHT INTENSITY

12 V system: Mainly used for ambient and mood light.  
24 V system: Mainly used for functional light because of the higher light intensity.  
350 mA / 700 mA system: Mainly used as a spotlight because of the high light intensity.



### CONTROL

Switch and control – suitable for any requirement. Different cable-connected switches, continuously adjustable remote controllers for light colours and temperatures, and radio switches that are completely independent of the location create new freedom in furniture planning.

# LED LIGHTING TECHNOLOGY

LEDs (Light Emitting Diodes) can vary the properties of the light that is generated, and generate almost the entire colour spectrum. Unlike normal light bulbs and halogen lamps, LEDs generate little heat. They use lesser energy and have a long service life.

## THE ADVANTAGES:

- > Long lasting  
LED lights have an extremely long service life of up to 25 years or more than 40,000 to 50,000 hours.
- > Insensitive  
LEDs have an extremely small and robust design. This makes handling easier during furniture construction and transport.
- > Low heat generation  
Because of their extremely low power consumption, LED lights hardly generate any heat. This means that LED lighting systems are particularly suitable for displays.
- > Energy-saving  
LED lights use an impressive 90 percent less power than conventional light bulbs! This means that they can be used to implement modern lighting scenarios in furniture, and still be in line with the energy saving trend.
- > Powerful  
Modern LED lights are bright and have a saturated light colour. They achieve full brightness as soon as they are switched on. LED furniture lighting therefore has a lasting effect at the push of a button.
- > Rich in variants  
LED lights are available in different colours and can also be designed as colour changing lights. This allows the colour temperature to be coordinated with furniture contents such as exhibits in the best possible way.

## THE LOOX LIGHTING TECHNOLOGY

The Loox LED technology incorporates different power systems. A system is decided on by choosing the driver or a particular light. The choice of system is an important decision, because the driver that is selected can only be combined with lights from the same system.

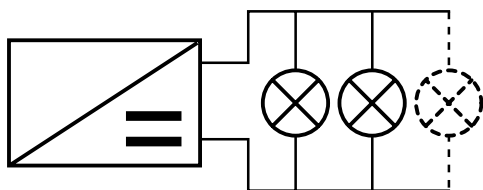
**12 V System** *Spoiled for choice with the 12 V system*  
The LED lights are voltage-controlled and connected in parallel in the 12 V system. The slots on the driver can be freely allocated. 12 V lights are among the most widespread at present.

**24 V System** *Powerful 24 V system*  
Technically speaking, the 24 V system is identical to the 12 V system, but has a considerably higher power level. 24 V lights can therefore be used when extremely bright lights are required.

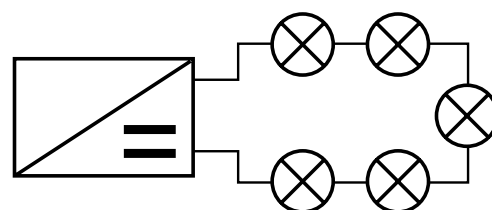
**350 mA System** *Spotlights in the 350 mA system*  
The LED lights in the 350 mA system are current-controlled and connected in series. This means that each slot has to be either occupied or must have a bridge. 350 mA lights provide extremely great light output and are particularly suitable for spotlighting.

**700 mA System** *Spotlights in the 700 mA system*  
700 mA system is the same as 350 mA system. The LED lights in the 700 mA system are current-controlled and connected in series. Hence in the same way the plugs are to be preoccupied or bypassed. The 700 mA lights are high powered and suitable for spot lighting.

## SWITCHING



Parallel connection for 12 V & 24 systems



Series connection for 350 mA & 700 mA system





# CABINET DOWNLIGHTS

When it comes to furniture lighting, one has to admit the importance of Inside Cabinet Downlights. Available with latest LED technology, these lights come in several designs and shapes to meet your individual requirement. They fit snugly inside the cabinet base while working hard to enhance your functionality and aesthetics. A perfect way to illuminate your kitchen in the true international way!

## Cabinet Downlights

Surface Mounted Rechargeable LED Light With Motion (Pir) Sensor

**BATTERY OPERATED**



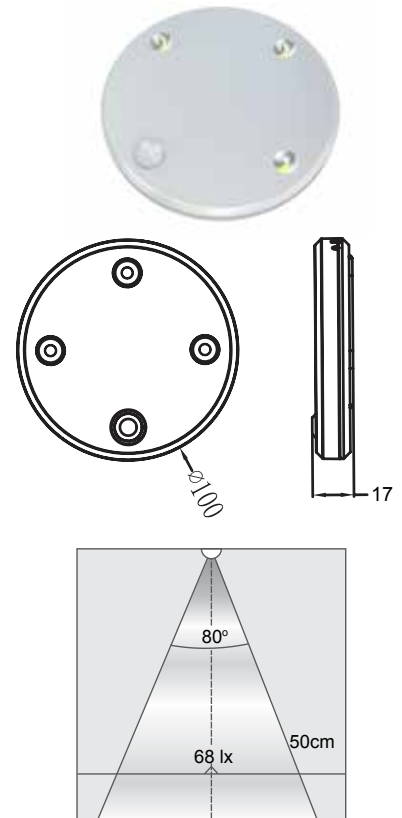
### Specifications

- ❑ Surface mounted battery operated LED light with motion (PIR) sensor.
- ❑ Motion Detector: 120° detection. Range upto 2 m & 30 secs delay.
- ❑ Charging time: 3-4 hrs. Recharged by mini USB cable.

### Supplied With

- ❑ 1 light fitting.
- ❑ Installation instructions.
- ❑ Mounting plate with screws.

Article No.	Diameter (mm)	Depth (mm)	Output (Watts)	Colour Temp. (K)	Finish
833.87.012	100	17	0.6	6500	Plastic Silvery Grey



Powered by Li-Polymer Battery (USB Chargeable)

# Cabinet Downlights

## Surface Mounted Rechargeable LED Drawer Light

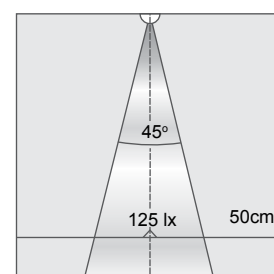
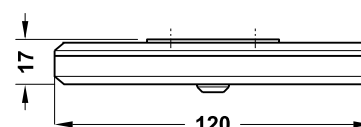
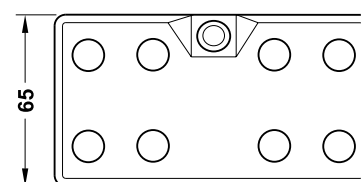


### Specifications

- ❑ Surface mounted battery operated LED light with PIR sensor.
- ❑ The LED battery-operated light is the economical version for illuminating cabinets and storage space.
- ❑ Number of LED: 8 LED's.
- ❑ Can be charged by using USB mini cable.
- ❑ Integrated motion sensor. 120° detection range upto 2 m & 30 secs delay time.

### Supplied With

- ❑ 1 light fitting.
- ❑ Installation instructions.
- ❑ Mounting plate with screws.
- ❑ 8 m mini USB charging cable.



Article No.	Length (mm)	Width (mm)	Height (mm)	Output (Watts)	Colour Temp. (K)	Finish
833.87.013	120	65	17	0.8	6500	Plastic, Silver coloured

Note: Additional connectors to be ordered separately.

## Cabinet Downlights

Surface/Recessed Mounted

350 mA SYSTEM



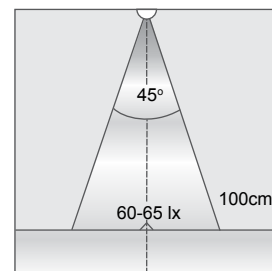
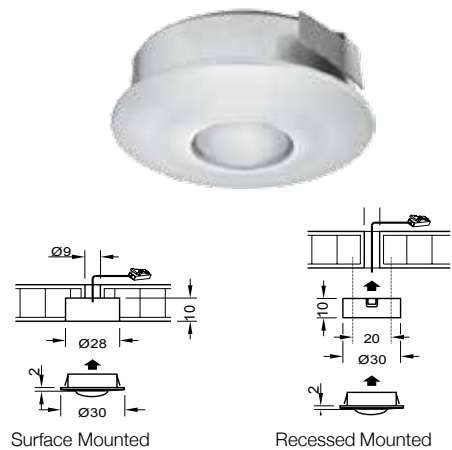
### Specifications

- ❑ Surface/Recessed mounted round mini cabinet LED downlight.
- ❑ The integrated lens centers & intensifies the light spot.
- ❑ Life: 50,000 hours.
- ❑ Dimmable.

### Supplied With

- ❑ 2 meters cable & JST connector with each light.
- ❑ Installation instructions.

Article No.	Diameter (mm)	Height (mm)	Output (Watts)	Colour Temp. (K)	Finish
833.78.100	30	12	1	3000	Plastic, Silver Coloured Anodized
833.78.101	30	12	1	6000	Plastic, Silver Coloured Anodized



➔ For 350 mA drivers refer to page 140-141

# Cabinet Downlights

## Surface/Recessed Mounted



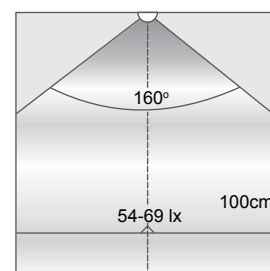
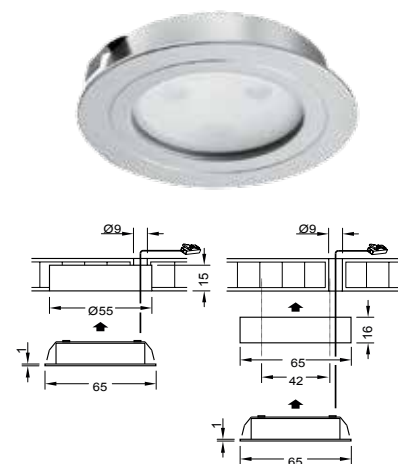
### Specifications

- ❑ Surface/Recessed mounted round cabinet LED downlight.
- ❑ High power LED
- ❑ Different mounting options available.
- ❑ Dimmable.
- ❑ Life: 50,000 hours.

### Supplied With

- ❑ 2 meters cable with JST connector with each light.
- ❑ Installation instructions.

Article No.	Diameter (mm)	Height (mm)	Output (Watts)	Colour Temp. (K)	Colour Temp. (K)
833.78.140	65	15	3	3000	Nickel Matt Aluminium
833.78.150	65	15	3	6000	Nickel Matt Aluminium



For surface mounting, add round & triangular housing mentioned below



Article No.: 833.80.710  
Surface mounted ring,  
65 x 15 mm (Ø x H)



Article No.: 833.80.711  
Triangular surface mounted housing,  
135 x 118 x 40 mm (L x W x H).

➔ For 350 mA drivers refer to page 140-141

## Cabinet Downlights

Surface/Recessed Mounted

350 mA SYSTEM

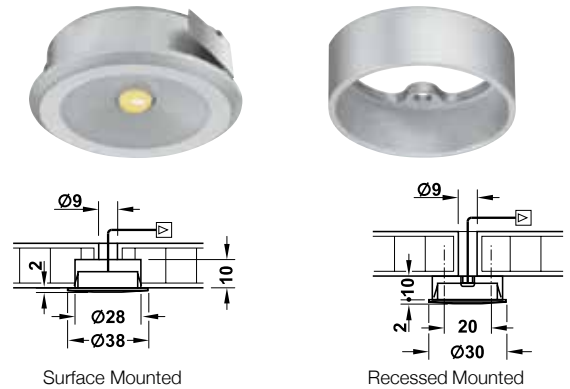


### Specifications

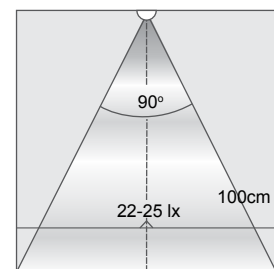
- ❑ Surface/Recessed mounted round mini cabinet LED downlight.
- ❑ The integrated lens centers & intensifies the light spot.
- ❑ Life: 50,000 hours.
- ❑ Dimmable.

### Supplied With

- ❑ 2 meters cable & JST connector with each light.
- ❑ Installation instructions.



Article No.	Diameter (mm)	Height (mm)	Output (Watts)	Colour Temp. (K)	Finish
833.78.080	30	12	1	3000	Plastic, silver coloured anodized



➔ For 350 mA drivers refer to page 140-141



# Cabinet Downlights

## Surface Mounted



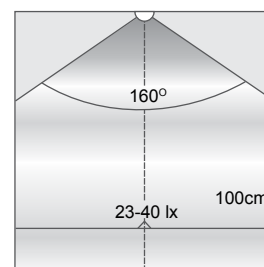
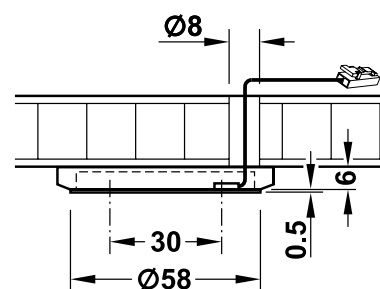
### Specifications

- ❑ Surface mounted light.
- ❑ Flat shaped.
- ❑ Life: 50,000 hrs.

### Supplied With

- ❑ 1 light and 1 frosted replacement glass.
- ❑ 2 m lead and mounting accessories.

Article No.	Diameter (mm)	Height (mm)	Output (Watts)	Colour Temp. (K)	Finish
833.73.200	58	6.5	1.5	5000	Plastic, Silver Coloured
833.73.210	58	6.5	1.5	3000	Plastic, Silver Coloured



➔ For 12 V drivers refer to page 142-144

## Recess Mounted Light

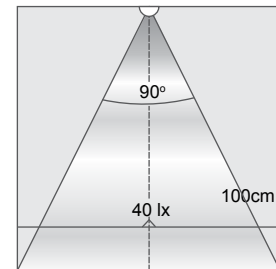
Surface Mounted Downlight, Round

12 V SYSTEM



### Specifications

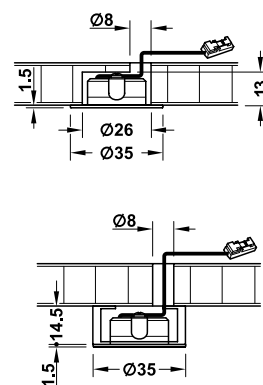
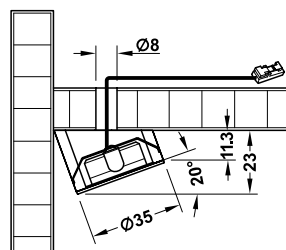
- ❑ Modular fitment comes with different recess & surface mounting options.
- ❑ IP44 when recessed.
- ❑ Dimmable.
- ❑ Drill hole Ø: 26 mm.
- ❑ Installation: For mounting in drilled hole, with clip fastener or for screw fixing.
- ❑ Life: 50,000 hrs.







### Supplied With


- ❑ 1 light.

Article No.	Diameter (mm)	Height (mm)	Output (Watts)	Colour Temp. (K)	Finish
833.72.040	35	14	1.5	3000	Aluminium, Silver Plated Polished
833.72.041	35	14	1.5	4000	Aluminium, Silver Plated Polished
833.72.042	35	14	1.5	5000	Aluminium, Silver Plated Polished



- 

 Housing for surface mounting, round  
 > Article. No. 833.72.831  
 Silver coloured anodized
- 

 Housing for surface mounting, wedge-shaped  
 > Article. No. 833.72.832  
 Silver coloured anodized


With a housing for surface mounting the degree of protection is IP20.

 For 12 V drivers refer to page 142-144

## Recess Mounted Light

Surface/Recessed Mounted

12 V SYSTEM

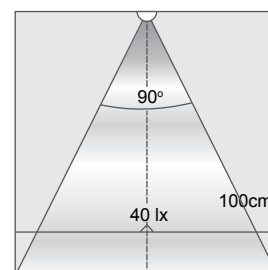


### Specifications

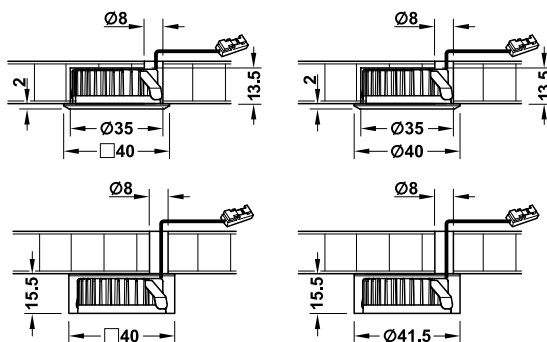
- ❑ Extremely powerful illuminance.
- ❑ Modular fitment comes with different recess & surface mounting options.
- ❑ Dimmable.
- ❑ Drill hole Ø: 35 mm.
- ❑ Installation: For mounting in drilled hole, with clip fastener or for screw fixing.
- ❑ Life: 50,000 hrs.



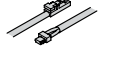
### Supplied With


- ❑ 1 light



Article No.	Diameter (mm)	Height (mm)	Output (Watts)	Colour Temp. (K)	Finish
833.72.140	38.5	15	1.5	3000	Aluminium
833.72.141	38.5	15	1.5	4000	Aluminium
833.72.142	38.5	15	1.5	5000	Aluminium



- +**  Housing for recess mounting, silver col.  
 >Round Art. No. 833.72.145  
 >Square Art. No. 833.72.146
-  Housing for recess mounting, silver col.  
 >Round Art. No. 833.72.143  
 >Square Art. No. 833.72.144
-  Lead  
 >500 mm Art. No. 833.72.128  
 >1000 mm Art. No. 833.72.129  
 >2000 mm Art. No. 833.72.123

 For 12 V drivers refer to page 142-144



## Cabinet Downlights

Surface Mounted

12 V SYSTEM



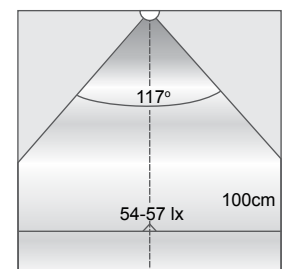
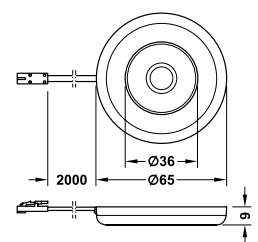
### Specifications

- ❑ Edge is illuminated.
- ❑ No LED dots visible.
- ❑ Surface mounted light.
- ❑ Dimmable.
- ❑ Installation: For screw fixing
- ❑ Life: 50,000 hrs.

### Supplied With

- ❑ 1 light with 2 m lead and fixing material.

Article No.	Diameter (mm)	Height (mm)	Output (Watts)	Colour Temp. (K)	Finish
833.72.050	65	9	2.6	3000	Aluminium, Silver Coloured Anodized, Plastic
833.72.051	65	9	2.6	4000	Aluminium, Silver Coloured Anodized, Plastic
833.72.052	65	9	2.6	5000	Aluminium, Silver Coloured Anodized, Plastic



➔ For 12 V drivers refer to page 142-144

# Cabinet Downlights

Recessed Mounted



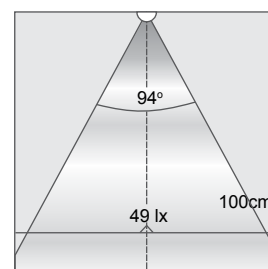
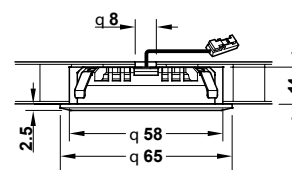
## Specifications

- ❑ Homogenous light output.
- ❑ IP65 when recessed.
- ❑ Dimmable.
- ❑ Drill hole Ø: 58 mm.
- ❑ Installation: For mounting in drilled hole, with clip fastener.
- ❑ Life: 50,000 hrs.

## Supplied With

- ❑ 1 light with 4 m lead

Article No.	Diameter (mm)	Height (mm)	Output (Watts)	Colour Temp. (K)	Finish
833.72.091	65	16.4	2.5	3000	Zinc Alloy, Nickel plated matt



➔ For 12 V drivers refer to page 142-144

## Cabinet Downlights

Surface/Recessed Mounted

12 V SYSTEM



### Specifications

- Evenly distributed light.
- Ideal for atmospheric lighting in all areas.
- Two installation types and three light colours.
- IP44 when recessed.
- Dimmable.
- Life: 50,000 hours.

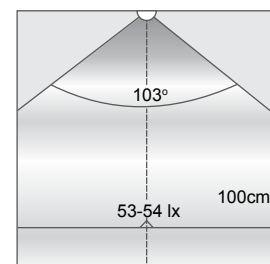
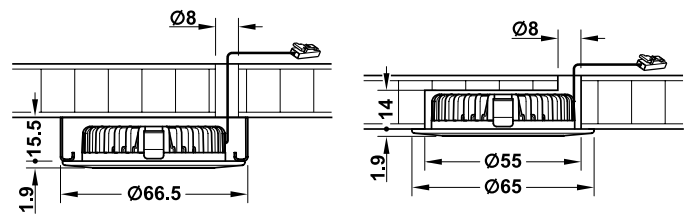
### Supplied With

- 1 light with 2 m lead and mounting accessories

Article No.	Diameter (mm)	Height (mm)	Output (Watts)	Colour Temp. (K)	Finish
833.72.020	65	14.7	2.7	3000	Zinc Alloy, Nickel Plated Matt
833.72.021	65	14.7	2.7	4000	Zinc Alloy, Nickel Plated Matt
833.72.022	65	14.7	2.7	5000	Zinc Alloy, Nickel Plated Matt



Surface mounted housing  
Article. No. 833.72.800  
Nickel plated matt  
Dimensions: 66.5 X 15.5 mm (Ø X H)



For 12 V drivers refer to page 142-144

# LED Bar for Inner Cabinet

Surface Mounted

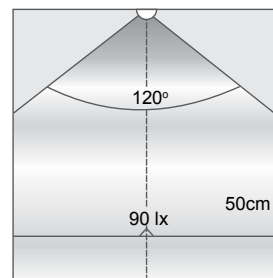
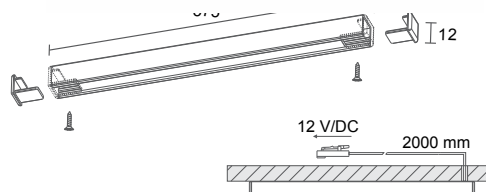


## Specifications

- ❑ Surface mounted LED strip for inner cabinet lighting.
- ❑ High brightness SMD LED.
- ❑ Life: 50,000 hours.

## Supplied With

- ❑ 1 light.
- ❑ Installation instructions.



Article No.	Length (mm)	Width (mm)	Height (mm)	Output (Watts)	Colour Temp. (K)	Finish
833.73.040	575	13	12	1.8	6400	Anodized aluminium casing with translucent prismatic cover.
833.73.050	575	13	12	1.8	3400	Anodized aluminium casing with translucent prismatic cover.

➔ For 12 V drivers refer to page 142-144

## Recess Mounted Light

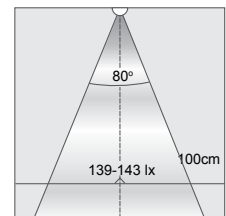
Surface/Recessed Mounted

12 V SYSTEM



### Specifications

- ❑ Extremely powerful illuminance.
- ❑ 58 mm Diameter (mm) for drill hole, ideal for replacing halogen bulbs.
- ❑ Modular fitment comes with different recess & surface mounting options.
- ❑ Chip on board technology (COB).
- ❑ Dimmable.
- ❑ Drill hole Ø: 58 mm.
- ❑ Installation: For mounting in drilled hole, with clip fastener or for screw fixing.
- ❑ Life: 50,000 hrs.

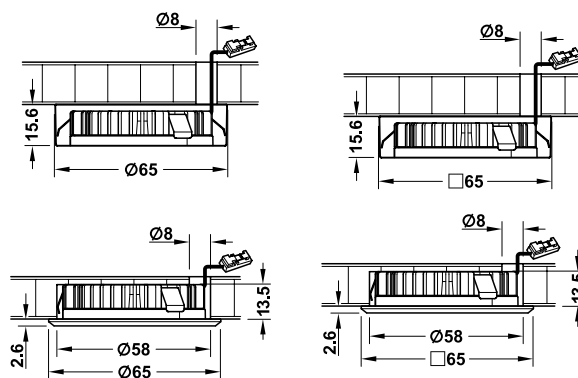


### Supplied With

- ❑ 1 light

Article No.	Diameter (mm)	Height (mm)	Output (Watts)	Colour Temp. (K)	Finish
833.72.120	61.2	15.6	3.8	3000	Aluminium
833.72.121	61.2	15.6	3.8	4000	Aluminium
833.72.122	61.2	15.6	3.8	5000	Aluminium






- 


Housing for surface mounting, silver col.  
 >Round Art. No. 833.72.124  
 >Square Art. No. 833.72.125
- 

Housing for recess mounting, silver col.  
 >Round Art. No. 833.72.126  
 >Square Art. No. 833.72.127
- 

Lead  
 >500 mm Art. No. 833.72.128  
 >1000 mm Art. No. 833.72.129  
 >2000 mm Art. No. 833.72.123

 For 12 V drivers refer to page 142-144

## LED Bar for Inner Cabinet Light Recessed Mounted

12 V SYSTEM



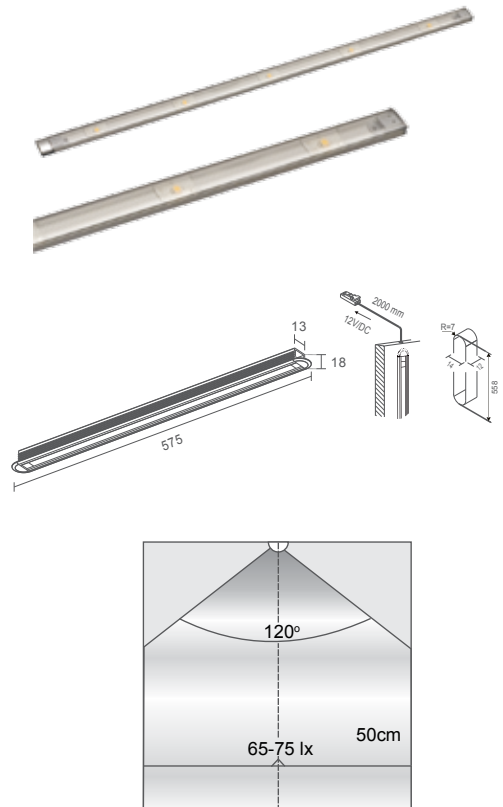
### Specifications

- ❑ Recessed mounted LED strip for inner cabinet lighting.
- ❑ High brightness SMD LED.
- ❑ Life: 50,000 hours.

### Supplied With

- ❑ 1 light.
- ❑ Installation instructions

Article No.	Length (mm)	Width (mm)	Height (mm)	Output (Watts)	Colour Temp. (K)	Finish
833.00.720	575	12	14	2.76	3200	Anodized aluminium casing with translucent prismatic cover.



➔ For 12 V drivers refer to page 142-144

# Under Cabinet Lights

Surface Mounted

With Touch Sensor Switch

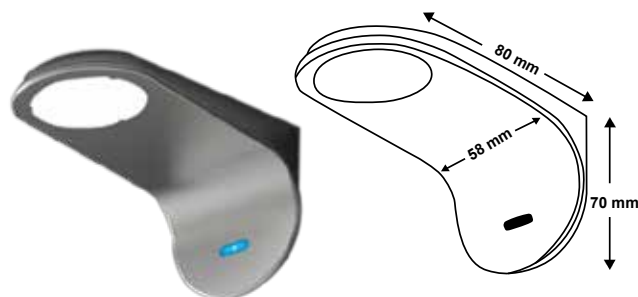


## Specifications

- ❑ Surface mounted LED downlight for under cabinet lighting with IR sensor.
- ❑ High brightness SMD LED with extremely low power consumption
- ❑ Wattage: 4.8 W.
- ❑ Dimmable
- ❑ Life: 50,000 hours.

## Supplied With

- ❑ 1 light.
- ❑ Installation instructions



Article No.	Length (mm)	Width (mm)	Height (mm)	Output (Watts)	Colour Temp. (K)
833.02.065	58	80	70	4.8	3000

## Under Cabinet Lights

Surface Mounted

12 V SYSTEM



### Specifications

- ❑ Surface mounted LED downlight for under cabinet lighting with IR sensor.
- ❑ High brightness SMD LED with extremely low power consumption
- ❑ Wattage: 2.7 W.
- ❑ Dimmable
- ❑ Life: 50,000 hours.

### Supplied With

- ❑ 1 light.
- ❑ Installation instructions



Article No.	Length (mm)	Width (mm)	Height (mm)	Output (Watts)	Colour Temp. (K)
833.02.514	60	60	9	2.7	3000

# Cabinet Downlights

Surface Mounted with Sensors



## Specifications

- ❑ Recessed/Surface mounted.
- ❑ IP44 when recessed.
- ❑ Smooth change from cool to warm white.
- ❑ Ideal for making different lighting scenarios.
- ❑ Suitable for living area and bathrooms.
- ❑ Colour can be adjusted with multi white mixture.
- ❑ Life: 50,000 hours.

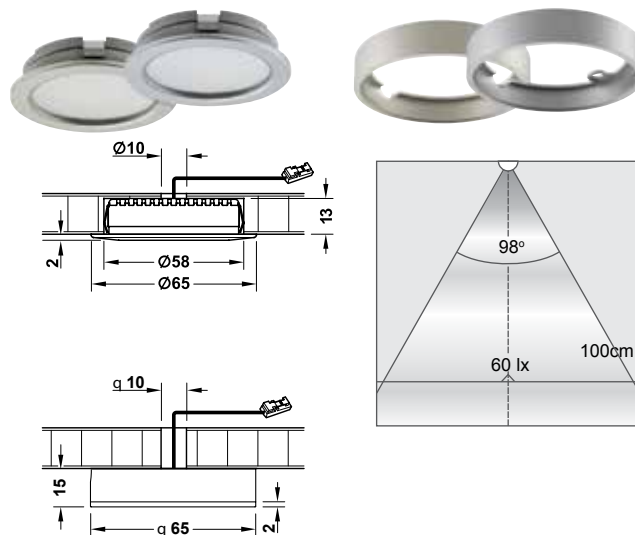
## Supplied With

- ❑ 1 light with 2 m lead and fixing material

Article No.	Diameter (mm)	Height (mm)	Output (Watts)	Colour Temp. (K)	Finish
833.75.051	65	15	2.9	2700 - 5000	Plastic
833.75.050	65	15	2.9	2700 - 5000	Plastic

### Note:

- > Colour temperature can be adjusted with the multi white mixer
- > Maximum of 60 Watts can be connected to the multi white mixer
- > Max. 10 multi white mixers can be controlled with 1 remote control within a radius of 15 m



**+** Bezel

- > Article No. 833.75.740, Nickel plated matt
- > Article No. 833.75.741, Silver coloured anodized

With a bezel the degree of protection is IP20.

**+** Remote control for multi white mixer

- > Article No. 833.77.786

**+** Multi white mixer with 8-way distributor, max. 60 W

- > Article No. 833.77.787

Power consumption 0.6 W

**➔** For 24 V drivers refer to page 145



## Cabinet Downlights

Surface/ Recessed Mounted

24 V SYSTEM



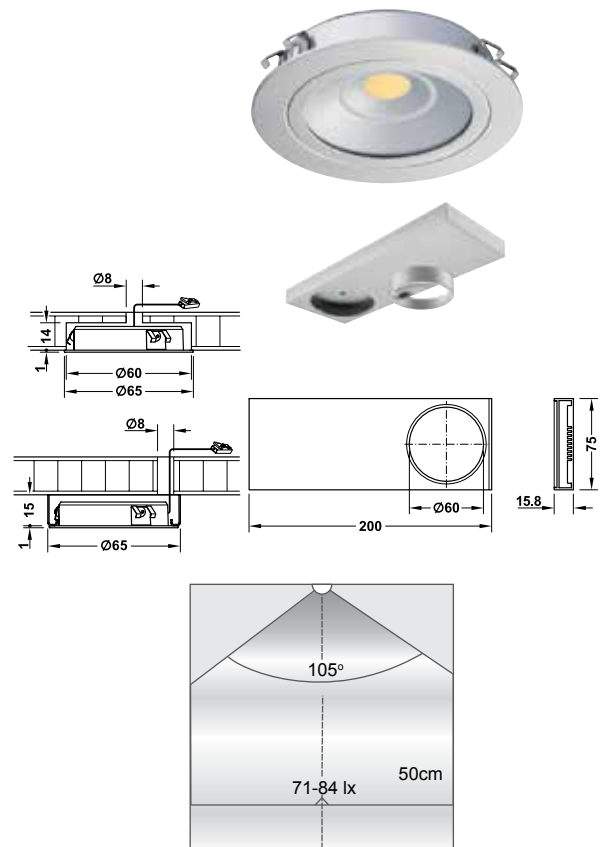
### Specifications

- ❑ Bright homogenous luminosity.
- ❑ Could be recessed and surface mounted.
- ❑ Available in multiple surface mounted options.
- ❑ Dimmable.
- ❑ Life: 50,000 hours.

### Supplied With

- ❑ 1 light & 1 frosted replacement glass
- ❑ 2 m lead and mounting accessories

Article No.	Diameter (mm)	Height (mm)	Output (Watts)	Colour Temp. (K)	Finish
833.75.040	65	13	3.25	3000	Aluminium, silver coloured anodized
833.75.041	65	13	3.25	4000	Aluminium, silver coloured anodized
833.75.042	65	13	3.25	6000	Aluminium, silver coloured anodized



➔ For 24 V drivers refer to page 145

**+** **Surface mounted housing**  
Article No. 833.77.730  
Surface mounted ring,  
Nickel plated matt  
Dimensions: 65 X 14 mm (Ø X H)

**Rectangular surface mounted housing**  
Article No. 833.77.731  
Nickel plated matt  
Dimensions: 65 X 14 mm (Ø X H)

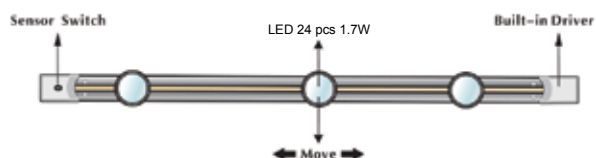
# Under Cabinet Light

Bar Shaped, Slidable

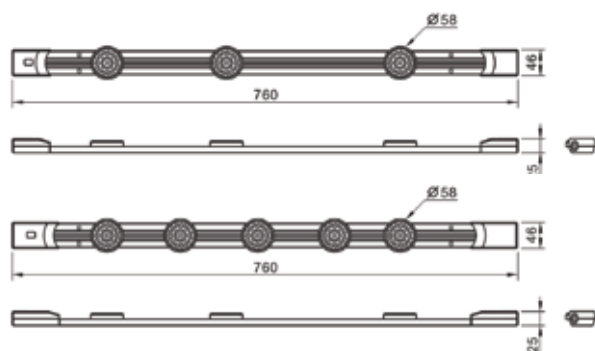
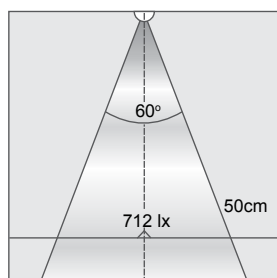
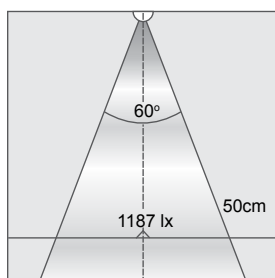


## Specifications

- ❑ The infrared sensor and built in driver.
- ❑ Each LED lamp head can be moved freely on the track.
- ❑ Each light unit can be linked with other units through connectors.
- ❑ OPAL diffuser for no visibility of dots.
- ❑ Life: 35000 hrs.



Article No.	Length (mm)	Width (mm)	Height (mm)	Output (Watts)	No. of Lights	Colour Temp. (K)	Finish
833.13.123	760	46	25	6.8	3	3000	Silver
833.13.125	760	46	25	10	5	3000	Silver





## DECORATIVE SHELF LIGHT

---

Decorative shelf lights add the much needed zing & drama to enhance your furniture and design objects. They add dimension of style and aesthetics to match the individualistic grace at your home.

# Cabinet Shelf Lights

## Bottom Shelf





### Specifications

- ❑ LED Bottom Cabinet Shelf Light.
- ❑ High brightness SMD LED.
- ❑ Built-in on / off switch
- ❑ Load bearing capacity - 25 Kgs.
- ❑ Life: 50,000 hours.

### Supplied With

- ❑ 1 bottom shelf light.
- ❑ Mounting screws.
- ❑ Installation instructions.



Article No.	Length (mm)	Depth (mm)	Height (mm)	Output (Watts)	Colour Temp. (K)	Finish
833.02.070	567	300	37	6	4000	Anodized Aluminium with tempered glass
833.02.071	867	300	37	9	4000	Anodized Aluminium with tempered glass

➔ For 12 V drivers refer to page 142-144

## LED Glass Shelf Lights

For Inner Cabinets

12 V SYSTEM



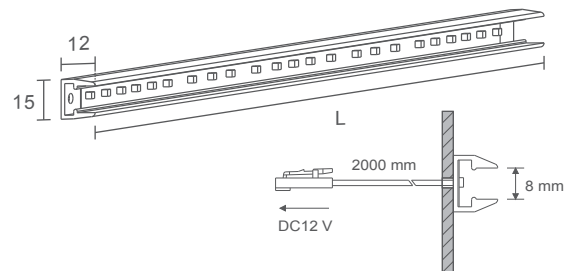

### Specifications

- ❑ Dimmable.
- ❑ Without load bearing function.
- ❑ The glass edge light is pushed onto the glass shelf from the rear.
- ❑ Can be shortened at both ends by 10 mm.
- ❑ Optimum glass thickness 8 mm.
- ❑ Life: 50,000 hours.

### Supplied With

- ❑ 1 light.
- ❑ Installation instructions.

Article No.	Length (mm)	Depth (mm)	Height (mm)	Output (Watts)	Colour Temp. (K)
833.74.050	563	15	12	2.5	3400
833.74.051	863	15	12	4	3400



Note:  
LED Driver (833.80.900 / 833.30.901) & Mains plug (833.89.002) to be ordered separately.

➔ For 12 V drivers refer to page 142-144



# Cabinet Shelf Light

## Mini Profile



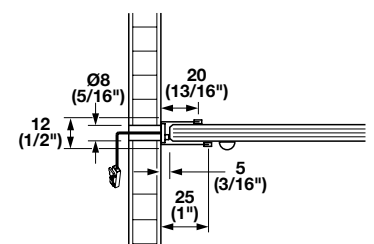
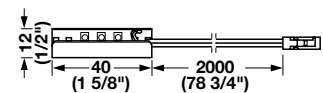

### Specifications

- Dimmable.
- Without load bearing function.
- The glass edge light is pushed onto the glass shelf from the back.
- Life: 50,000 hours.


### Supplied With

- 2 m lead.

Article No.	Length (mm)	Depth (mm)	Height (mm)	Output (Watts)	Colour Temp. (K)	Finish
833.74.130	40	25.5	12	0.2	6000	Stainless Steel, Shiny



Note:  
LED Driver (833.80.900 / 833.30.901) & Mains plug (833.89.002) to be ordered separately.

 For 12 V drivers refer to page 142-144

## Decorative Shelf Lights

Box Design



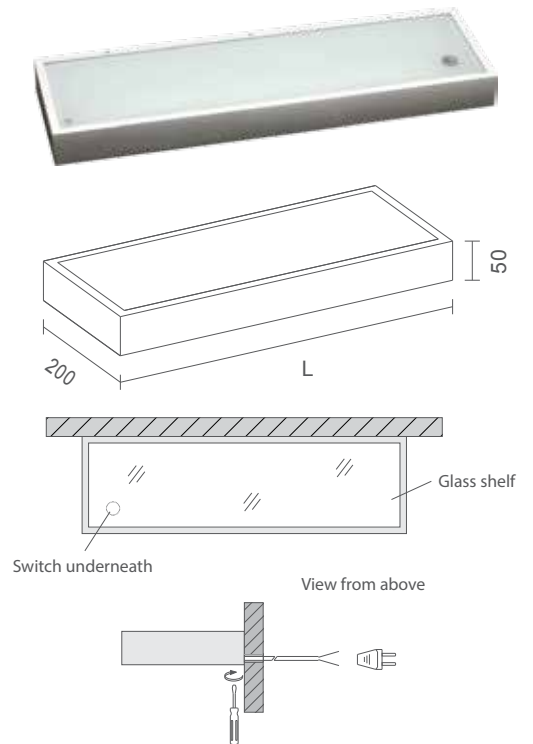
### Specifications

- ❑ LED Lit Glass Shelf Box.
- ❑ Built-in LED driver.
- ❑ Works directly on 220 VAL mains.
- ❑ Built-in on/off switch.
- ❑ Life: 50,000 hours (LED).
- ❑ Load Bearing capacity -10 kgs

### Supplied With

- ❑ 1 glass shelf light.
- ❑ Installation instructions.

Article No.	Length (mm)	Width (mm)	Height (mm)	Output (Watts)	Colour Temp. (K)	Finish
833.14.271	600	200	50	6	6400	Silver Anodized Aluminium
833.14.272	900	200	50	9	6400	Silver Anodized Aluminium





## DRAWER / INNER CABINET LIGHTS

Lighten up the contents of your drawer as you open them with built in drawer lighting. Drawer lighting is an efficient and convenient solution which when added to a design brings about the ultimate ease of use. Häfele's range of efficient drawer lights illuminates the insides of the drawer when opened thereby enabling you to reach out for exactly what you want. Häfele's drawer lights use the infrared sensor technology to activate its energy efficient LED fittings that brighten up the farthest reaches of your drawer. Häfele offers you several design and size options keeping in mind the modularity of furniture.



## Rechargeable Drawer Light

USB Charging

BATTERY OPERATED

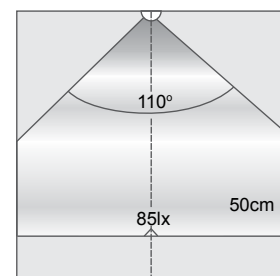
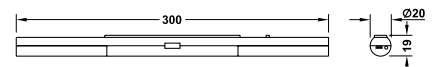



### Specifications

- Battery Operated Surface Mounted LED Drawer Light.
- Built-in infra red sensor switch.
- Detector range: Max 160 mm.
- Can be charged using mini cable.
- Has an option of active On/Off switch or door sensor switch.
- Energy saving after 30 secs.

### Supplied With

- 1 light with mounting plate for screw fixing and 0.8 m min-USB charging cable



Article No.	Length (mm)	Diameter (mm)	Output (Watts)	Colour Temp. (K)	Finish
833.87.020*	20	300	0.6	6500	Plastic Nickel Plated Matt Finish

\* Micro USB

Note: Can be charged using mini & micro USB

# LED Drawer Light

With Infra Red Sensor



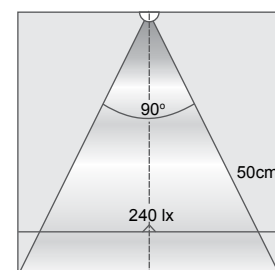

## Specifications

- ❑ LED Drawer Light with Built-in Infra Red Sensor.
- ❑ Life: 50,000 hours.

## Supplied With

- ❑ 1 Light.
- ❑ Installation instructions.

Article No.	Length (mm)	Output (Watts)	Colour Temp. (K)	Finish
833.01.003	563	2.4	6400	Silver anodized aluminium profile
833.01.006	863	5.2	6400	Silver anodized aluminium profile



➔ For 12 V drivers refer to page 142-144



## READING LAMPS

During the last couple of years the bedroom has transformed from a sleeping place to a personal sanctuary where you unwind, watch television or read a book. Bedroom lighting such as reading lamps should be soothing, soft and warm to match all your requirements. After a day of hard work at home or in office, the best time to catch up on some quality reading is just right before bed. A good, high quality reading lamp not only helps you enjoy that book but also creates a comfortable reading experience that does not interfere with others sleeping nearby. Häfele's collection of reading lamps provide you with excellent illumination and come with integrated on/off switches. They offer flexibility in changing the illumination angle while the classy aluminum-metallic finishes create the desired add-on to your bedside aesthetics.



# LED Reading Lamps

## Bed Side With USB Charging Station



### Specifications

- ❑ LED bed side / reading lamp (Wall Mounted).
- ❑ Flexible with integrated switch.
- ❑ Dimmable.
- ❑ Provides targeted spot lighting.
- ❑ The integrated push switch can give 2 brightness levels 100% & 50%.
- ❑ Ideal for home and offices.
- ❑ Comes with 2 USB charging ports (833.74.091)
- ❑ Life: 50,000 hours.

### Supplied with

- ❑ 1 light with 2 m lead and fixing material.

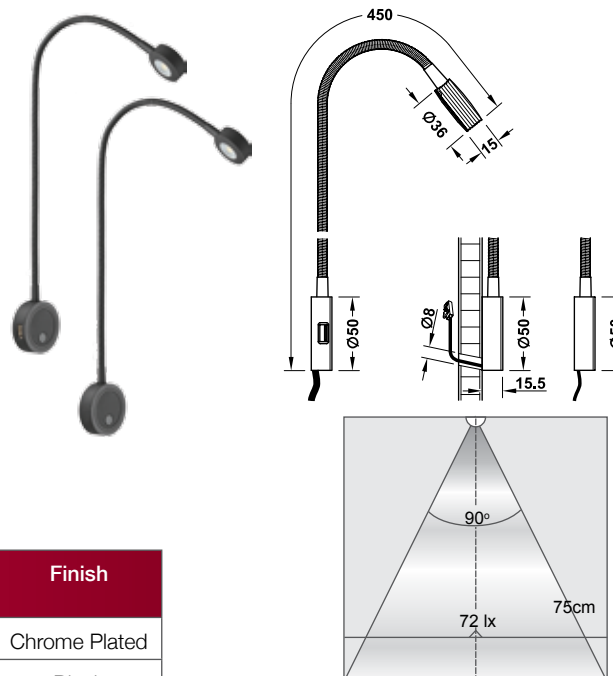
Article No.	Length (mm)	Diameter (mm)	Height (mm)	Output (Watts)	Colour Temp. (K)	Finish
833.74.091*	450	Ø 50	15.5	17 (max.)	4000	Chrome Plated
833.74.151	520	Ø 60	15.5	1.5	4000	Black

\* Brightness can be adjusted 50% to 100%

Note:

For 833.74.091 in order to make optimum use of the USB charging station a driver of atleast 20 W must be used.

USB charging station- output voltage is 5 V and output current is 2X1 amp.



 For 12 V drivers refer to page 142-144

## Reading Lamps

Bed Side With On/Off Switch

12 V SYSTEM



Loox



### Specifications

- LED Bed side lamp.
- Flexible & fully adjustable.
- Integrated On / Off switch on lamphead.
- Rotating the lamp head for switching On / Off.
- High power LED.
- Life: 50,000 hours.

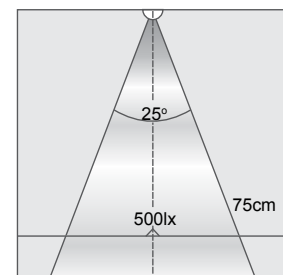
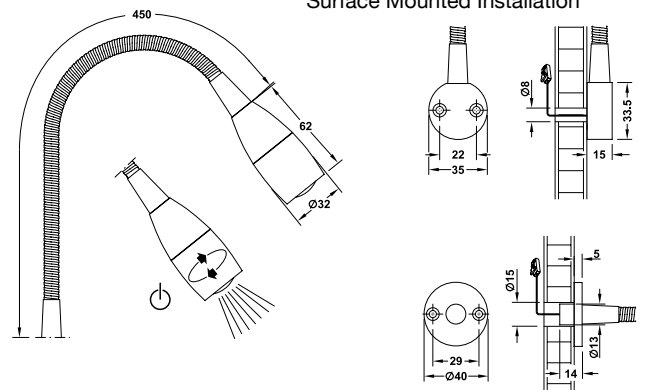
### Supplied with

- 2 meters cable with JST connector with each light.
- Installation instructions.

Article No.	Length (mm)	Diameter (mm)	Output (Watts)	Colour Temp. (K)	Finish
833.74.100	545.5	32	2	3000	Silvery Grey



Surface Mounted Installation



For 12 V drivers refer to page 142-144



## DISPLAY SHOWCASE LIGHTS

---

Everybody aspires to showcase their very best with regards to their product range in their showrooms. Dark, shadowy showcases that defeat the purpose of display are definitely undesired. Superior quality display showcase lights are must-haves in your showroom to highlight the design and pattern of objects on display. Adding the dramatic effect of display lighting can guarantee that your customer won't miss out on any feature or dimension of your products. Häfele's Range of Display Showcase Lights helps bring life into your display case and blends perfectly with the overall showroom aesthetics.

## Display Showcase Lights

Surface Mounted

350 mA SYSTEM

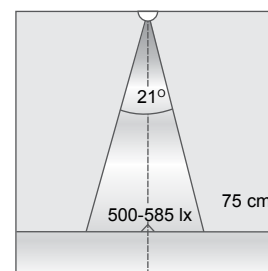
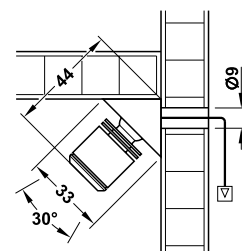


### Specifications

- ❑ Dimmable.
- ❑ Space saving and inconspicuous.
- ❑ Two installation types: Glue mounting or screw mounting.
- ❑ Life: 50,000 hours.

### Supplied With

- ❑ 2 meters cable & JST connector with each light.
- ❑ Installation instructions.



Article No.	Length (mm)	Width (mm)	Height (mm)	Output (Watts)	Colour Temp. (K)	Finish
833.79.061*	33	22	42	1	6000	Aluminium
833.79.060*	33	22	42	1	4000	Aluminium
833.79.062#	33	22	42	1	4000	Aluminium

\* Silver Finish

# Black Finish

➔ For 350 mA drivers refer to page 140-141

# Display Showcase Lights

Recessed Mounted Swivel Design



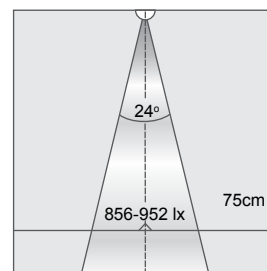
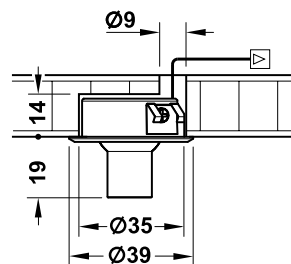
## Specifications

- Dimmable.
- Swivelling light head.
- Spotlight with good lumen values.
- Drill hole: Ø35 mm.
- Metal housing.
- Life: 50,000 hours.

## Supplied With

- 1 light with 2 m lead.

Article No.	Diameter (mm)	Height (mm)	Output (Watts)	Colour Temp. (K)	Finish
833.78.090	39	31	1	4000	Silver Colour Anodized



For 350 mA drivers refer to page 140-141



## Display Showcase Lights

Stack Light

350 mA SYSTEM

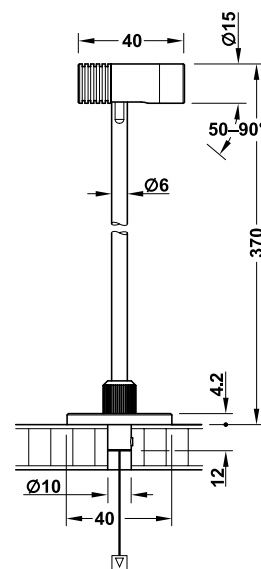


### Specifications

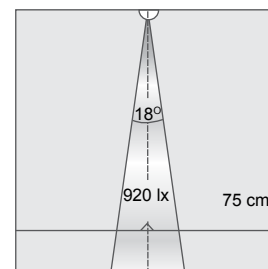
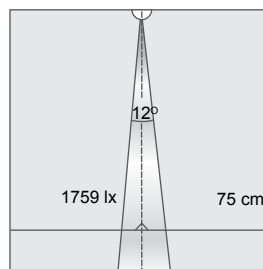
- ❑ Display LED light.
- ❑ Adjustable Height (mm): Pole Height (mm) is adjustable between 35 - 73 mm.  
Adjustable Head: Head can also be adjusted at any direction.
- ❑ Designed for showcase lighting.
- ❑ Life: 50,000 hours.

### Supplied With

- ❑ Supplied with 1 light fitting along with molex connector.
- ❑ Installation instructions.



Article No.	Diameter (mm)	Length (mm)	Output (Watts)	Colour Temp. (K)	Finish
833.80.001	6	370	1	6000	Aluminium Black



For 350 mA drivers refer to page 140-141



# Modular Surface Mounted Stack Light



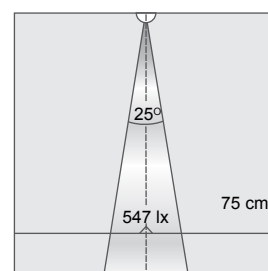
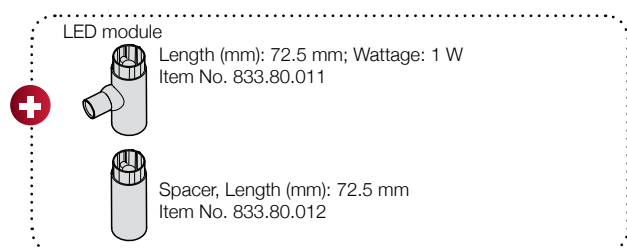
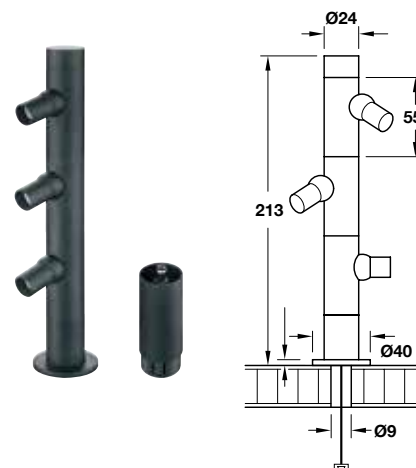
## Specifications

- ❑ Dimmable.
- ❑ 1 light can be extended to max. 8 LED modules and 4 spacers.
- ❑ Life: 50,000 hours.

## Supplied With

- ❑ 3 LED modules, Base module 2 m lead.

Article No.	Diameter (mm)	Length (mm)	Output (Watts)	Colour Temp. (K)	Finish
833.80.010	24	214	3X1	4000	Aluminium Black



➔ For 350 mA drivers refer to page 140-141



# BATHROOM LIGHTS

When it comes to your bathroom, it's a matter of personal taste and comfort. This is the only place in your home where you wash off the hard worries of your day; the place where you are you. Bathroom lighting has to be special - while it should assist you in your daily activities like shaving, washing and cleaning, it should also create an environment of spa-like recreation where you can unwind. The right bathroom lighting is really only a reflection of your inner peace and tranquility.

# Bathroom Light

Surface Mounted-Square



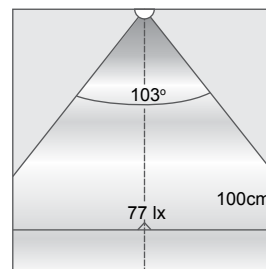
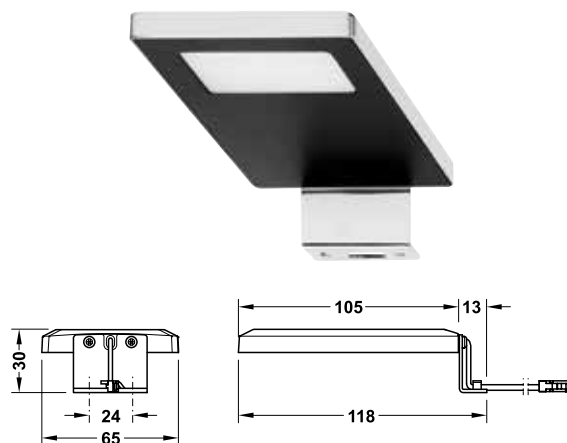
## Specifications

- ❑ Stylish, polished chrome finish.
- ❑ Colour: Chrome Plated
- ❑ Suitable for use in bathrooms.
- ❑ Dimmable.
- ❑ Drill hole Ø: 58 mm.
- ❑ Installation: For mounting in drilled hole, with clip fastener.
- ❑ Life: 50,000 hrs.

## Supplied With

- ❑ 1 light with 2 m lead & fixing material.

Article No.	Length (mm)	Width (mm)	Height (mm)	Output (Watts)	Colour Temp. (K)	Finish
833.74.160	65	118	30	3.8	4000	Zinc Alloy, Plastic



➔ For 12 V drivers refer to page 142-144

## Bathroom Light

Surface Mounted - Bar Shaped

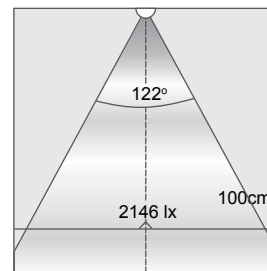
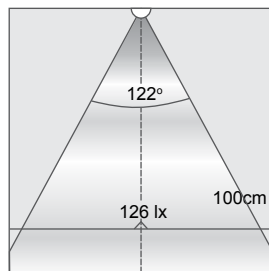
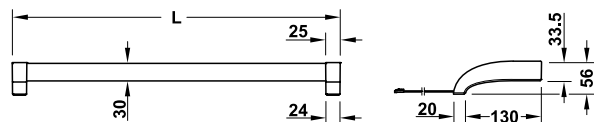


### Specifications

- ❑ Light output on 3 sides creates extremely powerful luminance.
- ❑ Ideal for use in bathrooms.
- ❑ Available in different length (mm)s to suite different furnitures.
- ❑ Installation: For screw fixing.

### Supplied With

- ❑ 1 light with 2 m lead & fixing material.



Article No.	Length (mm)	Width (mm)	Height (mm)	Output (Watts)	Colour Temp. (K)	Finish
833.77.091	365	150	56	8	4000	Zinc Alloy & Plastic, Chrome Plated
833.77.093	565	150	56	13	4000	Zinc Alloy & Plastic, Chrome Plated

➡ For 24 V drivers refer to page 145



# PLINTH LIGHT

---

Hafele's Plinth Light is an ideal combination of functionality with style. It gets switched on automatically with its motion and daylight sensing and works as a night lamp. From the aesthetic side it creates the semi darkness ambience to calm and soothe your senses.



## Plinth Light

Recessed Mounted, Sensor Control

12 V SYSTEM

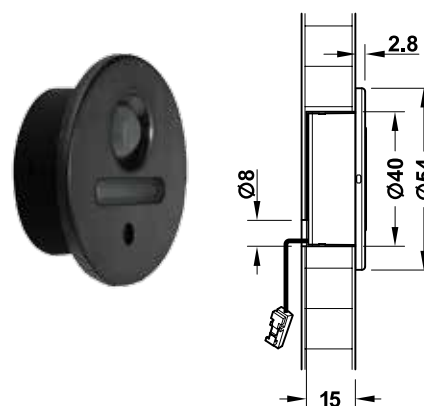


### Specifications

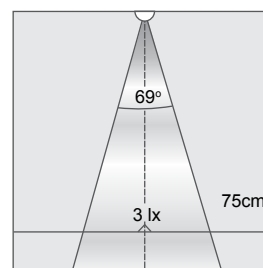
- ❑ Recessed mounted
- ❑ With integrated day light and motion sensor (If residual brightness is 15 lux or less).
- ❑ Delay time approx. 4 mins.
- ❑ Life: 50,000 hours.

### Supplied With

- ❑ 1 light with 2 mm lead and fixing material.



Article No.	Diameter (mm)	Height (mm)	Output (Watts)	Colour Temp. (K)	Finish
833.73.111	54	17.3	0.34	2700	Stainless Steel, Black



➔ For 12 V drivers refer to page 142-144





# LED CEILING DOWNLIGHTS

Ceiling lights can enhance and complement the traditional walls effectively. They create an aura in your personal space and add the much needed taste and style to your homes. These ceiling downlights are also used to highlight the precious objects in your rooms. You can set your home ambience to your required mood and tempo with our versatile range of ceiling lights. The sleek design of our ceiling lights will enhance the interior décor while the soothing light would make the experience pleasurable. The tilt-able options allow you to highlight precious wall-hangings or paintings as well as other important areas within your living space.

# Ceiling Lights For Residence

Hafele's wide gamet of ceiling lights illuminates every part of your home



Living room



Bed room



# Ceiling Lights For Residence

Hafele's wide gamet of ceiling lights illuminates every part of your home



Kitchen



Bathroom

# Ceiling Lights For Projects

Hafele's ceiling lights provide solutions for a wide array of project requirements



Corridor



Office



# Ceiling Lights For Projects

Hafele's ceiling lights provide solutions for a wide array of project requirements



Showroom



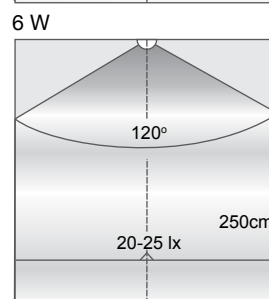
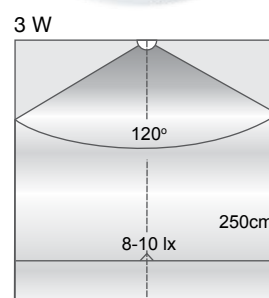
Auditorium

## LUCINA'D

### Anti-glare Round LED Panel Light



Article No.	Colour Temp. (K)	Output (Watts)	Dimensions (mm)	Cutout Dimensions (mm)	Finish
833.01.1033	3000	3	90 Ø X 12.5	80 Ø	Matt White
833.01.1034	4000				
833.01.1036	6000				
833.01.1063	3000	6	120 Ø X 12.5	110 Ø	
833.01.1064	4000				
833.01.1066	6000				
833.01.1093	3000	9	150 Ø X 12.5	140 Ø	
833.01.1094	4000				
833.01.1096	6000				
833.01.1123	3000	12	172 Ø X 12.5	160 Ø	
833.01.1124	4000				
833.01.1126	6000				
833.01.1153	3000	15	192 Ø X 12.5	182 Ø	
833.01.1154	4000				
833.01.1156	6000				
833.01.1183	3000	18	225 Ø X 12.5	215 Ø	
833.01.1184	4000				
833.01.1186	6000				



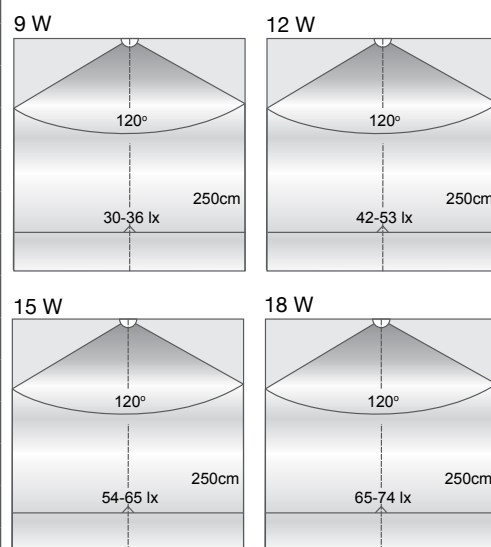


# LUCINA'D

## Anti-glare Square LED Panel Light



Article No.	Colour Temp. (K)	Output (Watts)	Dimensions (mm)	Cutout Dimensions (mm)	Finish
833.02.1033	3000	3	90 X 90 x12.5	80 X 80	Matt White
833.02.1034	4000				
833.02.1036	6000				
833.02.1063	3000	6	120 X 120 X 12.5	110 X 110	
833.02.1064	4000				
833.02.1066	6000				
833.02.1093	3000	9	150 X 150 X 12.5	140 x 140	
833.02.1094	4000				
833.02.1096	6000				
833.02.1123	3000	12	172 X 172 X 12.5	160 x 160	
833.02.1124	4000				
833.01.1126	6000				
833.02.1153	3000	15	192 x 192 x 12.5	182 x 182	
833.02.1154	4000				
833.02.1156	6000				
833.02.1183	3000	18	225 x 225 x 12.5	215 x 215	
833.02.1184	4000				
833.02.1186	6000				



## LUCINA

### Surface Panel Lights

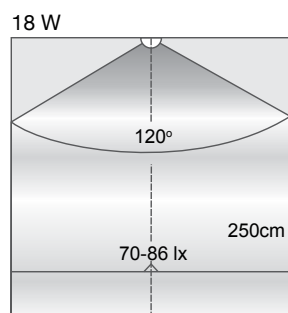
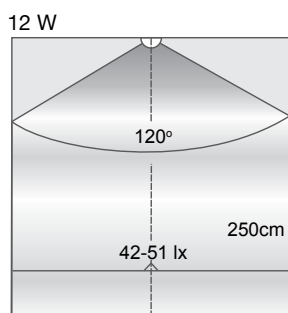
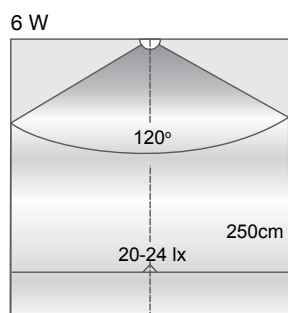
DRIVER INCLUDED



#### Specifications

- ❑ High efficacy. 80 lumens per watt.
- ❑ Surface mounted.
- ❑ Elegant white matt body.
- ❑ Dimmable.
- ❑ Uniform distribution of light (No black spot).
- ❑ Life: 28,000 hrs.

Article No.	Colour Temp. (K)	Shape	Output (Watts)	Dimensions (mm)	Finish	
833.07.090	3000	Round	6	120 Ø X 40	Matt White	
833.07.091	4000					
833.07.092	6000					
833.07.110	3000	Square		12		120 X 120 X 40
833.07.111	4000					
833.07.112	6000					
833.07.093	3000	Round	18			172 Ø X 40
833.07.094	4000					
833.07.095	6000					
833.07.113	3000	Square		18		172 X 172 X 40
833.07.114	4000					
833.07.115	6000					
833.07.096	3000	Round	18			225 Ø X 40
833.07.097	4000					
833.07.098	6000					
833.07.116	3000	Square		18		225 X 225 X 40
833.07.117	4000					
833.07.118	6000					



## POLLUX

### Slim LED Panel Light- Round



Article No.	Colour Temp. (K)	Output (Watts)	Dimensions (mm)	Cutout Dimensions (mm)	Lumen Output (Lm)
833.01.2063	3000	6	92 Ø X10	80 Ø	400
833.01.2064	5700				
833.01.2066	3000	12	140 Ø X 10	120 Ø	960
833.01.2123	5700				
833.01.2124	3000				
833.01.2126	5700	18	192 Ø X 10	175 Ø	1400
833.01.2183	3000				
833.01.2184	5700				
833.01.2186	6000				



# POLLUX

## Slim LED Panel Light- Square



Article No.	Colour Temp. (K)	Output (Watts)	Dimensions (mm)	Cutout Dimensions (mm)	Lumen Output (Lm)
833.02.2063	3000	6	92 X 92 X 10	80 X 80	400
833.02.2064	4000				
833.02.2066	6000				
833.02.2123	3000	12	140 X 140 X 10	120 X 120	960
833.02.2124	4000				
833.02.2126	6000				
833.11.2183	3000	18	192 Ø X 192 X 10	175 X 175	1400
833.11.2184	4000				
833.11.2186	6000				





## POLLUX

### Slim LED Surface Panel Light- Round



Article No.	Colour Temp. (K)	Output (Watts)	Dimensions (mm)	Lumen Output (Lm)
833.11.2063	3000	<b>6</b>	92 Ø X 92 X 23	420 - 450
833.11.2064	4000			
833.11.2066	6000			
833.11.2123	3000	<b>12</b>	140 Ø X 140 X 23	850 - 900
833.11.2124	4000			
833.11.2126	6000			
833.02.2183	3000	<b>18</b>	192 X 192 X 23	1350 - 1400
833.02.2184	4000			
833.02.2186	6000			



# POLLUX

## Slim LED Surface Panel Light- Square



Article No.	Colour Temp. (K)	Output (Watts)	Dimensions (mm)	Lumen Output (Lm)
833.22.2063	3000	<b>6</b>	92 X 92 X 23	420 - 450
833.22.2064	4000			
833.22.2066	6000			
833.22.2123	3000	<b>12</b>	140 X 140 X 23	850 - 900
833.22.2124	4000			
833.22.2126	6000			
833.22.2183	3000	<b>18</b>	192 X 192 X 23	1350 - 1400
833.22.2184	4000			
833.22.2186	6000			



## AltAir

LED Panel Light- Round, Ultra Light



Article No.	Colour Temp. (K)	Output (Watts)	Dimensions (mm)	Cutout Dimensions (mm)	Lumen Output (Lm)
833.01.3063	3000	<b>6</b>	125 Ø X 35	110 Ø	750
833.01.3064	4000				
833.01.3066	6000				
833.01.3123	3000	<b>12</b>	150 Ø X 35	130 Ø	1100
833.01.3124	4000				
833.01.3126	6000				
833.01.3183	3000	<b>18</b>	175 Ø X 35	155 Ø	1650
833.01.3184	4000				
833.01.3186	6000				
833.01.3243	3000	<b>24</b>	195 Ø X 35	175 Ø	2200
833.01.3244	4000				
833.01.3246	6000				



# AltAir

## LED Panel Light- Square, Ultra Light



Article No.	Colour Temp. (K)	Output (Watts)	Dimensions (mm)	Cutout Dimensions (mm)	Lumen Output (Lm)
833.02.3063	3000	<b>6</b>	125 X 125 X 35	110 X 110	750
833.02.3064	4000				
833.02.3066	6000				
833.02.3123	3000	<b>12</b>	150 X 150 X 35	130 X 130	1100
833.02.3124	4000				
833.02.3126	6000				
833.02.3183	3000	<b>18</b>	175 X 175 X 35	155 X 155	1650
833.02.3184	4000				
833.02.3186	6000				
833.02.3243	3000	<b>24</b>	195 X 195 X 35	175 X 175	2200
833.02.3244	4000				
833.02.3246	6000				



## CUBE

2X2 Box LED Panel Lights, 36 W



Article No.	Colour Temp. (K)	Output (Watts)	Dimensions (mm)	Cutout Dimensions (mm)	Lumen Output (Lm)
833.50.0003	3000	<b>36</b>	595 X 595 X 65	586 X 586 X 60	3600
833.50.0004	4000				
833.50.0006	6000				





# QUADRA

2X2 Slim LED Panel Lights, 36 W



Article No.	Colour Temp. (K)	Output (Watts)	Dimensions (mm)	Cutout Dimensions (mm)	Lumen Output (Lm)
833.14.445	3000	<b>36</b>	596 X 596 X 11	586 X 586 X 8	4200
833.14.446	4000				
833.14.447	6000				



## SIENNA

LED Downlights - COB

DRIVER INCLUDED

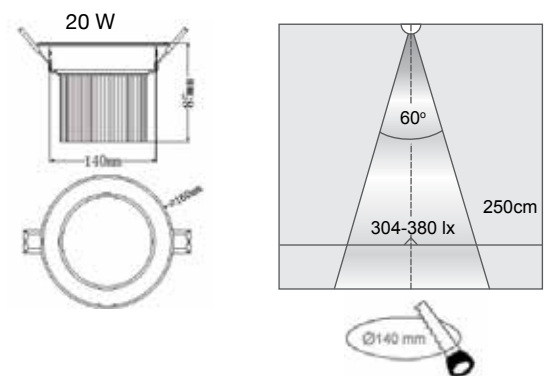
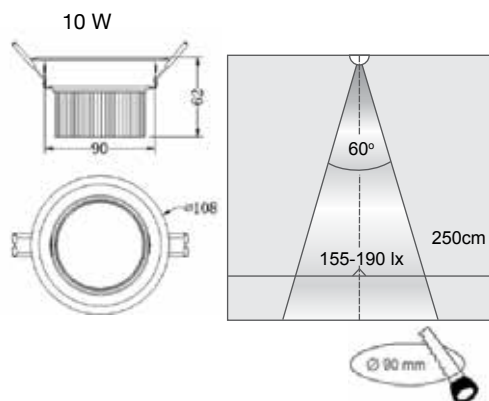
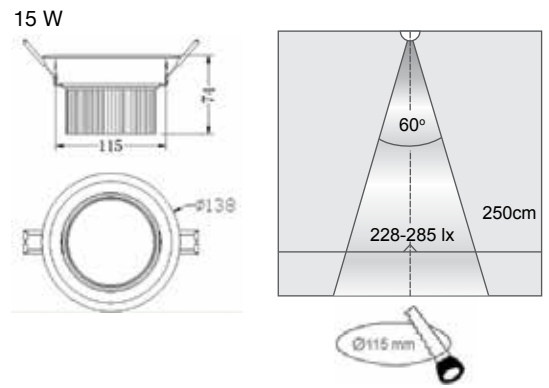
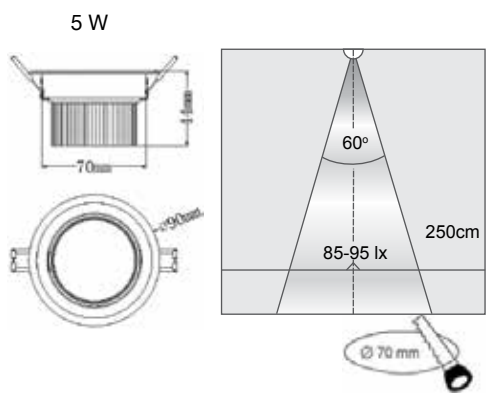


### Specifications

- ❑ Chip on board technology (COB).
- ❑ High efficacy. 100 lumens per watt.
- ❑ Tilttable.
- ❑ Dimmable.
- ❑ Elegant white matt body.
- ❑ Life: 30,000 hrs.



Article No.	Colour Temp. (K)	Output (Watts)	Dimensions (mm)	Cutout Dimensions (mm)
833.12.235	3000	5	90 Ø X 44	Ø70
833.12.231	4000			
833.12.232	6000			
833.12.240	3000	10	108 Ø X 62	Ø90
833.12.241	4000			
833.12.242	6000			
833.12.250	3000	15	138 Ø X 47	Ø115
833.12.251	4000			
833.12.252	6000			
833.12.260	3000	20	160 Ø X 85	Ø140
833.12.261	4000			
833.12.262	6000			



## ININA

### LED Downlights - SMD



Article No.	Colour Temp. (K)	Output (Watts)	Dimensions (mm)	Cutout Dimensions (mm)
833.12.360	3000	10	Ø 108 X 55	Ø 90
833.12.361	4000			
833.12.362	5700			
833.12.350	3000	15	Ø 165x60	Ø 145
833.12.351	4000			
833.12.352	5700			
833.12.370	3000	20	Ø 190 X 60	Ø 170
833.12.371	4000			
833.12.372	5700			



# CRUX

## LED Downlights - COB



Article No.	Colour Temp. (K)	Output (Watts)	Dimensions (mm)	Cutout Dimensions (mm)	Lumen Output (Lm)
833.12.430	3000	5	85 (Ø)	Ø70	380
833.12.431	4000				
833.12.432	6000				
833.12.435	3000	10	85 (Ø)	Ø70	800
833.12.436	4000				
833.12.437	6000				
833.12.440	3000	15	93 (Ø)	Ø80	1200
833.12.441	4000				
833.12.442	6000				
833.12.445	3000	20	124 (Ø)	Ø110	1700
833.12.446	4000				
833.12.447	6000				





## VEGA

### Slimmest LED Downlight- Round



Article No.	Colour Temp. (K)	Output (Watts)	Dimensions (mm)	Cutout Dimensions (mm)	Lumen Output (Lm)
833.01.5033	3000	<b>3</b>	72 Ø X 16	60 Ø	210
833.01.5034	4000				
833.01.5036	6000				
833.01.5063	3000	<b>6</b>	82 Ø X 20	70 Ø	450
833.01.5064	4000				
833.01.5066	6000				
833.01.5093	3000	<b>9</b>	87 Ø X 20	75 Ø	680
833.01.5094	4000				
833.01.5096	6000				
833.01.5153	3000	<b>15</b>	106 Ø X 30	95 Ø	1150
833.01.5154	4000				
833.01.5156	6000				
833.01.5153	3000	<b>18</b>	116 Ø X 33	105 Ø	1500
833.01.5183	4000				
833.01.5184	6000				



# VEGA

## Slimmest LED Downlight- Square



Article No.	Colour Temp. (K)	Output (Watts)	Dimensions (mm)	Cutout Dimensions (mm)	Lumen Output (Lm)
833.02.5033	3000	<b>3</b>	72 X 72	60 X 60	210
833.02.5034	4000				
833.02.5036	6000				
833.02.5063	3000	<b>6</b>	82 X 82	70 X 70	450
833.02.5064	4000				
833.02.5066	6000				
833.02.5093	3000	<b>9</b>	87 X 87	75 X 75	680
833.02.5094	4000				
833.02.5096	6000				
833.02.5153	3000	<b>15</b>	106 X 106	95 X 95	1150
833.02.5154	4000				
833.02.5156	6000				
833.02.5183	3000	<b>18</b>	116 X 116	105 X 105	1500
833.02.5184	4000				
833.02.5186	6000				



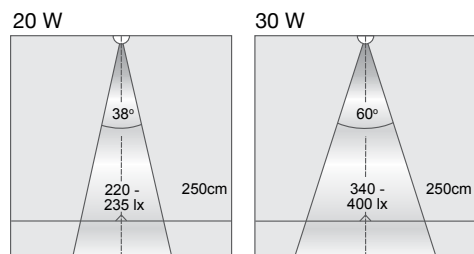
## ZOOM LED Downlights

DRIVER INCLUDED

NEW



Article No.	Colour Temp. (K)	Output (Watts)	Beam Angle	Dimensions (mm)	Cutout Dimensions (mm)
833.12.000*	3000	20	38°	138 (Ø)	128 (Ø)
833.12.002*	4000				
833.12.004*	6000				
833.12.001#	3000		60°		
833.12.003#	4000				
833.12.005#	6000				
833.12.006*	3000	30	38°	138 (Ø)	128 (Ø)
833.12.008*	4000				
833.12.010*	6000				
833.12.007#	3000		60°		
833.12.009#	4000				
833.12.011#	6000				



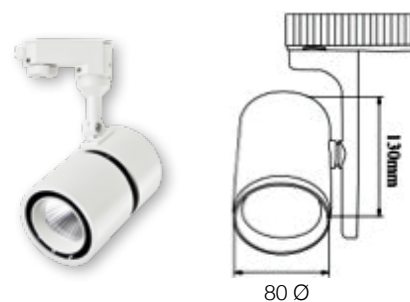
# FAINA

## Track Light

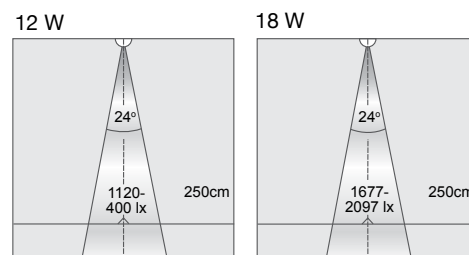


### Specifications

- ❑ Chip on board (COB).
- ❑ Narrow beam angle.
- ❑ Ideal for spot lighting.
- ❑ Dimmable.
- ❑ Life: 40,000 hrs.



Article No.	Colour Temp. (K)	Output (Watts)	Dimensions (mm)	Body Colour
833.14.404	3000	12	80 Ø X 130	White
833.14.405	5700			Black
833.14.406	3000			White
833.14.407	5700	18		Black
833.14.400	3000			White
833.14.401	5700			Black
833.14.402	3000	22		White
833.14.403	5700			Black
833.14.340	3000			White
833.14.341	4000			Black
833.14.342	6000			White
833.14.343	3000			Black
833.14.344	4000			
833.14.345	6000			



## Decorative LED Wall Light Round



Article No.	Colour Temp. (K)	Output (Watts)	Dimensions (mm)	Cutout Dimensions (mm)	Lumen Output (Lm)
833.01.4033	3000	3	Ø 60 X 60	Ø 55	190 - 210
833.01.4036	6000				



## Decorative LED Wall Light Square

Article No.	Colour Temp. (K)	Output (Watts)	Dimensions (mm)	Cutout Dimensions (mm)	Lumen Output (Lm)
833.02.4033	3000	3	60 X 60 X 60	55 X 55	190 - 210
833.02.4036	6000				





# LED MR 16



Article No.	Colour Temp. (K)	Output (Watts)	Dimension (mm)
833.05.1623*	3000	5	Ø 49.4 X 60
833.05.1626*	6000		
833.05.1663#	3000		
833.05.1666#	6000		
833.08.1623*	3000	8	
833.08.1626*	6000		
833.08.1663#	3000		
833.08.1666#	6000		
833.10.1623*	3000	10	
833.10.1664#	4000		
833.10.1666#	6000		



821.50.700  
Round housing  
White matt finish  
77Ø X 22 mm



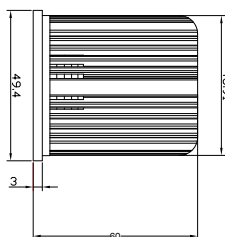
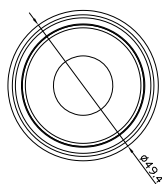
821.50.720  
Round deep  
recessed housing  
White matt finish  
127Ø X 54 mm



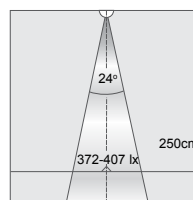
821.50.701  
Round tiltable  
housing  
White matt finish  
85Ø X 21 mm



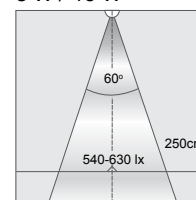
821.50.710  
Square tiltable housing  
White matt finish  
100 X 100 X 28 mm



5 W



8 W / 10 W





# LED STRIP LIGHTS


---

Häfele introduces its range of Waterproof Flexible LED Strip Lights. With the help of these strip lights, you can recreate the magic of nature in your homes, in your balconies, terrace and bathroom or simply wherever you want. Enjoy chromo-therapy while washing off your daily worries in the bathroom or lighten up your mood whilst listening to soft music in your balcony with Häfele's Range of Waterproof Flexible LED Strip Lights.

# LED Flexible Strip Light

## Product Features

### How to recognize our quality:



- 1 Very bright, high quality LED for the best light quality
- 2 Highly flexible LED strip light with rear 3M® adhesive tape for providing secure adhesion to practically any surface
- 3 Wide refraction angle
- 4 Can be individually shortened and extended via the clip connector
- 5 No UV radiation
- 6 Service life of up to 50,000 hours – tested according to LM-80
- 7 Fine brightness and colour temperature binning
- 8 The multilayer circuit board guarantees minimal loss of performance and minimal heat generation due to its high quality material components.
- 9 Using the maximum quality for the electronic components and the drivers provide consistently high light quality.
- 10 The gold-plated contacts provide a secure connection to the driver using the clip connector.

Can be individually combined with:  
Profiles  
Switches  
Distributors

# LED Flexible Strip Light

## Quality features


### How to recognize our quality:

Light emitting diode (LED):

1. Use of extremely bright high-power LEDs for the best light quality
2. Low light colour tolerance – subsequent purchases have the same colour
3. After 30,000 hours the LEDs still have at least 70% of the light output (ambient temperature  $\leq 35$  °C)

Structure of strip light:

1. Multi-layer for transporting high currents with little heat development
2. Flexible copper alloy for avoiding broken conductor tracks
3. Gold-plated contacts for a permanently reliable, corrosion free contact
4. White top coat with UV coating to prevent corrosion and yellowing, for permanent aesthetics
5. Reflective white top coat – for better light yield



TEST THE LOOX  
PLANNING SERVICE  
[www.hafele.com](http://www.hafele.com)

## Flexible LED Strip

5 Meter Roll (Non Waterproof - IP 20), 4.8W/m

12 V SYSTEM




### Specifications

- ❑ Flexible LED strip 5 meter roll (non-water proof - IP 20).
- ❑ Dimmable.
- ❑ Can be shortened every 50 mm.
- ❑ Installation self adhesive.
- ❑ 60 LEDs per meter.
- ❑ Life: 50,000 hours.

### Supplied With

- ❑ 5 meters flexible roll with double sided tape on back side.
- ❑ 2 m lead.
- ❑ Installation instructions.

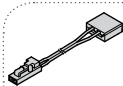
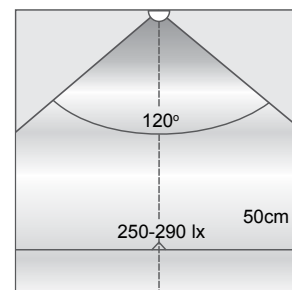
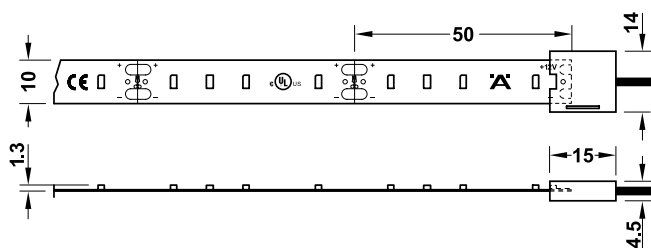


Article No.	Colour Temp. (K)	Length (m)	Width (mm)	No.of LED's/m	Power Output (Watts/m)
833.73.120	2700	5	10	60	4.8
833.73.121	3200	5	10	60	4.8
833.73.122	4000	5	10	60	4.8
833.73.123	5000	5	10	60	4.8

➔ For 12 V drivers refer to page 142-144



Detail



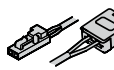
> Article No. 833.73.728  
2 m lead with 12 V plug system and clip for LED flexible strip light



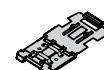
> Article No. 833.73.731  
Clip connector for LED flexible strip light



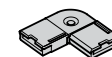
> Interconnecting lead with clip for LED strip light  
> 50 mm Article No. 833.73.721  
> 500 mm Article No. 833.73.719  
> 1000 mm Article No. 833.73.722  
> 2000 mm Article No. 833.73.720



> Article No. 833.73.728  
2 m lead with 12 V plug system and clip for LED strip light



> Article No. 833.73.731  
Clip connector for LED strip light



> Article No. 833.73.733  
Corner connector rigid, left and right for LED strip light


**Note:**  
Ability to cut and connect strips with the help of special connectors.  
Maximum 5 meters can be connected this way.



## Flexible LED Strip

5 Meter Roll with Silicone Coating (Non Waterproof IP20), 4.8 W/m

12 V SYSTEM



### Specifications

- ❑ Flexible LED strip 5 meter roll
- ❑ Silicone encapsulation.
- ❑ Can be used without an aluminium profile.
- ❑ Can be shortened at every 50 mm.
- ❑ Dimmable.
- ❑ Installation self adhesive.
- ❑ 60 LEDs per meter.
- ❑ Life: 50,000 hours.

### Supplied With

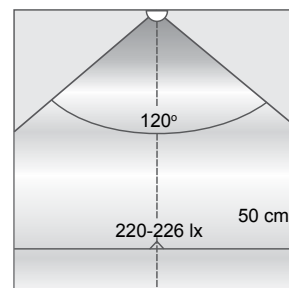
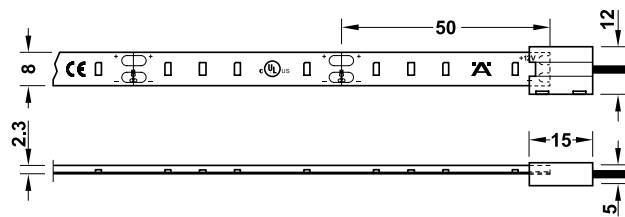
- ❑ 5 m flexible roll with 2 m lead.

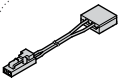



Article No.	Colour Temp. (K)	Length (m)	Width (mm)	No. of LED's/m	Finish	Power Output (Watts/m)
833.73.480	2700	5	8	60	Plastic	4.8
833.73.481	3200	5	8	60	Plastic	4.8
833.73.482	4000	5	8	60	Plastic	4.8
833.73.520	5000	5	8	60	Plastic	4.8

1) The specified colour temperature is the colour temperature of the LED. The silicone covering increases the colour temperature of the strip light.

➔ For 12 V drivers refer to page 142-144

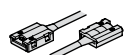


- 

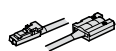
 > Article No. 833.73.728  
 2 m lead with 12 V plug  
 system and clip for LED  
 flexible strip light
- 

 > Article No. 833.73.731  
 Clip connector for LED  
 flexible strip light

The values apply to a strip light Length (mm) of 1 m.



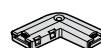
- > Interconnecting lead with clip for LED silicone strip light
- >50 mm Article No. 833.73.715
- >500 mm Article No. 833.73.716
- >1000 mm Article No. 833.73.717
- >2000 mm Article No. 833.73.718



- > Article No. 833.73.727  
 2 m lead with 12 V plug system and  
 clip for LED silicone strip light



- > Article No. 833.73.730  
 Clip connector for LED silicone strip light



- > Article No. 833.73.736  
 Corner connector rigid, left and  
 right for LED silicone strip light

## Flexible LED Strip

5 Meter Roll (Non Waterproof IP 20)

12 V SYSTEM



### Specifications

- Flexible LED strip 5 m roll (Non-Water proof - IP 20).
- Dimmable.
- Can be shortened every 33 mm.
- Installation self adhesive.
- 90 LEDs per meter.
- Life: 50,000 hours.

### Supplied With

- 5 m flexible roll with double sided tape on back side.
- 2 m lead.
- Installation instructions.

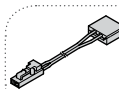
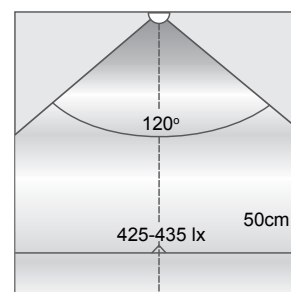
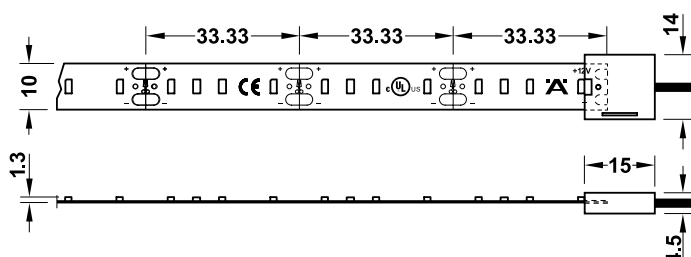


Article No.	Colour Temp. (K)	Length (m)	Width (mm)	No.of LED's/m	Finish	Power Output (Watts/m)
833.73.130	2700	5	10	90	White Board	7.2
833.73.131	3200	5	10	90	White Board	7.2
833.73.132	4000	5	10	90	White Board	7.2
833.73.133	5000	5	10	90	White Board	7.2

➔ For 12 V drivers refer to page 142-144




Detail



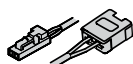
> Article No. 833.73.728  
2 m lead with 12 V plug system and clip for LED flexible strip light



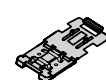
> Article No. 833.73.731  
Clip connector for LED flexible strip light



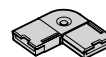
> Interconnecting lead with clip for LED strip light  
> 50 mm Article No. 833.73.721  
> 500 mm Article No. 833.73.719  
> 1000 mm Article No. 833.73.722  
> 2000 mm Article No. 833.73.720



> Article No. 833.73.728  
2 m lead with 12 V plug system and clip for LED strip light



> Article No. 833.73.731  
Clip connector for LED strip light



> Article No. 833.73.733  
Corner connector rigid, left and right for LED strip light

**Note:**

LED Driver (833.35.053) and special connector to be ordered separately, ability to cut and connect strips with the help of special connectors maximum 5 meters can be connected this way.

## Flexible LED Strip

5 Meter Roll (Non Waterproof - IP 20), 9.6 W/m

12 V SYSTEM



### Specifications

- Flexible LED strip 5 meter roll (Non-Water proof - IP 20).
- Dimmable.
- Can be shortened every 25 mm.
- Installation self adhesive.
- 120 LEDs per meter.
- Life: 50,000 hours.

### Supplied With

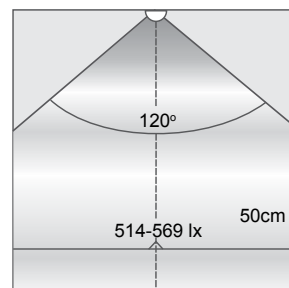
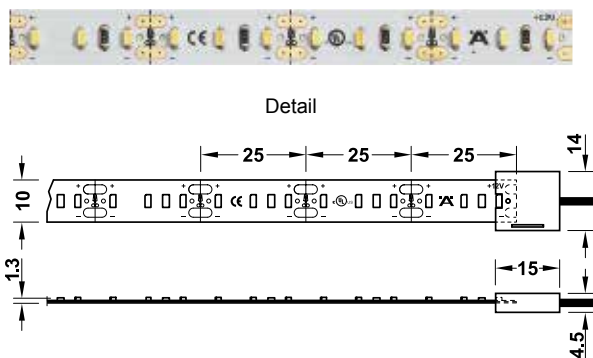
- 5 m flexible roll with double sided tape on back side.
- 2 m lead.
- Installation instructions.

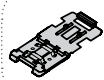
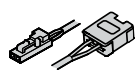


Article No.	Colour Temp. (K)	Length (m)	Width (mm)	No.of LED's/m	Finish	Power Output (Watts/m)
833.73.493	2700	5	10	120	White Board	9.6
833.73.490	3200	5	10	120	White Board	9.6
833.73.491	4000	5	10	120	White Board	9.6
833.73.492	5000	5	10	120	White Board	9.6

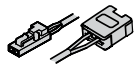
➔ For 12 V drivers refer to page 142-144

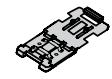
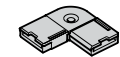




- 
  - > Article No. 833.73.731  
Clip connector for LED strip light
- 
  - > Article No. 833.73.728  
2 m lead with 12 V plug system & clip for LED strip light

- 
  - > Interconnecting lead with clip for LED strip light
  - > 50 mm Article No. 833.73.721
  - > 500 mm Article No. 833.73.719
  - > 1000 mm Article No. 833.73.722
  - > 2000 mm Article No. 833.73.720

- 
  - > Article No. 833.73.728  
2 m lead with 12 V plug system and clip for LED strip light

- 
  - > Article No. 833.73.731  
Clip connector for LED strip light
- 
  - > Article No. 833.73.733  
Corner connector rigid, left and right for LED strip light

**Note:**  
LED Driver (833.35.053) and special connector to be ordered separately, ability to cut and connect strips with the help of special connectors maximum 5 meters can be connected this way.

## Flexible Led Strip

5 Meter Roll (Waterproof - IP 68)

12 V SYSTEM



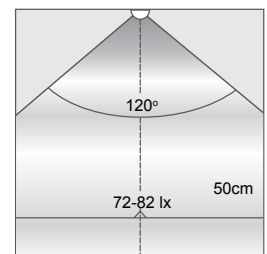
### Specifications

- Flexible LED strip 5 meter roll
- Water proof - IP 68
- LED Type: 3528 SMD.
- Low power consumption.
- Dimmable.
- Installation self adhesive.
- 60 LEDs per meter.
- Life: 50,000 hours.

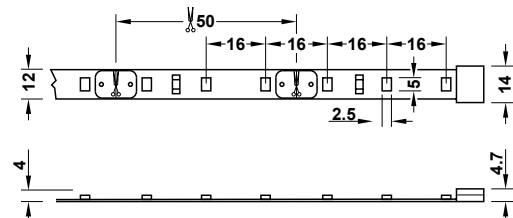
### Supplied With

- 5 meters flexible roll with water proof connector.
- 20 fixing clips.
- Installation instructions.

Article No.	Colour Temp. (K)	Length (m)	Width (mm)	No.of LED's/m	Finish	Power Output (Watts/m)
833.52.710	3200	5	10	60	Plastic White	4.8
833.52.730	2700	5	10	60	Plastic White	7.2



Detail



Clip for LED Strips



Water Proof Connector

➔ For 12 V drivers refer to page 142-144

# Flexible High Power Led Strip

5 Meter Roll (Non Waterproof IP20)



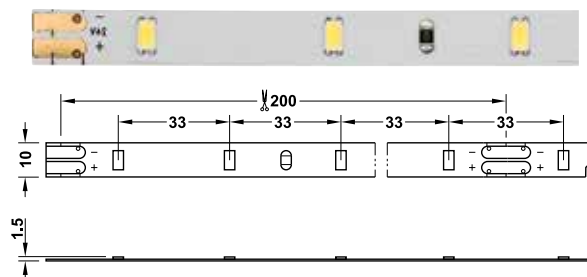
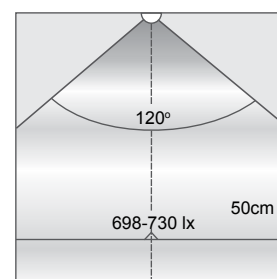
## Specifications

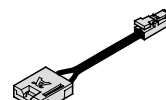
- ❑ Homogenous and continuous lighting effect.
- ❑ Lighting effect.
- ❑ Dimmable.
- ❑ Can be shortened every 200 m.
- ❑ Installation: Self adhesive.
- ❑ 120 LED per meter.
- ❑ Life: 50,000 hours.

## Supplied With

- ❑ 5-metre roll with 2 m lead.

Article No.	Colour Temp. (K)	Length (m)	Width (mm)	No. of LED's/m	Finish	Power Output (Watts/m)
833.76.070	3000	5	10	120	LED Board, White	16
833.76.071	4000	5	10	120	LED Board, White	16
833.76.072	6000	5	10	120	LED Board, White	16




 > Article. No. 833.77.750  
 2 m lead with 24 V plug system and clip for LED flexible strip light


 > Interconnecting lead with clip  
 > 50 mm Article. No. 833.77.740  
 > 500 mm Article. No. 833.77.741  
 > 2,000 mm Article. No. 833.77.742


 > Article. No. 833.77.760  
 Clip connector


 > Article. No. 833.77.762  
 Corner connector

 For 24 V drivers refer to page 145

**Note:**  
LED Driver (833.35.053) and RGB controller with remote to be ordered separately.

## Flexible High Power LED Strip

5 Meter Roll (Non Waterproof - IP 20)

24 V SYSTEM



### Specifications

- Homogenous and continuous lighting effect.
- Dimmable.
- Can be shortened every 50 m.
- Installation: Self adhesive.
- 150 LED per meter.
- Life: 50,000 hours.


### Supplied With

- 5-metre roll with 2 m lead.

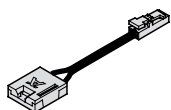
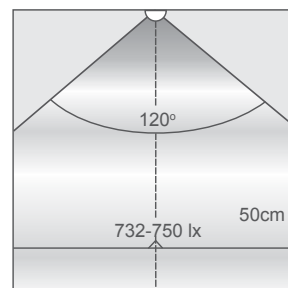
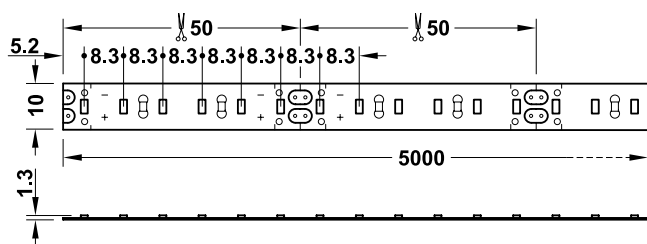


Article No.	Colour Temp. (K)	Length (m)	Width (mm)	No. of LED's/m	Finish	Power Output (Watts/m)
833.76.084	2700	5	10	150	LED Board, White	15
833.76.080	3000	5	10	150	LED Board, White	15
833.76.081	4000	5	10	150	LED Board, White	15
833.76.082	6000	5	10	150	LED Board, White	15

 For 24 V drivers refer to page 145



Detail



> Article. No. 833.77.753  
2 m lead with 24 V plug system  
and clip for LED flexible strip light



> Article. No. 833.77.761  
Clip connector



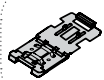
> Article. No. 833.77.762  
Corner connector



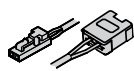
## SUMMARY

### 12 V System

LED Strip Light - IP 20 (Non- water proof)			
Article no	Power output (Watts/m)	Color Temp. (K)	No. of LED
833.73.120	4.8	2700	60
833.73.121		3200	60
833.73.122		4000	60
833.73.123		5000	60
833.73.130	7.2	2700	90
833.73.131		3200	90
833.73.132		4000	90
833.73.133		5000	90
833.73.490	9.6	2700	120
833.73.491		3200	120
833.73.492		4000	120
833.73.493		5000	120
LED Strip light - Silicone Coating -IP 20 (Non Water proof)			
Article no	Power output (Watts/m)	Color Temp. (K)	No. of LED
833.73.480	4.8	2700	60
833.73.481		3200	60
833.73.482		4000	60
833.73.483		5000	60



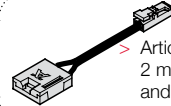
> Article No. 833.73.731  
Clip connector for LED strip light



> Article No. 833.73.728  
2 m lead with 12 V plug system & clip for LED strip light

### 24 V System

LED Strip light - IP 20 (Non Water proof)			
Article no	Power output (Watts/m)	Color Temp. (K)	No. of LED
833.76.070	16	3000	120
833.76.071		4000	120
833.76.072		6000	120

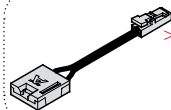


> Article. No. 833.77.750  
2 m lead with 24 V plug system and clip for LED flexible strip light



> Article. No. 833.77.760  
Clip connector

LED Strip light - IP 20 (Non Water proof)			
Article no	Power output (Watts/m)	Color Temp. (K)	No. of LED
833.76.084	15	2700	150
833.76.080		3000	150
833.76.081		4000	150
833.76.082		6000	150



> Article. No. 833.77.753  
2 m lead with 24 V plug system and clip for LED flexible strip light



> Article. No. 833.77.761  
Clip connector

### 12 V System

LED strip Light -IP 68 (Water proof)			
Article no	Power output (Watts/m)	Color Temp. (K)	No. of LED
833.52.710	4.8	3200	60
833.52.730	7.2	3200	30



Clip for LED Strips



Water Proof Connector



## WARDROBE RAIL LIGHT

The bedroom requires bright general lighting as well as focused task lighting in wardrobes and other cabinets. A good choice of wardrobe lighting makes clothes appear in their true colours. You can select a suitable outfit reliably by using built-in lights or illuminated clothes rail. Häfele's exceptional lighting solutions add the much needed taste and style to the wardrobes in your bedroom. They are engineered with sleek and modernistic designs for your wardrobes to illuminate your favourite apparels, choicest accessories or prized possessions. Our wardrobe rail lights have in-built sensors to illuminate the wardrobe automatically as you walk towards it. Wardrobe rail lights can be customized to your wardrobe design or requirement.

## Wardrobe Rail Profile

(Without LED Strip)

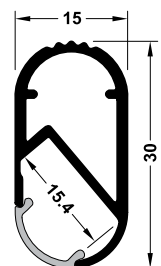


### Profile cover finishes – different light effects

- ❑ Oval Design: Specially designed for wardrobe.
- ❑ Customizable length.
- ❑ Comes with frosted cover.
- ❑ Angular Wattage for better functionality.

### Supplied With

- ❑ 1 Profile.



Article No.	Length (mm)	Width (mm)	Height (mm)	Cover	Light throw	Finish
833.72.790	2500	15	30	Frosted	Angular	Aluminium, Silver Coloured Anodized



Oval rail end support (for screw fixing), zinc alloy; 2 pieces  
Article No. 803.33.758



Rail centre support (for screw fixing), zinc alloy, chrome plated; 1 piece  
Article No. 802.07.200



Plastic end support **803.04.51001** for screen mounting on side panel



# ALUMINIUM PROFILES

---

In order to provide you with holistic furniture solutions, Hafele's range of Light fittings also includes an exclusive category of aluminium profiles to mount our LED strip Lights. These Aluminium profiles are available in two installation options – recessed (straight and angled) as well as surface mounted. Depending on the type of application (along a piece of furniture or bordering a false ceiling), you can opt for a flushed look with our recessed profiles or flaunt the sleek elegance of our surface-mounted profiles.



## Aluminium Profiles

### Surface Mounted for LED Flexible Strip Lights

Profile cover finishes – different light effects



Milky

Frosted

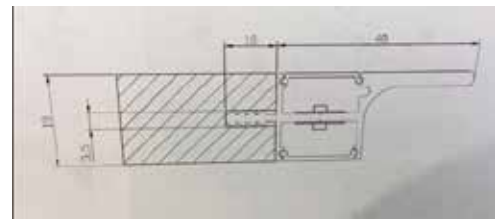
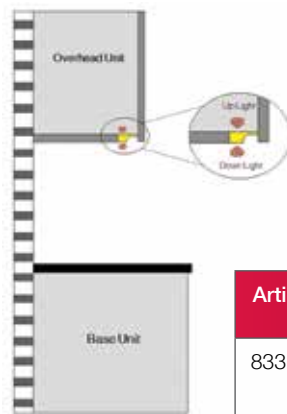
Milky cover:

The material is dyed. Creates a homogenous surface-directed light with uniform intensity. The light appears "soft".

Frosted cover:

The surface is frosted. The light appears "velvet-white" and creates a sophisticated, high-quality impression.

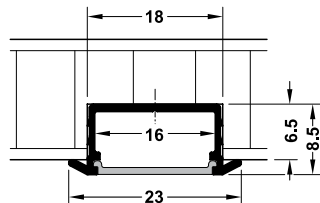
Two Way Aluminium Profile



Article No.	Length (mm)	Width (mm)	Height (mm)	Diffusor	Finish
833.01.720	2500	50	19	Milk	Aluminium, Silver Colour Anodized

Aluminium Profile For Led Strip Lights - Surface Mounted

Loox



Supplied With

□ 1 Profile.

Article No.	Length (mm)	Width (mm)	Height (mm)	Diffusor	Finish
833.72.840	2500	18	9.5	Milky	Aluminium, Silver Coloured Anodized
833.72.843	2500	18	9.5	Frosted	Aluminium, Silver Coloured Anodized



> Article No. 833.74.849  
End cap, plastic silver coloured anodized 2 Pcs



> Article No. 833.74.832  
Mounting bracket, Stainless Steel, silver coloured, 2 Pcs

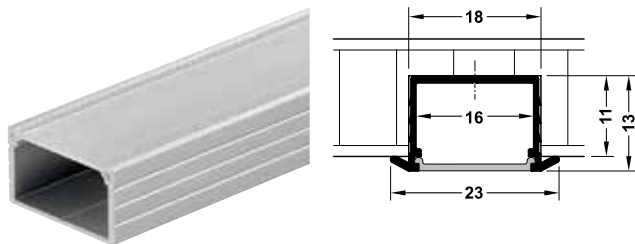


> Article No. 833.74.833  
Mounting bracket 40°, Stainless Steel, silver coloured, 2 Pcs



Loox

Aluminium Profile For LED Strip Lights - Surface Mounted



Supplied With

□ 1 Profile.

Article No.	Length (mm)	Width (mm)	Height (mm)	Diffusor	Finish
833.72.841	2500	18	14	Milky	Aluminium, Silver Colour Anodized
833.72.842	2500	18	14	Frosted	



> Article No. 833.74.821  
End cap, ABS silver coloured Cable access (breakaway tab), surface mounted

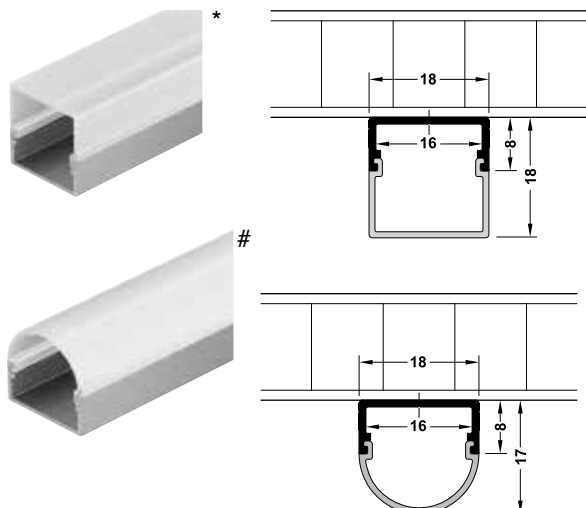


> Article No. 833.74.832  
Mounting bracket, Stainless Steel, silver coloured, 2 Pcs



> Article No. 833.74.833  
Mounting bracket 40°, Stainless Steel, silver coloured, 2 Pcs

Aluminium Profile For LED Strip Lights - Surface Mounted



Supplied With

□ 1 Profile.

Application: For surface mounting

Article No.	Length (mm)	Width (mm)	Height (mm)	Diffusor	Finish
833.74.813*	2500	18	18	Milky, rectangular	Aluminium, Silver Coloured Anodized
833.74.814#	2500	18	17	Milky, round	

\*Square

#Round



> Article No. 833.74.823  
End cap, rectangular, with cable outlet, plastic, silver coloured, 2 pieces for square profiles



> Article No. 833.74.824  
End cap, rectangular, with cable outlet, plastic, silver coloured, 2 pieces for round profiles

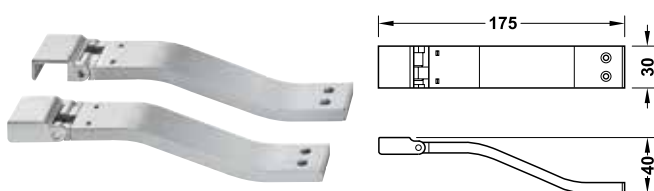


> Article No. 833.74.832  
Mounting bracket, stainless steel, silver coloured, 2 pieces



> Article No. 833.74.833  
Mounting bracket 40°, stainless steel, silver coloured, 2 pieces

Light Bracket



Supplied With

- 1 pair of mounting arms,
- 2 end caps for rounded profile and
- 2 end caps for rectangular profile

**Mounting arm for profiles 833.74.813**

Version: Can be swivelled 30° horizontally

Application: For surface mounting



> The mounting arms make it possible to have customised, perfectly fitting surface mounted cabinet lights.  
In combination with our rounded/rectangular profiles and an LED strip light, surface mounted solutions up to 1.5 m can be realised.

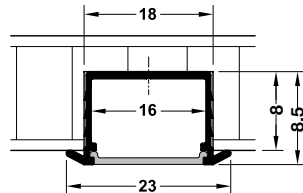
Article No.	Length (mm)	Width (mm)	Height (mm)	Finish
833.74.834	175	30	40	Aluminium, Silver Coloured Anodized

## Aluminium Profiles

### Recessed Mounted for LED Flexible Strip Lights

Loox

#### Aluminium Profile For LED Strip Lights - Recess Mounted



#### Supplied with

□ 1 Profile

Application: For recess mounting

Article No.	Length (mm)	Width (mm)	Height (mm)	Diffusor	Finish
833.72.844	2500	18	8.5	Milky	Aluminium, Silver Coloured Anodized
833.72.845	2500	18	8.5	Frosted	



> Article No. 833.72.819 / 833.72.855  
End cap, plastic silver coloured anodized  
2 pieces

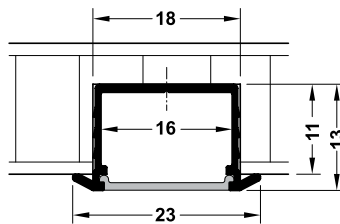


> Article. No. 833.74.832  
Mounting bracket, stainless steel,  
Silver coloured, 2 pieces



> Article. No. 833.74.833  
Mounting bracket 40°, stainless steel,  
Silver coloured, 2 pieces

#### Aluminium Profile For LED Strip Lights - Recess Mounted



#### Supplied with

□ 1 Profile

Application: For recess mounting

Article No.	Length (mm)	Width (mm)	Height (mm)	Diffusor	Finish
833.72.846	2500	18	13	Milky	Aluminium, Silver Coloured Anodized
833.72.847	2500	18	13	Frosted	



> Article No. 833.74.827 / 833.74.854  
End Caps,ABS, silver coloured  
Cable access (breakaway tab),recess mounted

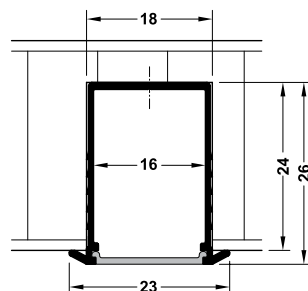


> Article. No. 833.74.832  
Mounting bracket, stainless steel,  
Silver coloured, 2 pieces



> Article. No. 833.74.833  
Mounting bracket 40°, stainless steel,  
Silver coloured, 2 pieces

#### Aluminium Profile For LED Strip Lights - Deep Recess



#### Supplied with

□ 1 Profile

Application: For recess mounting, 24 mm deep

Article No.	Length (mm)	Width (mm)	Height (mm)	Diffusor	Finish
833.72.848	2500	18	26	Milky	Aluminium, Silver Coloured Anodized
833.72.849	2500	18	26	Frosted	

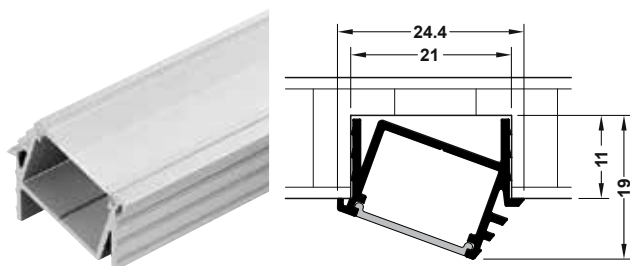


> Article No. 833.74.828 / 833.72.856  
End cap with cable outlet, plastic, silver coloured,  
2 pieces

Loox

Aluminium Profile For LED Strip Lights -Angle Recess

Application: For recess angular mounting



Supplied with

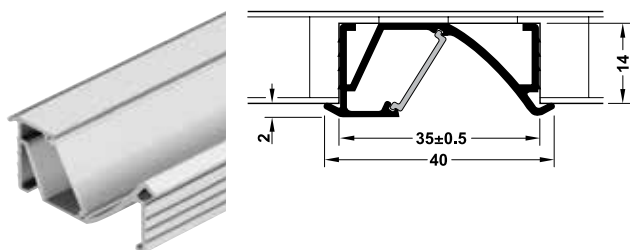
□ 1 Profile

Article No.	Length (mm)	Width (mm)	Height (mm)	Diffusor	Finish
833.72.851	2500	21	19	Frost	Aluminium, Silver Coloured Anodized



> Article No. 833.74.829 / 833.74.857  
End cap with cable outlet, plastic, silver coloured, 2 pieces

Aluminium Profile For LED Strip Lights -Angle Recess



Supplied with

□ 1 Profile

Application: For recess angular mounting

Article No.	Cover	Length (mm)	Width (mm)	Height (mm)
833.74.845	Frosted	2500	40	16



- > For single row Hafele LED strip lights 12 & 24 V
- > For panel thickness from 16 mm
- > Angled, flush
- > Indirect light output



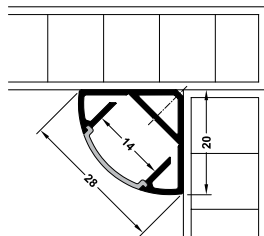
> Article No. 833.74.848  
End cap plastic, silver coloured; 2 pieces

## Aluminium Profiles

### Special Application for LED Flexible Strip Lights

Loox

#### Aluminium profile for LED Strip Lights - Surface Corner Mounted



#### Supplied with

□ 1 Profile

Application: For corner mounting

Article No.	Length (mm)	Width (mm)	Height (mm)	Diffusor	Finish
833.74.812	2500	28	20	Frosted	Aluminium, Silver Coloured Anodized

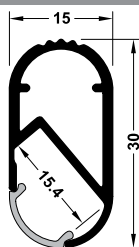
- 

> Article No. 833.74.822  
End cap, rectangular, with cable outlet, Plastic, Silver coloured, 2 pieces
- 

> Article No. 833.74.825  
End cap, rectangular, with cable outlet, Plastic, Silver coloured, 2 pieces
- 

> Article No. 833.74.826  
End cap, rectangular, with cable outlet, Plastic, Silver coloured, 2 pieces


#### Wardrobe Rail Profile





#### Supplied with

□ 1 Profile

Article No.	Length (mm)	Width (mm)	Height (mm)	Light throw	Finish
833.72.790	2500	15	30	Angular	Aluminium, Silver Coloured Anodized

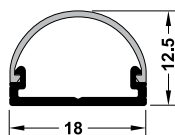
- 

> Article No. 803.33.758  
End cap, plastic silver coloured anodized 2 pieces
- 

> Article No. 802.07.200  
Center support, plastic silver coloured anodized 2 pieces
- 

> Article No. 803.04.51001  
End support for screw mounting on side panel and 5 mm dowel, Plastic Grey

#### Drawer profile





#### Supplied with


□ 1 Profile


Article No.	833.74.835
Finish	Aluminium, silver coloured anodized
Cover	Round, Milky
Length (mm)	2500
Width (mm)	18
Height (mm)	12.5
Application	For surface mounting


-  > Not suitable for LED 3028
- > Note the dimensions of the clip connector


- 

> Article No. 833.74.877  
End cap set, plastic ABS, silver coloured  
Supplied with: End caps, fixing screws
- 

> Article No. 833.74.837  
Mounting bracket, stainless steel, silver coloured
- 

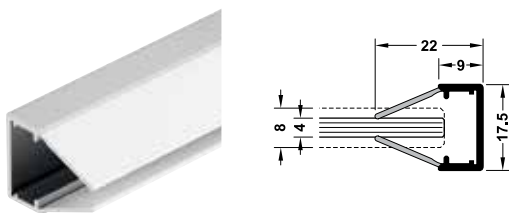
> Article No. 833.89.110 Door sensor 12 V for drawer profile
- 

> Article No. 833.89.088  
Motion detector 12 V, for drawer profile  
Delay time 30 sec. Detection range 0-3000 mm
- 

> Article No. 833.89.111  
Door sensor 24 V for drawer profile
- 

> Article No. 833.89.089  
Motion detector 24 V, for drawer profile  
Delay time 30 sec. Detection range 0-3000 mm

Glass edge profile



Supplied with

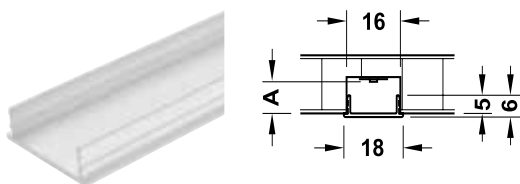
- 1 Profile

Application: For plug fitting

Article No.	Cover	Length (mm)	Width (mm)	Height (mm)
833.74.733	Milky	2500	17.5	22

- ! > For manufacturing customised glass edge lighting for glass thicknesses of 4–8 mm
- > Without load bearing function
- > Only for LED strip lights with max. 7.5 W/m

Diffuser Cover



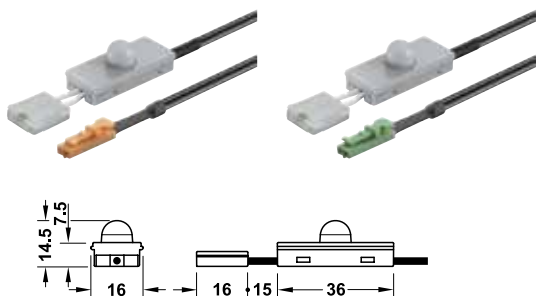
Supplied with

- 1 Profile

Application: For recess mounting

Article No.	Length (mm)	Diffusor
833.74.794	2500	Milky

Aluminium Profile Motion Detector 12/24 V



Supplied with

- 1 motion detector with 2 m lead

Article No.	For System (V)	Finish	Length (mm)	Width (mm)	Height (mm)
833.89.110	12	Plastic, silver coloured anodized	36	16	14.5
833.89.118	24	Plastic, silver coloured anodized	36	16	14.5

Delay time (secs): 30

Detection range (mm): 0-3000

Application: For press fitting

Supplied with: 1 motion detector with 2 m lead

- ! > For 12 and 24 V LED strip lights with 10 mm Width (mm) in aluminium profiles with 16 mm internal dimension
- > Automatic on/off
- > Detection range 0-3000 mm





## ACCESSORIES

With our range of LED Drivers, Hafele also houses a host of accessories such as RGB remote controllers to change the Colour temperatures in RGB strip lights, Infra-red and motion sensor switches, Dimming systems, extension cables for switches, multi-driver box, distribution boxes, converters, EU plugs & cable managers.

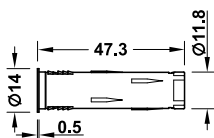
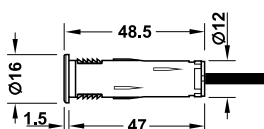
# ACCESSORIES

## LOOX Driver Switches

LOOX

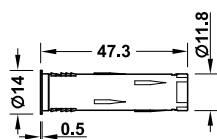
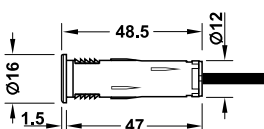
### Infra Red ON/OFF Sensor Switch

TOUCH-FREE



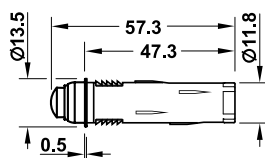
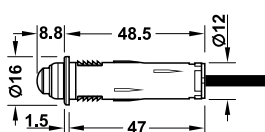
Article No.	LIG.89.095
Drill hole Ø (mm)	12
Length (mm)	47.3
Power Consumption (W)	1
Sensor Range (mm)	0 – 80
Finish	Plastic, silver coloured
Supplied with	1 switch + 2m lead

### Door sensor switch, modular



Article No.	LIG.89.094
Drill hole Ø (mm)	12
Length (mm)	47.3
Power Consumption (W)	1
Sensor Range (mm)	3 – 80
Finish	Plastic, silver coloured
Supplied with	1 switch + switch to driver connector 2m

### PIR Sensor Switch / Motion Detector Switch



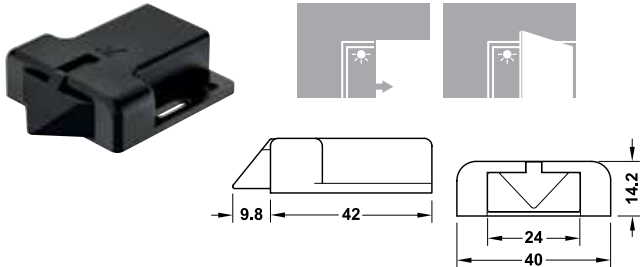
Article No.	LIG.89.093
Drill hole Ø (mm)	12
Length (mm)	57.3
Power Consumption (W)	1
Sensor Range (mm)	0-3000
Finish	Plastic, silver coloured
Delay Time (Secs)	Approx. 30
Supplied with	1 switch + switch to driver connector 2m

\*Use for Sliding Doors

## Accessories

### Switches

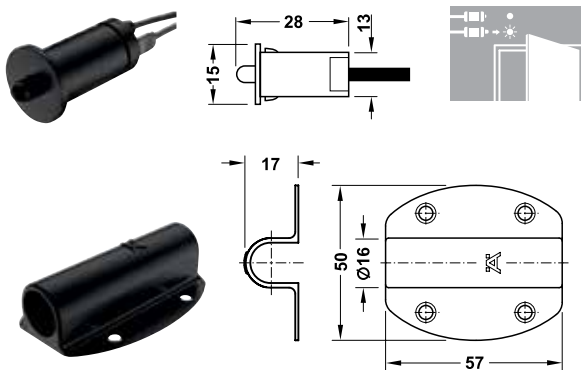
#### Universal door contact switch, modular



Article No.	LIG.89.065
Length (mm)	51.8
Width (mm)	40
Height (mm)	14.2
Finish	Plastic, black
Supplied with	1 switch + 2m lead

The universal door contact switch is suitable for hinged or single-leaf sliding doors.


#### Door contact switch



Article No.	Door contact switch 833.89.045	Housing for switch 833.89.048
Length (mm)	13	13
Width (mm)	-	16
Height (mm)	28	28
Finish	Plastic, black	Plastic, black
Supplied with	1 switch with 2 m lead	1 housing for switch Ø13 mm

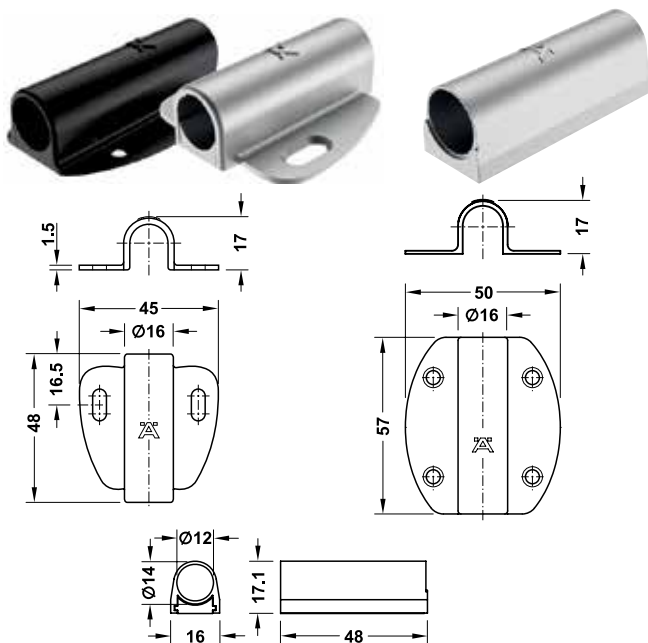
 > Drill hole 13 mm

#### Push Switch




Article No.	833.89.044
Drill hole Ø (mm)	13
Length (mm)	24
Contact rating (W)	0 – 75
Finish	Plastic, black
Supplied with	1 switch with 2 m lead

Switch Housing



Article No.	833.89.090	833.89.048	833.89.092
Diameter (mm)	16	16	14
Length (mm)	48	57	48
Width (mm)	45	50	16
Height (mm)	17	20	17.1
Finish	Plastic, silver coloured	Plastic, black	Plastic, silver coloured
Supplied with	1 housing	1 housing	1 housing
Application	For switch with Ø 12 mm	For switch with Ø 13 mm	For switch with Ø 12 mm

 > Suitable for 32 mm series drilled holes

Built-In Switch With Universal Push Button



Article No.	820.22.110	820.22.210	833.89.065*
Length (mm)	49.5	49.5	49.5
Finish	Brown	Ivory	Silver

\* Loax

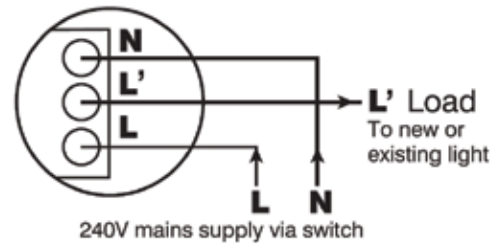
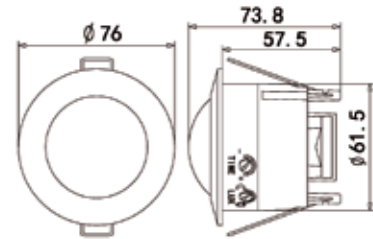
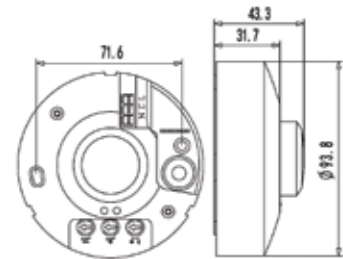
Door Contact Switch



Article No.	828.47.300	828.47.700
Length (mm)	39	39
Colour	Black	White

## Accessories

Ceiling Mounted Motion Sensors



### Specifications

#### Article No. 820.20.000

- ❑ Microwave technology.
- ❑ Gets activated by motion, i.e. speed & size.
- ❑ Dust-free and penetrates non-metal objects.
- ❑ Stable and Reliable.
- ❑ Longer Life Span – 100,000 hrs.
- ❑ High Accuracy.
- ❑ Very Low Frequency.

#### Article No. 820.20.001

- ❑ Passive infra red technology.
- ❑ Reduces operational costs.
- ❑ Easy installation.
- ❑ Low power consumption.
- ❑ Easy to use.

Article No.	820.20.000	820.20.001
Detection Range	120° (side-view) / 360° (top-view)	
Detection Reach (radii.)	Min 3 – Max 10 m (adjustable)	Approx. 6m
Time Delay	Min 8 sec – Max 10 mins	Min 10 sec (±3 sec) – Max 7 minutes (±2 mins)
Detection Speed	Min 0.6 – Max 1.5 m/s	
Light Control	Min 2 – Max 2000 LUX	Min 3 – Max 2000 LUX
Environment Temp.	Min -20° – Max + 40° C	
Environment Humidity	< 93%	
Power Consumption	Approx. 0.9 W	0.9 W (static mode), 0.45 W (triggered mode)

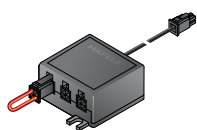


# LOOX

## The System Components

Based on the plug and play driver, you can customise the system in accordance with your requirements using add-on modules. The flexible and modular system components make it possible to have a wide range of applications and solutions, simplify installation or provide meaningful combinations of different lights and switches.

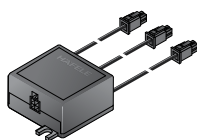
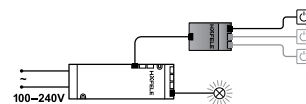
### The Most Important Components Of The Loox System



#### Multi switch box

1 LED driver operated by up to 3 switches.  
Allows the LED driver to be switched on and off from different positions.

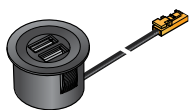
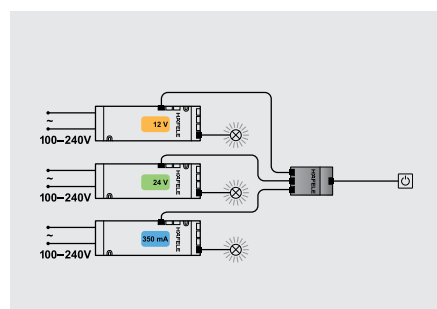
12 V 24 V 350 mA



#### Multi driver box

Up to 3 LED drivers can be controlled with 1 switch.  
Several drivers and therefore several lights in the room can be switched on and off with one switch. These can also be 3 of the same driver if you require additional power in a 12 V system, for example.

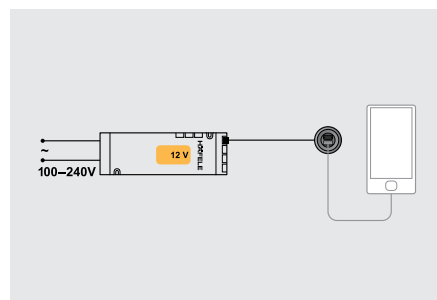
12 V 24 V 350 mA



#### USB converter

The USB converter is intended for direct installation in the furniture. It can charge up to two tablets or smartphones simultaneously, and therefore provides additional functionality in the living area and stores.

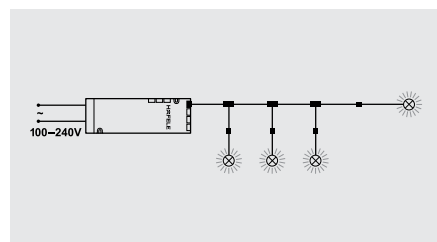
12 V

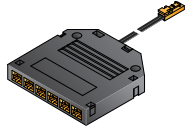


#### 4-way extension lead (Daisy Chain cable)

4 LED lights can be connected with a single lead from an LED output using the 4-way extension.

12 V 24 V

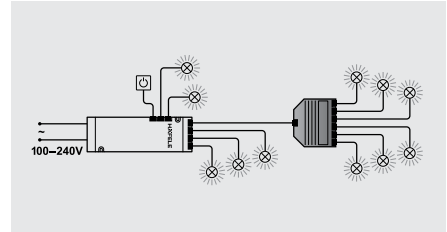




### 6-way distributor

Connect the 6-way distributor to an LED light output and you will be able to operate 6 additional lights using the driver.

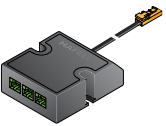
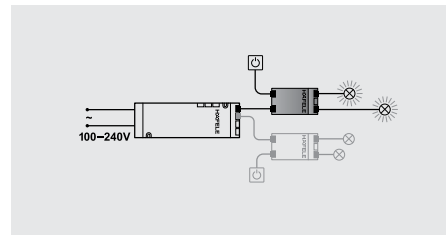
12 V 24 V



### 3-way distributor with switching function

The relevant lights can be operated separately and individually using the 3-way distributor with switching function connected to the output of the light.

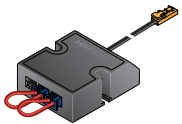
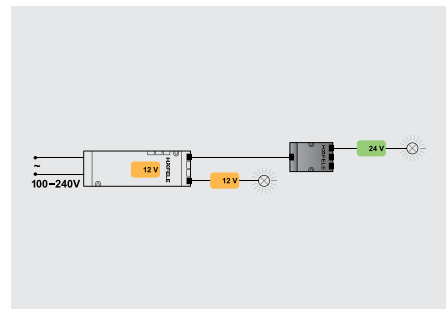
12 V 24 V



### Converter 24 V to 12 V

Combine 24 V lights with 12 V lights and operate them using a single 12 V driver.

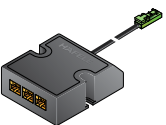
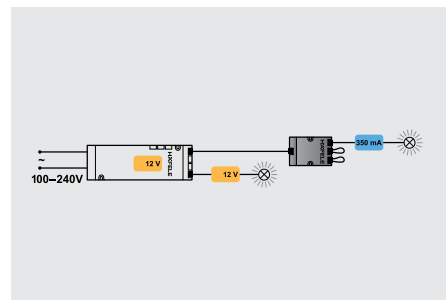
24 V → 12 V



### Converter 350 mA to 12 V

Combine 350 mA lights with 12 V lights and operate them using a single 12 V driver.

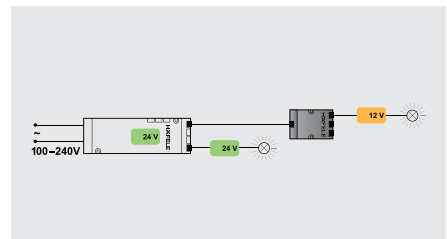
350 mA → 12 V



### Converter 12 V to 24 V

Combine 12 V lights with 24 V lights and operate them using a single 24 V driver.

12 V → 24 V

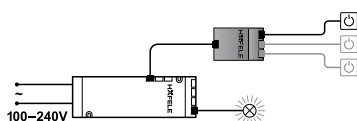


# Accessories

## Switch Accessories

Look

### Multi Switch Box

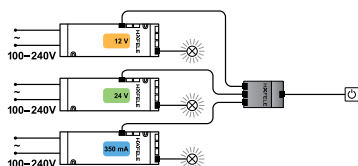


Article No.	833.89.060
Length (mm)	50
Width (mm)	40
Height (mm)	19
Finish	Plastic, black
Supplied with	1 multi switch box with 1 m lead



- 1 LED driver operated by up to 3 switches. Allows the LED driver to be switched on and off from different points.
- > A dimmer cannot be used in combination with multi switch box.
- > Max. 75 W per multi switch box.

### Multi Switch Box



Article No.	833.89.061
Length (mm)	50
Width (mm)	40
Height (mm)	19
Finish	Plastic, black
Supplied with	1 multi switch box with 1 m lead



- > Up to 3 LED drivers can be controlled with one switch. Several drivers and therefore several lights in the room can be switched on and off with one switch. These can be 3 of the same driver if additional power is required in a 12 V system, for example.
- > Max. 3 x 30 W per multi driver box.

### Extension Cable For Switches

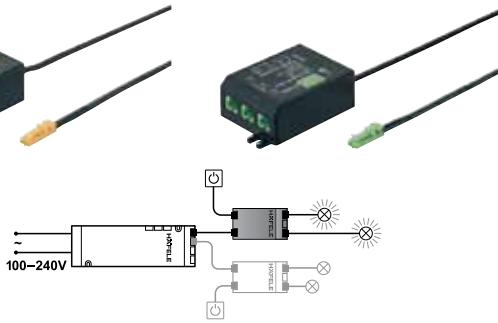


Article No.	833.89.067
Length (mm)	2000

## Leads & Distributors

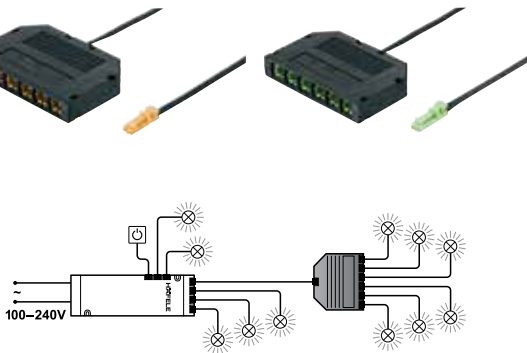
*Look*

### 3-way Distribution Box



Article No.	833.74.742	833.77.720
Length (mm)	57	57
Width (mm)	34	34
Height (mm)	18	18
Input (V)	12	24
Finish	Plastic, Black	
Supplied with	1 distributor with 2 m lead	

### 6-way Distribution Box



Article No.	833.74.742	833.77.720
Length (mm)	58.5	58.5
Width (mm)	38.2	38.2
Height (mm)	10.2	10.2
Input (V)	12	24
Finish	Plastic, Black	
Supplied with	1 distributor with 2 m lead	

With the 6-way distributor, up to 6 additional lights can be operated from one driver slot.

### Extension Lead



Article No.	833.80.705	833.80.706	833.74.725
Length (mm)	1000	2000	1000
Input (V)	350 mA	350 mA	12 V
Finish	Plastic, Black		
Supplied with	1 distributor with 2 m lead		

Article No.	833.74.726	833.77.707	833.77.708
Length (mm)	2000	1000	2000
Input (V)	12 V	24 V	24 V
Finish	Plastic, Black		Plastic, Black
Supplied with	1 distributor with 2 m lead		

EU plug



Article No.	833.89.00201	833.89.00202
Length (mm)	2000	2000
Input (V)	350 mA	350 mA
Type	With 2 pin	With bare end

Cable Manager




Article No.	833.89.013	833.89.023
Length (mm)	2500	
Width (mm)	12	
Height (mm)	7.5	
Finish	White	Brown



## Leads & Distributors

Loox


### Converter 12 V to 24 V – for connecting 24 V lights to the 12 V system



Article No.	833.77.934
Application	Connecting 24 V lights to the 12 V system
Power consumption	15 W
Standby power consumption	0.3 W
Primary side	DC 12 V
Secondary side	DC 24 V
Number of output ports	3 connections for 24 V lights
Dimensions (L x W x H) mm	60.5 x 34.2 x 14.6
Supplied with	1 converter with 1 m lead

- > Combine 24 V lights with 12 V lights and operate them using a single 12 V driver. Max. 10 W per converter


### Converter 24 V to 12 V – for connecting 12 V lights to the 24 V system



Article No.	833.74.947
Application	Connecting 12 V lights to the 24 V system
Power consumption	15 W
Standby power consumption	0.3 W
Primary side	DC 24 V
Secondary side	DC 12 V
Number of output ports	3 connections for 12 V lights
Dimensions (L x W x H) mm	60.5 x 34.2 x 14.6 mm
Supplied with	1 converter with 1 m lead

- > Combine 12 V lights with 24 V lights & operate them using a single 24 V driver. Max. 10 W per converter

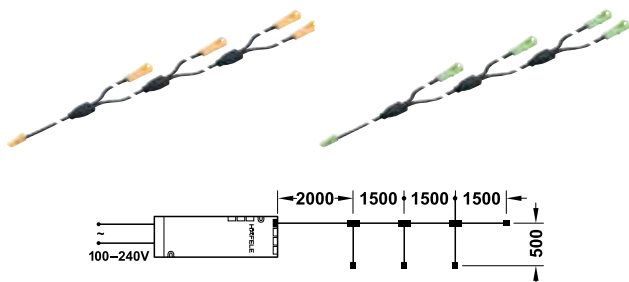
### Converter 350 mA to 12 V – for connecting 350 mA lights to the 12 V system



Article No.	833.80.912
Application	Connecting 350 mA lights to the 12 V system
Primary side	DC 12 V
Secondary side	DC 350 mA (min. 1 W, max. 9 W)
No. of Wattage (W) ports	3 connections for 350 mA lights
Dim. (L x W x H) mm	61 x 34 x 15
Supplied with	1 converter with 1 m lead

- > Cable bridge (alternative); 1 piece Article No. 833.80.720
- > Combine 350 mA lights with 12 V lights and operate them using a single 12 V driver. Max. 9 W per converter.

### Daisy Chain - 4-Way Extension Lead – Convenient Extension For Additional Lights



Article No.	833.74.765	833.77.800
Length (mm)	6500	
Application	12 V system	24 V system
Finish	Plastic, black	
Supplied with	1 lead	

- Makes the power supply for multiple lights easier.
- > Max. 4 lights per extension can be connected. max. 2 extensions can be coupled.

# Accessories

## Dimming Systems




### Specifications

- ❑ Easy to install and controlled by wireless remote.
- ❑ Comes in 12 & 24 V and compatible with Loox drivers.
- ❑ Receiver has memory of brightness settings.
- ❑ Receiver comes with 4 female sockets for lights.
- ❑ 4 different ambient settings through remote.
- ❑ High energy saving of around 40%.

Article No.	833.00.621	833.00.622
Wattage (W)	60	120
Input voltage	100 – 240 V~; 50 – 60 Hz	
Output voltage	DC 12 V	DC 24 V
Output current	5 A	
Stand-by power consumption	<0.5 W	
Degree of protection	IP20	
Number of slots for lights	4	
Colour	White	
Dimensions (L x W x H mm)	178 x 46 x 18	
Supplied with	1 receiver (2 male connectors, 4 female sockets for lights)	

### Dimming Driver (Phase Cut)

Article No.	833.80.802
Description	Dimmable LED Driver 8 W
Input voltage	100-240V



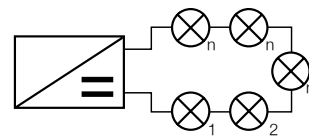
### Remote Controller for Dimmer



Article No.	833.00.620
Dimension	136.5mm (L) X 39mm (W) X 10.7mm (H)
Material	Black Plastic Casing
Frequency	434MHz / 868 MHz
Battery	3 V, Button Battery
Control Range	25 Meters

## Loox LED DRIVER CONSTANT CURRENT 350 mA

DRIVERS 350 mA



Series connection

The driver is the heart of the Loox system, and is suitable for connecting to all of the world's most frequently used power systems. It has an integrated switching function and connections for all of the most popular types of switch.



- > Lead length from driver to switch max. 6 m.
- All lights and switches must be connected to the driver first, before connecting the driver to the mains.
- Any unused slot must have a bridge. Bridge connectors are supplied.

Article No.	LIG.80.900	LIG.80.901
Wattage (W)	1-4	5-10
Input voltage	100 – 240 V; 50 – 60 Hz	
Constant current	350 mA	
Degree of protection	IP20	
Number of slots	4 slots for 350 mA lights, 1 slot for switch, 1 slot for country-specific primary lead	10 slots for 350 mA lights, 1 slot for switch, 1 slot for country-specific primary lead
Colour	Black	
Length (mm)	140	195
Width (mm)	43	43
Height (mm)	20	28
Supplied With	Mounting Accessories	

# LED DRIVER

CONSTANT CURRENT 350 mA

DRIVERS 350 mA

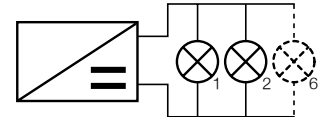


Compact in size, ideal for use in small spaces in furniture.

Article No.	833.80.050	833.80.051	833.51.000	833.35.005
Wattage (W)	1-3			
Input voltage	100 – 240 V~; 50 – 60 Hz			
Constant current	350 mA			
Degree of protection	IP20			
Colour	White			

## Loox LED Driver CONSTANT VOLTAGE 12 V

12 V SYSTEM



Parallel connection

The driver is the heart of the Loox system, and is suitable for connecting to all of the most popular power systems that are used around the world. It has an integrated switching function and connections for all of the most popular types of switch.

 > Lead length from driver to switch max. 6 m.

Article No.	LIG.74.900	LIG.74.917	LIG.74.901	LIG.74.913	LIG.74.941
Wattage (W)	0-15	0-20	0-30	0-60	0-15
Input voltage	100 – 240 V; 50 – 60 Hz				
Output voltage	12 V				
Output current	1.25 A	1.67 A	2.5 A	5 A	1.25 A
Stand-by power consumption	<0.5 W				
Degree of protection	IP20				
Number of slots for lights	6				
Universal switch input	Yes				No
Colour	Black				
Dimensions (L x W x H mm)	140 x 43 x 20	128 x 50.5 x 14	195 x 43 x 28	208 x 56.5 x 30	128 x 50.5 x 14
Supplied with	Mounting accessories				



# LED Driver

CONSTANT VOLTAGE 12 V

12 V SYSTEM



12 W Driver is compact in design, ideal for furniture use.  
96 & 180 W Drivers are ideal for heavy duty use.

Article No.	833.80.90203	833.02.908	833.74.90008	833.74.900015
Wattage (W)	0 – 12	0 – 36	0 – 96	0 – 180
Input voltage	100 – 240 V~; 50 – 60 Hz			
Output voltage	DC 12 V			
Output current	1 A	3 A	8 A	15 A
Degree of protection	IP20			
Colour	Black	Steel Grey		
Length (mm)	68	105	142	168
Width (mm)	40	50	78	88
Height (mm)	25	38	45	52

## LED Driver

WITH MODULAR SOCKET FOR LEAD & PLUG-IN

### 12 V SYSTEM




Article No.	LIG.74.933	LIG.74.935	LIG.74.937
Plug design			
Designation	EU	EU	EU
Power output (W)	6	15	30
Input voltage	100 – 240 V~; 50 – 60 Hz		
Output voltage	DC 12 V		
Stand-by power consumption	0.3 W		
Degree of protection	IP20		
Colour	Black		
Dim. (L x W x H) mm	61 x 37 x 57	78 x 46 x 68	84 x 50 x 72


#### Main leads 12 V

4 m lead  
with 2 slots

4 m lead with 6-way  
distributor



833.74.749



833.74.748

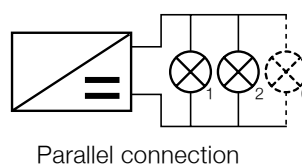


> Switch after 2 m lead Length (mm)

# Loox LED DRIVER

CONSTANT VOLTAGE 24 V

24 V SYSTEM



The driver is the heart of the Loox system, and is suitable for connecting to all of the world's most frequently used power systems. It has an integrated switching function and connections for all of the most popular types of switch.

**!** > Lead length from driver to switch max. 6 m.

Article No.	LIG.77.900	LIG.77.912	LIG.77.901	LIG.77.914	LIG.77.936
Wattage (W)	0-15	0-20	0-30	0-75	0-15
Input voltage	100 – 240 V; 50 – 60 Hz				
Output voltage	DC 24 V				
Output current	0.625 A	0.83 A	1.25 A	3.15 A	0.625 A
Stand-by power consumption	<0.5 W				
Degree of protection	IP20				
Number of slots for lights	6	6	6	6	6
Universal switch input	Yes	Yes	Yes	Yes	No
Colour	Black				
Dimensions (L x W x H mm)	140 x 43 x 20	128 x 50.5 x 14	195 x 43 x 28	208 x 56.5 x 30	128 x 50.5 x 14
Supplied with	Mounting accessories				



# FURNITURE MUSIC & POWER SYSTEMS

Häfele combines striking looks with advanced acoustics to produce a high-fidelity wireless Bluetooth music system integrated within your furniture/worktop. The music system not only delivers an innovative sound concept but also brings your furniture piece to life.

The concepts of space efficiency, functionality, ease, entertainment and advanced technology are seamlessly integrated into Häfele's New Pop-up Power Systems. These systems are great for adding power plugs and even an in-built Bluetooth Audio Speaker System to a conference room, a kitchen worktop space or your home without compromising the look.

Furniture Music System



Article No.	833.02.827
Speaker	2 X 10W
Subwoofer	1X 10W

USB converter, modular – for 12 V system



Article No.	833.74.876
Output voltage	39
Output current	5 V
Power consumption	2 A
Finish	Plastic, matt, black

New Pop-Up Sockets

























Article No.	822.80.300	822.80.301
Description	Pop-up Socket with Bluetooth Speaker	Pop-up Socket without Bluetooth Speaker
Dimensions (mm)	436 (H) x 100 (Ø)	345 (H) x 100 (Ø)
No. of Sockets	International Sockets: 2 USB Sockets: 2	International Sockets: 3 USB Sockets: 2
Input	220 – 240 V ~ 50 Hz	220 – 240 V ~ 50 Hz

\* In closed position



## Symbols & Terms

### Test Symbols & Definition Of Technical Terms

	TÜV seal of quality	<b>RoHS</b>	Restriction of Hazardous Substances (EU directive 2011/65/EU)		Do not use components that impede thermal radiation
	Confirmation from manufacturer that the product complies with the product-specific applicable European directives.		Protection class II	<b>K</b>	Kelvin
	Underwriters Laboratories correspondence with the national standards in the USA and Canada.		Protection class III	<b>W</b>	Watt
	Product Safety Electrical Appliance and Material Safety Law (for Japan)	<b>SELV</b>	Safety Extra Low Voltage	<b>T<sub>A</sub></b>	Ambient temperature
	Regulatory Compliance Mark (for Australia)	<b>IP20</b>	Only for use in dry locations	<b>f</b>	Frequency
	China Compulsory Certification	<b>IP44</b>	Penetration by solid foreign bodies $\geq 1$ mm $\varnothing$ is prevented. Water spray protection (water from all directions)		Switches
	Korea Certification Mark	<b>IP65</b>	Dust-tight, protection from water spray (jet) from any angle.		Driver
	Bureau of Standards, Metrology & Inspection BSMI (for Taiwan)		IP44 After Installation		Dimmable
	Thai Industrial Standards Institute TISI		IP65 After Installation		Motion detector
			Furniture Installation Symbol	<b>RGB</b>	RGB light
			Lights To Be Used Indoors Only. Not To Be Used Outdoors!		Multi white light
					(Geprüfte Sicherheit) The product is safe to use

#### Technical terms

Luminous intensity	The luminous intensity indicates the light output, i.e. the quantity of light a source emits. It is indicated in Lumen (lm).
Luminous efficacy	The luminous efficacy is the ratio of the luminous intensity and the wattage absorbed (lm/W) and is used to measure the operating efficiency of the light source.
Illuminance	The illuminance is the luminous intensity in relation to a surface and it is indicated in Lux (lx = lm/m <sup>2</sup> ). It is used to measure the brightness with which a surface is illuminated.
Refraction angle	The refraction angle (beam angle) describes the angle between two imagined straight lines in a plane through the optical beam axis, whereby these straight lines go through the centre of the front of the lamp and through the points at which the illuminance is 50% of the illuminance on the optical beam axis.
Colour temperature	The colour temperature is a specification of the colour appearance of a white light source and is measured in Kelvin (K). The lower the colour temperature, the warmer the light; the higher the colour temperature, the cooler the light. White light sources with a colour temperature below 3400 K are considered "warm white", white light sources with a colour temperature between 3400 and 5700 K are considered "cool white". White light sources above 5700 K are referred to as "daylight white".
Colour binning	LEDs are sorted according to colour. LED colour deviations are dependent on the grade of binning. The LEDs used in Hafele lights have a deviation of $\pm 200$ K.
Colour rendering index (CRI)	The colour rendering index is a parameter that can be used to compare the colour rendering quality of light sources at the same colour temperature. The higher the value, the better the colour rendering. A value of 100 corresponds to the colour rendering of daylight.
Energy efficiency category	The energy efficiency category provides information about the relevant energy consumption. Lamps and lights are categorised in classes E to A++. LED lights achieve the highest classes A to A++.
Weighted energy consumption	The weighted energy consumption shows the energy consumption in kilowatt hours in relation to 1,000 hours of use.

# FAQ

## Questions & Answers

### Glossary

#### LED

A light-emitting diode (LED) is a semi-conductor element that emits light when electricity passes through it. This semiconductor element consists of a crystal that is attached to a metal holder, and are both encapsulated in protective plastic.

LEDs are mostly based on inorganic, i.e. non-carbonic materials.

#### OLED

Organic light-emitting diodes (OLEDs) are based upon organic (carbonic) materials. OLEDs are manufactured in thin layers and therefore provide a diffuse light source. The OLED technology is becoming more frequently used in display applications (e.g. mobile phones and PDA screens).

#### Service life of an LED L70

Up to 50,000 hours. L70 is the time after which the LED is still emitting 70% of its original light.

#### Infrared radiation from LEDs

LEDs do not emit infrared radiation like incandescent bulbs do.

#### Heat generation of LEDs

All light sources produce heat, even LEDs. However, they do not become very hot, especially if the LEDs and lights are fitted with "heat sinks", they help to lead away heat.

#### Test of service life in accordance with the LM-80 standard

Häfele tests all LEDs it uses in accordance with the LM-80 standard. LM-80 is a standardised testing method, which allows products to bear the EPA's (Environmental Protection Agency) Energy Star. The test is a manufacturer-independent comparison of LEDs. During the test the luminous flux (Lumen maintenance) of an LED is tested at three different temperatures (55, 85, and 105 °C) for 6,000 hours. Then the life span L70 is calculated by means of extrapolation. The extrapolation procedure is described in regulation IES TM-21.

#### Lead in Loox products

Loox Products by Häfele are lead-free and adhere to the RoHS guidelines.

## FAQ

### Questions & Answers

#### Technical questions about Loox

What has a major effect on the service life of drivers and LEDs?

An ambient temperature and/or voltage that is too high.

How long should the lead of an LED light / LED flexible strip light be?

6 metres, as with a longer lead the resistance drops and the specified light intensity can no longer be guaranteed.

What is the service life of the drivers?

At least 30,000 hours at a max. ambient temperature of 45°C.

Can an LED flexible strip light be used behind acrylic glass?

Yes, however the acrylic glass increases the colour variations (binning) up to four times and minimal colour deviations are therefore more visible.

Can the multi switch box, the multi driver box and the 3-way distributor with switching function be connected in series multiple times?

No, because the signals can no longer be transmitted properly.

With what output tolerance should drivers and LED lights be calculated?

± 10 per cent

Can 12 V and 350 mA lights or 12 V and 24 V lights be used together?

Yes, please use our respective converter

Which ambient variables can lead to problems when using the door sensor switch?

High-gloss front panels and sliding doors. Solution: Please use motion detector.

Is it possible to control multiple colour mixers with a single remote control?

Yes, different colour mixers can be taught in on a single remote control.

Is the dimmer setting saved if the power fails?

The dimmer setting is saved for RGB/multi-white mixers, but the mixer has to have been connected to the mains for at least one minute.

# FAQ

## Questions & Answers

### Technical questions about Loox

For how many Amperes are the Loox LED plug systems suitable?

2.5 Amperes

What is the maximum Wattage that I can connect to a light output on a driver?

With 12 V systems this is  $12\text{ V} \times 2.5\text{ A} = 30\text{ W}$ .  
With 24 V systems this is  $24\text{ V} \times 2.5\text{ A} = 60\text{ W}$ .

What is AWG 22?

AWG stands for American Wire Gauge.  
It is the coding for wire diameters in electrical leads that are mainly used in North America. This identifies the cross-section of wires in electrical leads that consist of strands and wire.

Can Loox lights be operated using multiple switches?

Yes, please use the multi switch box to do this. Up to three switches can be connected to the multi switch box. The dimmer does not work with the multi switch box.

What is the difference between the different LED flexible strip lights?

Some flexible strip lights are sheathed in silicone, which means that no profiles are required for installation. These LED flexible strip lights can be directly installed in a groove or attached to a surface.  
Other flexible strip lights do not have silicone and it is advisable to use aluminium profiles for installation and heat management.

What influence does the type of glass edge have on the lighting effect that is generated?

The lighting effect varies depending on the type of glass shelf.  
>>Glass edge with satin finish = even light line  
>>Clear glass edge = point light

Can I simply cut LED flexible strip lights to length?

Yes, LED flexible strip lights can be shortened at the mark with the scissor symbol.  
Example of LED flexible strip light: Cut off, fit clip connector and press on – finished.



Can be shortened



Installation: Self-adhesive



Lead with clip connector

## FAQ

### Questions & Answers

Why do the lights have to be plugged in first before connecting the high voltage mains plug?

If the driver is connected to the power first, electrical power is output at the secondary side, which leads to overvoltage and therefore damage to the lights if they are connected.

Can Loox lights be used in RVs/boats?

Yes, but an upstream voltage stabiliser must always be installed, since voltage fluctuations occur in on-board power supplies and voltage peaks (even slight overvoltage) can reduce the service life of the lights considerably or cause damage.

How can I compare the output of an LED light with a halogen light?

Use the cone of light and compare the values at 500 mm. A 20 W halogen light features approx. 600 lx at 500 mm.

#### Troubleshooting

Why does the light flash at regular intervals when it is switched off?

This is caused by leakage current in the electrical installation which is charging the capacitor in the driver until it briefly gives off the power at regular intervals to discharge itself and the light therefore briefly flashes.

**Solution:** Check the entire installation.

Why does my LED light flash?

Flashing is a sign of (under or) overloading.  
Use a driver with higher power or reduce the number of consumers.

What may be the cause if an RGB LED flexible strip light is only displaying individual colours?

The clip connector has been connected the wrong way round or the strip has been connected to the wrong end or to the driver.

Why is the door sensor switch not operating correctly?

When sliding doors are being used, the door sensor switch cannot record the movement of the door properly. Dark surfaces (e.g. jet black) have poor reflection. The optical sensor may therefore fail to detect the door panel.

**Solution:** Use motion detectors









**Mumbai Design Centre:**

#2 Filix Building, Opp. Asian Paints,  
L.B.S. Marg, Bhandup (West),  
Mumbai - 400 078.  
Tel.: 022 2596 9660/ 2596 9787/  
2594 7305

**Mumbai Regional Office**

Unit No. 205 Wing "E"  
2nd Floor, Corporate Avenue,  
Chakala, Andheri (East)  
Mumbai - 400093  
Tel.: 022 61197800

**Pune Design Centre**

Showroom no. 2, Ground floor, F P no. 403,  
A/2, ICC Trade tower, Senapati Bapat Marg,  
Shivaji Nagar, Pune -411016

**New Delhi Design Centre:**

D-89 , 1st Floor, Okhla Phase-I,  
New Delhi - 110 020.  
Tel.: 011-66574999 • Fax: 011-41605482

**Bangalore Design Centre:**

No. 2/1, "Shiv Manor",  
Langford Road, Shanthi Nagar,  
Bangalore - 560 027.  
Tel.: 080 4132 6116 • Fax: 080 4132 6226

**Hyderabad Design Centre:**

Park Side, 8-2-348/3/4, Road No. 3,  
Above Almond House, Banjara Hills,  
Hyderabad - 500 034.  
Tel.: 040 6666 8851 • Fax: 040 6666 8852

**Kolkata Design Centre:**

PS PACE, Premises No. 1/1A,  
Mahendra Roy Lane, Topsia,  
Kolkata - 700 046.  
Mob.: 033 40086814 / 033 40089268  
Fax: 033 24988020

**Chennai Design Centre:**

First Floor No.24, College Road,  
Nungambakkam, Chennai 600 006  
Tel.: 044 - 4215 1542 • Fax: 044 2446 0922

**Pune Office:**

Office No. 12, Vastushree Complex,  
Survey No.587, Near Hyde Park,  
Gultekdi, Market Yard,  
Pune - 411 037.  
Tel.: 020 2426 6264  
Fax: 020 2426 6274

**Ahmedabad Office:**

Office No. 302, 3rd Floor,  
Shangrila Arcade,  
Near Shyamal Cross Road, Satellite,  
Ahmedabad - 380015  
Tel.: +91 79695 55505 / 8866220505

**Hafele Design Centre, Colombo:**

No. 52, Nandana Gardens, Colombo - 04  
(On Duplication Road), Sri Lanka  
Tel.: +94 112 500 501  
Fax: +94 112 500 553

**Hafele Design & Training Centre,  
Moratuwa:**

448, Galle Road,  
Rawathawatta, Moratuwa, Sri Lanka.  
Tel.: +94 112 644 600

**Hafele Boutique, Kandy:**

747A, Sirimawo Bandaranayaka, Mawatha,  
Mulgampola, Kandy, Sri Lanka.  
Tel./Fax: +94 812 223 338

**Bangladesh:**

Tilottama Design Studio  
Road: 138, House: 8/A, Gulshan 1,  
Dhaka - 1212  
Tel.: 880-2-9886526  
Mob.: 8801-672434394

**Nepal**

Monika Home Decor  
Kathmandu Plaza, Kamaldhi,  
Kathmandu, Nepal  
Tel.: 00 9851 030 556/  
00 977 9818496082/  
00 977 9851030556

**Bhutan**

S C & K Marketing and Sales  
First Floor, Hotel 89 Building  
Chorten Lam, Thimphu, BHUTAN  
Tel.: 975 2 333419 / 77114228 /  
17600663

# HÄFELE

**Mumbai Corporate Office:**

Office No. 3, Building "A", BETA,  
I Think Techno Campus, Off J.V.L.R.,  
Opp. Kanjurmarg East, Mumbai - 400 042  
Tel.: 022 6142 6100 • Fax: 022 6702 0531

**For Enquiries SMS "HAFELE" to 56070**

Toll Free Customer Care: 1800 266 6667  
customer care@hafeleindia.com  
info@hafeleindia.com



<http://facebook.com/hafeleindia>



<http://www.twitter.com/hafeleindia>

