











w.e.f. 01<sup>st</sup> April 2020

Sr. No.	Description	Product Code	UNSPSC Code	Std. Pkg.	UNIT MRP (Rs.)	Product
<b>AUTOMATIC DOOR OPERATOR</b>			<b>HSN Code : 84798999</b>			
588	Safety Sensor	9009	30171510PA00002	1	4600	
589	Upper Sensor	4079	30171510PA00022	1	5800	
590	Auto Door Clamp 1000 mm	5090	40141799SD00207	1	9500	
591	Auto Door Clamp 1500 mm	4316	40141799SD00242	1	19000	
592	Door Automatic ST10 S - 2000 mm	9011	30171510SD00003	1	87578	
593	Door Automatic ST20 S - 2000 mm	9013	30171510SD00002	1	114883	
594	Door Automatic ST25 D - 4200 mm	5089	30171510SD00009	1	100000	
595	Door Automatic ST25 D - 5200 mm	4298	30171510SD00017	1	145000	
596	Door Automatic ST25 D - 6200 mm	4135	30171510SD00018	1	164000	
<b>FURNITURE FITTINGS</b>			<b>HSN Code : 83021090</b>			
697	Slip on Hinge - Full Overlay	7213	31162403SD00094	50	82	
698	Slip on Hinge - Half Overlay	7214	31162403SD00129	50	84	
699	Slip on Hinge - Inset	7215	31162403SD00096	50	86	
600	Slip on Hinge - Full Overlay - 4 Hole	6933	31162403SD00084	50	100	
601	Slip on Hinge - Half Overlay - 4 Hole	6934	31162403SD00085	50	105	
602	Slip on Hinge - Inset - 4 Hole	6935	31162403SD00086	50	110	
603	Clip on Soft Hinge - Full Overlay	7216	31162403SD00098	30	270	
604	Clip on Soft Hinge - Half Overlay	7217	31162403SD00099	30	280	
605	Clip on Soft Hinge - Inset	7218	31162403SD00100	30	290	
606	Clip on Soft hinge 4 hole -Full Overlay	4788	31162403SD00207	30	290	
607	Clip on Soft hinge 4 hole - Half Overlay	4789	31162403SD00208	30	300	
608	Clip on Soft hinge 4 hole - Inset	4790	31162403SD00209	30	310	
609	Clip on SS 304 Soft Hinge 4 hole – Full Overlay	5069	31162403SD00161	30	485	
610	Clip on SS 304 Soft Hinge 4 hole – Half Overlay	5070	31162403SD00162	30	485	
611	Clip on SS 304 Soft Hinge 4 hole – Inset	5071	31162403SD00163	30	485	
612	Clip on hinge full overlay – Regular	7098	31162403SD00091	50	130	
613	Clip on hinge half overlay – Regular	7099	31162403SD00092	50	135	
614	Clip on hinge inset – Regular	7100	31162403SD00093	50	140	
615	Thick door hinge full overlay – regular	7095	31162403SD00088	50	280	
616	Thick door hinge half overlay – regular	7096	31162403SD00089	50	285	
617	Thick door hinge inset – regular	7097	31162403SD00090	50	290	
618	Blind corner hinge – Soft	7091	31162403SD00097	50	380	
619	Blind Corner hinge – Regular	7092	31162403SD00087	50	245	
620	Cabinet Hinge Bi Fold (Pi Corner) - 2 Regular	6840	31162403SD00082	30	320	
621	Cabinet Hinge 165° (Pi Corner) - 1 Regular	6841	31162403SD00083	30	600	
622	Ball Bearing Drawer Channel 250 mm - Zn*	8173	30161808SD00005	10	360	
623	Ball Bearing Drawer Channel 300 mm - Zn*	8174	30161808SD00008	10	395	
624	Ball Bearing Drawer Channel 350 mm - Zn*	8175	30161808SD00007	10	415	
625	Ball Bearing Drawer Channel 400 mm - Zn*	8176	30161808SD00006	10	440	



w.e.f. 01<sup>st</sup> April 2020

Sr. No.	Description	Product Code	UNSPSC Code	Std. Pkg.	UNIT MRP (Rs.)	Product	
626	Ball Bearing Drawer Channel 450 mm - Zn*	8177	30161808SD00002	10	475		
627	Ball Bearing Drawer Channel 500 mm - Zn*	8178	30161808SD00001	10	520		
628	Ball Bearing Drawer Channel 550 mm - Zn*	8179	30161808SD00004	10	575		
629	Ball Bearing Drawer Channel 600 mm - Zn*	8180	30161808SD00003	10	635		
630	Ball Bearing Drawer Channel 250 mm - Blk*	7831	30161808SD00016	10	360		
631	Ball Bearing Drawer Channel 300 mm - Blk*	7832	30161808SD00015	10	395		
632	Ball Bearing Drawer Channel 350 mm - Blk*	7833	30161808SD00014	10	415		
633	Ball Bearing Drawer Channel 400 mm - Blk*	7834	30161808SD00013	10	440		
634	Ball Bearing Drawer Channel 450 mm - Blk*	7835	30161808SD00012	10	475		
635	Ball Bearing Drawer Channel 500 mm - Blk*	7836	30161808SD00009	10	520		
636	Ball Bearing Drawer Channel 550 mm - Blk*	7837	30161808SD00011	10	575		
637	Ball Bearing Drawer Channel 600 mm - Blk*	7838	30161808SD00010	10	635		
638	Soft Close Drawer Channel 300 mm*	7083	30161808SD00021	10	660		
639	Soft Close Drawer Channel 350 mm*	7084	30161808SD00022	10	735		
640	Soft Close Drawer Channel 400 mm*	7085	30161808SD00023	10	790		
641	Soft Close Drawer Channel 450 mm*	7086	30161808SD00024	10	865		
642	Soft Close Drawer Channel 500 mm*	7087	30161808SD00025	10	920		
643	Soft Close Drawer Channel 550 mm*	7088	30161808SD00026	10	1015		
644	Soft Close Drawer Channel 600 mm*	7089	30161808SD00027	10	1035		
645	Heavy Duty Drawer Slides 450 mm*	6901	30161808SD00104	5	1270		
646	Heavy Duty Drawer Slides 500 mm*	6902	30161808SD00105	5	1395		
647	Heavy Duty Drawer Slides 550 mm*	6903	30161808SD00110	5	1540		
648	Heavy Duty Drawer Slides 600 mm*	6904	30161808SD00106	5	1700		
649	Heavy Duty Drawer Slides 650 mm*	6905	30161808SD00028	5	1810		
650	Heavy Duty Drawer Slides 700 mm*	6906	30161808SD00029	5	1960		
651	Heavy Duty Drawer Slides 750 mm*	6907	30161808SD00030	5	2095		
652	Heavy Duty Drawer Slides 800 mm*	6908	30161808SD00031	5	2225		
653	Heavy Duty Drawer Slides 900 mm*	6998	30161808SD00032	5	2775		
<b>GLASS HARDWARE</b>							
<b>FLOOR SPRING</b>							
654	D60 Floor Spring (60 Kg)	7477	30171514SD00053	2	3300		
655	D80 Floor Spring (80 Kg)	8293	30171514SD00036	2	4400		
656	B710 Floor Spring - Compact (80 Kg)	8341	30171514SD00014	2	5050		
657	D100 Floor Spring - 1100 mm Width (100 Kg)	8294	30171514SD00035	2	8550		
658	D120 Floor Spring (120 Kg)	7381	30171514SD00054	2	8820		
659	D150 Floor Spring (150 Kg)	7382	30171514SD00055	2	9360		
660	Top and Bottom Pivot for Floor Spring	6618	30171514PA00017	20	450		