















02. HINGES AND LIFTING SYSTEMS

SLIDE ON HINGES

MESUCO 131x Ø35 cup hinge. "Slide-on" assembly









PICTURE	PART NUMBER	DESCRIPTION	AVAILABILITY	PRICE MRP	PACKING UNIT	CATALOGUE PAGE
<p><i>Full overlay</i></p> 	394.030.066 394.210.062	110° / 0 mm / Screw - fixed / HD=52 mm	A	86	Pair	12
<p><i>Half overlay</i></p> 	394.031.061 394.210.062	110° / 8 mm / Screw - fixed / HD=52 mm	B	88	Pair	12
<p><i>Inset*</i></p> 	394.032.063 394.210.062	110° / 17 mm / Screw - fixed / HD=52 mm	B	90	Pair	12
<p><i>Full overlay</i></p> 	323.250.060 394.210.062	165° / 0 mm / Screw - fixed / HD=52 mm	C	460	Pair	12
<p><i>Half overlay</i></p> 	323.260.066 394.210.062	165° / 9 mm / Screw - fixed / HD=52 mm	C	480	Pair	12
<p><i>Full inset*</i></p> 	323.270.065 394.210.062	165° / 18 mm / Screw - fixed / HD=52 mm	C	504	Pair	12
	394.210.062	Slide On Mounting Plate / Screw-Fixed / 0 mm	A	10	500	12

RAPID QUICK ASSEMBLY HINGES
MESUCO 131x rapid Ø35 cup hinge. Quick assembly

PICTURE	PART NUMBER	DESCRIPTION	AVAILABILITY	PRICE MRP	PACKING UNIT	CATALOGUE PAGE
<p><i>Full overlay</i></p> 	394.010.061 394.220.061	110° / 0 mm / Screw - fixed / HD=52 mm	B	190	Pair	16
<p><i>Half overlay</i></p> 	394.011.063 394.220.061	110° / 8 mm / Screw - fixed / HD=52 mm	B	200	Pair	16
<p><i>Full inset*</i></p> 	394.012.065 394.220.061	110° / 17 mm / Screw - fixed / HD=52 mm	B	210	Pair	16
<p><i>Full overlay</i></p> 	394.020.060 394.220.061	165° / 0 mm / Screw - fixed / HD=52 mm	B	588	Pair	16
<p><i>Half overlay</i></p> 	318.611.064 394.220.061	165° / 9 mm / Screw - fixed / HD=52 mm	C	620	Pair	16
<p><i>Full inset*</i></p> 	318.612.066 394.220.061	165° / 18 mm / Screw - fixed / HD=52 mm	C	640	Pair	16
	394.220.061	Rapid Mounting Plate / Screw-Fixed / 0 mm	B	15	500	16

INDAMATIC HINGES

MESUCO 131x rapid with indamatic integrated. Quick assembly. Standard Mounting Plate

PICTURE	PART NUMBER	DESCRIPTION	AVAILABILITY	PRICE MRP	PACKING UNIT	CATALOGUE PAGE
<p><i>Full overlay</i></p> 	<p>394.110.065 394.310.066</p>	<p>110° / 0 mm / Screw - fixed / HD=52 mm</p>	A	395	Pair	20
<p><i>Half overlay</i></p> 	<p>394.111.060 394.310.066</p>	<p>110° / 8 mm / Screw - fixed / HD=52 mm</p>	B	405	Pair	20
<p><i>Full inset*</i></p> 	<p>394.112.062 394.310.066</p>	<p>110° / 17 mm / Screw - fixed / HD=52 mm</p>	B	415	Pair	20
<p><i>Full overlay</i></p> 	<p>319.240.062 394.310.066</p>	<p>165° / 0 mm / Screw - fixed / HD=52 mm</p>	B	1162	Pair	20
	<p>319.270.066 394.310.066</p>	<p>30° - 140° / 0 mm / Screw - fixed / HD=52 mm</p>	B	636	Pair	20
	<p>319.280.065 394.310.066</p>	<p>45° - 155° / 0 mm / Screw - fixed / HD=52 mm</p>	C	636	Pair	20
	<p>319.290.064 394.310.066</p>	<p>90° - 200° / 0 mm / Screw - fixed / HD=52 mm</p>	B	636	Pair	20
	<p>394.310.066</p>	<p>Rapid INDAmatic Mounting Plate / Screw-Fixed / 0 mm</p>	B	20	400	20

MESUCO 131x rapid with INDAmatic integrated. Quick assembly. Eccentric Mounting Plate

PICTURE	PART NUMBER	DESCRIPTION	AVAILABILITY	PRICE MRP	PACKING UNIT	CATALOGUE PAGE
<i>Full overlay</i>						
	394.110.065 394.350.062	110° / 0 mm / Screw - fixed / HD=52 mm + ECC Mounting plate	A	400	Pair	20
<i>Half overlay</i>						
	394.111.060 394.350.062	110° / 8 mm / Screw - fixed / HD=52 mm + ECC Mounting plate	B	410	Pair	20
<i>Full inset*</i>						
	394.112.062 394.350.062	110° / 17 mm / Screw - fixed / HD=52 mm + ECC Mounting plate	B	420	Pair	20
<i>Full overlay</i>						
	319.240.062 394.350.062	165° / 0 mm / Screw - fixed / HD=52 mm + ECC Mounting plate	B	1172	Pair	20
	319.270.066 394.350.062	30° - 140° / 0 mm / Screw - fixed / HD=52 mm + ECC Mounting plate	B	646	Pair	20
	319.280.065 394.350.062	45° - 155° / 0 mm / Screw - fixed / HD=52 mm + ECC Mounting plate	C	646	Pair	20
	319.290.064 394.350.062	90° - 200° / 0 mm / Screw - fixed / HD=52 mm + ECC Mounting plate	B	646	Pair	20
	394.350.062	Rapid INDAmatic Mounting Plate / Screw-Fixed-Eccentric / 0 mm	A	25	200	20

COVERS
Hinge Cover

	302.131.266	Steel Nickel-plated	B	197	200	23
	302.131.052	Decorative cover cap. Ref. 52 mm	B	197	200	23

SPECIAL HINGES
Corner hinges

	319.295.060 394.310.066	Corner Hinge / Screw Fixed / HD 52 mm	B	1161	Pair	24
---	----------------------------	---------------------------------------	---	-------------	------	----

06. RUNNERS

Komplet

Concealed runners

This is a fully extracting telescopic runner capable of supporting weights of up to 30Kg and which guarantees a smooth and silent opening and closing movement.

This solution is fitted with the latest version of the INDAmatic damper and allows three types of adjustment: height, lateral and depth.



KOMPLET

Full extension, soft closing. Clip mounting: INDAmatic

PICTURE	PART NUMBER	DESCRIPTION	AVAILABILITY	PRICE MRP	PACKING UNIT	CATALOGUE PAGE
	739.027.030	270	A	1500	20	80
	739.030.036	300	A	1524	20	80
	739.035.032	350	A	1524	20	80
	739.040.035	400	A	1657	20	80
	739.045.031	450	A	1722	10	80
	739.050.034	500	A	1788	10	80
	739.055.030	550	A	1922	10	80
	739.060.033	600	A	2120	10	80

Front fixing bracket

	739.520.316	With height and lateral adjustment	A	200	20	80
	739.530.315	With height, lateral and depth adjustment	C	289	20	80

DRAWER FRONT ADJUSTER

Adjusters for wooden drawers

	731.000.001	Centerer for fronts - White	C	22	2500	81
	957.022.032	Fixing screw M4 x 22	C	3	2500	81

Telescopic runner C45 for wooden drawers

PICTURE	PART NUMBER	DESCRIPTION	AVAILABILITY	PRICE MRP	PACKING UNIT	CATALOGUE PAGE
	798.925.750	Zinc - 250 mm Full Extension	A	285	10	82
	798.930.753	Zinc - 300 mm Full Extension	A	345	10	82
	798.935.756	Zinc - 350 mm Full Extension	A	390	10	82
	798.940.752	Zinc - 400 mm Full Extension	A	415	10	82
	798.945.755	Zinc - 450 mm Full Extension	A	442	5	82
	798.950.751	Zinc - 500 mm Full Extension	A	510	5	82
	798.955.754	Zinc - 550 mm Full Extension	A	590	5	82
	798.960.750	Zinc - 600 mm Full Extension	A	640	5	82
	798.925.256	Black - 250 mm Full Extension	A	285	10	82
	798.930.252	Black - 300 mm Full Extension	A	345	10	82
	798.935.255	Black - 350 mm Full Extension	A	390	10	82
	798.940.251	Black - 400 mm Full Extension	A	415	10	82
	798.945.254	Black - 450 mm Full Extension	A	442	5	82
	798.950.250	Black - 500 mm Full Extension	A	510	5	82
	798.955.253	Black - 550 mm Full Extension	A	590	5	82
	798.960.256	Black - 600 mm Full Extension	A	640	5	82

 Telescopic runner C45 **INDAmatic** for wooden drawers

	798.830.756	Zinc - 300 mm Full Extension INDAmatic	A	950	10	82
	798.835.752	Zinc - 350 mm Full Extension INDAmatic	A	955	10	82
	798.840.755	Zinc - 400 mm Full Extension INDAmatic	A	1025	10	82
	798.846.753	Zinc - 450 mm Full Extension INDAmatic	A	1035	5	82
	798.850.754	Zinc - 500 mm Full Extension INDAmatic	A	1045	5	82
	798.855.750	Zinc - 550 mm Full Extension INDAmatic	A	1180	5	82
798.860.753	Zinc - 600 mm Full Extension INDAmatic	A	1270	5	82	
	798.830.255	Black - 300 mm Full Extension INDAmatic	A	950	10	82
	798.835.251	Black - 350 mm Full Extension INDAmatic	A	955	10	82
	798.840.254	Black - 400 mm Full Extension INDAmatic	A	1025	10	82
	798.846.256	Black - 450 mm Full Extension INDAmatic	A	1035	5	82
	798.850.253	Black - 500 mm Full Extension INDAmatic	A	1045	5	82
	798.855.256	Black - 550 mm Full Extension INDAmatic	A	1180	5	82
798.860.252	Black - 600 mm Full Extension INDAmatic	A	1270	5	82	

Cisne 45-X2 PUSH

	799.030.750	Cisne 45-X2 Push 300 Ext. Total Cinc	A	950	10	82
	799.035.753	Cisne 45-X2 Push 350 Ext. Total Cinc	A	955	10	82
	799.040.756	Cisne 45-X2 Push 400 Ext. Total Cinc	A	1025	10	82
	799.045.752	Cisne 45-X2 Push 450 Ext. Total Cinc	A	1035	10	82
	799.050.755	Cisne 45-X2 Push 500 Ext. Total Cinc	A	1045	5	82