






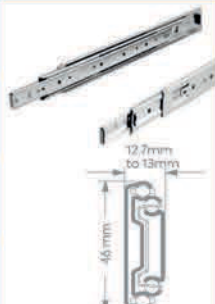








DRAWER SLIDES & HINGES

SR. NO.	ITEM	ITEM-CODE	SIZE	FINISH	PCS. / Set	SPU	MRP
DRAWER SLIDES							
	Bottom Mounting Drawer Slides	BMDS30	300 mm	IV/BR/ BL	Set of 4 Pcs.	15	170
		BMDS35	350 mm	IV/BR/ BL	Set of 4 Pcs.	15	190
		BMDS40	400 mm	IV/BR/ BL	Set of 4 Pcs.	15	208
		BMDS45	450 mm	IV/BR /BL	Set of 4 Pcs.	15	232
		BMDS50	500 mm	IV/BR/ BL	Set of 4 Pcs.	15	254
	Full Panel with 6mm Bottom Track (Ht.54mm)	FPDS54-30-6	300 mm	IV	Set of 4 Pcs.	30	282
		FPDS54-35-6	350 mm	IV	Set of 4 Pcs.	30	322
		FPDS54-40-6	400 mm	IV	Set of 4 Pcs.	30	352
		FPDS54-45-6	450 mm	IV	Set of 4 Pcs.	30	390
		FPDS54-50-6	500 mm	IV	Set of 4 Pcs.	30	424
	Full Panel with 6mm Bottom Track (Ht.86mm)	FPDS86-30-6	300 mm	IV	Set of 4 Pcs.	25	358
		FPDS86-35-6	350 mm	IV	Set of 4 Pcs.	25	404
		FPDS86-40-6	400 mm	IV	Set of 4 Pcs.	25	440
		FPDS86-45-6	450 mm	IV	Set of 4 Pcs.	25	488
		FPDS86-50-6	500 mm	IV	Set of 4 Pcs.	25	530
	Full Panel with 6mm Bottom Track (Ht.125mm)	FPDS125-30-6	300 mm	IV	Set of 4 Pcs.	15	442
		FPDS125-35-6	350 mm	IV	Set of 4 Pcs.	15	498
		FPDS125-37-6	375 mm	IV	Set of 4 Pcs.	15	524
		FPDS125-40-6	400 mm	IV	Set of 4 Pcs.	15	544
		FPDS125-45-6	450 mm	IV	Set of 4 Pcs.	15	608
		FPDS125-50-6	500 mm	IV	Set of 4 Pcs.	15	660
		FPDS125-55-6	550 mm	IV	Set of 4 Pcs.	15	714
	Full Panel with 6mm Bottom Track (Ht.150mm)	FPDS150-35-6	350 mm	IV	Set of 4 Pcs.	15	544
		FPDS150-40-6	400 mm	IV	Set of 4 Pcs.	15	596
		FPDS150-45-6	450 mm	IV	Set of 4 Pcs.	15	666
		FPDS150-50-6	500 mm	IV	Set of 4 Pcs.	15	726
	Full Panel Quick Fit (Ht.54, 86, 125mm)	FPQ54-40-40	54 x 400 x 400	IV	Set of 5 Pcs.	25	452
		FPQ54-40-45	54 x 400 x 450	IV	Set of 5 Pcs.	25	470
		FPQ54-45-40	54 x 450 x 400	IV	Set of 5 Pcs.	25	496
		FPQ54-45-45	54 x 450 x 450	IV	Set of 5 Pcs.	25	504
		FPQ86-40-40	86 x 400 x 400	IV	Set of 5 Pcs.	20	568
		FPQ86-40-45	86 x 400 x 450	IV	Set of 5 Pcs.	20	594
		FPQ86-45-40	86 x 450 x 400	IV	Set of 5 Pcs.	20	610
		FPQ86-45-45	86 x 450 x 450	IV	Set of 5 Pcs.	20	636
		FPQ125-40-40	125 x 400 x 400	IV	Set of 5 Pcs.	10	702
		FPQ125-40-45	125 x 400 x 450	IV	Set of 5 Pcs.	10	732
		FPQ125-45-40	125 x 450 x 400	IV	Set of 5 Pcs.	10	752
		FPQ125-45-45	125 x 450 x 450	IV	Set of 5 Pcs.	10	786


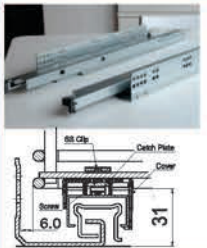



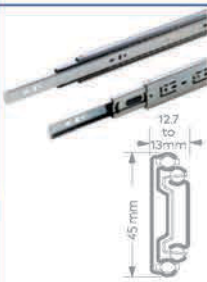
DRAWER SLIDES & HINGES

SR NO.	ITEM	ITEM-CODE	SIZE	FINISH	PCS. / Set	SPU	MRP
PRIMARY SERIES							
	Sleek Telescopic Drawer Slides - (I) 30	STDS25-I-30	250 mm	ZW	Set of 2 Pcs.		228
		STDS30-I-30	300 mm	ZW	Set of 2 Pcs.		272
		STDS35-I-30	350 mm	ZW	Set of 2 Pcs.		318
		STDS40-I-30	400 mm	ZW/ZB	Set of 2 Pcs.		362
		STDS45-I-30	450 mm	ZW/ZB	Set of 2 Pcs.		410
		STDS50-I-30	500 mm	ZW/ZB	Set of 2 Pcs.		454
	Sleek Telescopic Drawer Slides -35	STDS-35-35	350 mm	ZW/ZB	Set of 2 Pcs.	10	416
		STDS-40-35	400 mm	ZW/ZB	Set of 2 Pcs.	10	442
		STDS-45-35	450 mm	ZW/ZB	Set of 2 Pcs.	10	474
		STDS-50-35	500 mm	ZW/ZB	Set of 2 Pcs.	10	520
	Sleek Telescopic Drawer Slides - (I) 35	STDS20-I-35	200 mm	ZW/ZB	Set of 2 Pcs.	10	240
		STDS25-I-35	250 mm	ZW/ZB	Set of 2 Pcs.	10	302
		STDS30-I-35	300 mm	ZW/ZB	Set of 2 Pcs.	10	362
		STDS35-I-35	350 mm	ZW/ZB	Set of 2 Pcs.	10	416
		STDS40-I-35	400 mm	ZW/ZB	Set of 2 Pcs.	10	442
		STDS45-I-35	450 mm	ZW/ZB	Set of 2 Pcs.	10	474
		STDS50-I-35	500 mm	ZW/ZB	Set of 2 Pcs.	10	520
		STDS55-I-35	550 mm	ZW/ZB	Set of 2 Pcs.	10	574
		STDS60-I-35	600 mm	ZW/ZB	Set of 2 Pcs.	10	626
		STDS75-I-35	750 mm	ZW	Set of 2 Pcs.	10	780
STDS90-I-35	900 mm	ZW	Set of 2 Pcs.	10	940		
	Sleek Telescopic Drawer Slides - (I) 45	STDS25-I-45	250 mm	ZW/ZB	Set of 2 Pcs.	10	344
		STDS30-I-45	300 mm	ZW/ZB	Set of 2 Pcs.	10	384
		STDS35-I-45	350 mm	ZW/ZB	Set of 2 Pcs.	10	424
		STDS40-I-45	400 mm	ZW/ZB	Set of 2 Pcs.	10	486
		STDS45-I-45	450 mm	ZW/ZB	Set of 2 Pcs.	10	546
		STDS50-I-45	500 mm	ZW/ZB	Set of 2 Pcs.	10	596
		STDS55-I-45	550 mm	ZW/ZB	Set of 2 Pcs.	10	668
		STDS60-I-45	600 mm	ZW/ZB	Set of 2 Pcs.	10	728
		STDS75-I-45	750 mm	ZW/ZB	Set of 2 Pcs.	10	910
		STDS90-I-45	900 mm	ZW/ZB	Set of 2 Pcs.	10	1090

DRAWER SLIDES & HINGES

SR. NO.	ITEM	ITEM-CODE	SIZE	FINISH	PCS. / Set	SPU	MRP
SOFT CLOSE / PUSH OPEN SERIES							
	Sleek Telescopic Drawer Slides - (I) 35 - Soft Close	STDS30-I-35-SC	300 mm	ZW	Set of 2 Pcs.	10	544
		STDS35-I-35-SC	350 mm	ZW/ZB	Set of 2 Pcs.	10	602
		STDS40-I-35-SC	400 mm	ZW/ZB	Set of 2 Pcs.	10	660
		STDS45-I-35-SC	450 mm	ZW/ZB	Set of 2 Pcs.	10	710
		STDS50-I-35-SC	500 mm	ZW/ZB	Set of 2 Pcs.	10	766
		STDS55-I-35-SC	550 mm	ZW	Set of 2 Pcs.	10	824
		STDS60-I-35-SC	600mm	ZW	Set of 2 Pcs.	10	880
	Premium Sleek Telescopic Slides - Soft Close - 45 kg	PSTDS30-SC	300mm	ZW	Set of 2 Pcs.	10	1124
		PSTDS35-SC	350mm	ZW	Set of 2 Pcs.	10	1186
		PSTDS40-SC	400mm	ZW	Set of 2 Pcs.	10	1242
		PSTDS45-SC	450mm	ZW	Set of 2 Pcs.	10	1314
		PSTDS50-SC	500mm	ZW	Set of 2 Pcs.	10	1378
		PSTDS55-SC	550mm	ZW	Set of 2 Pcs.	10	1450
		PSTDS60-SC	600mm	ZW	Set of 2 Pcs.	10	1534
	Sleek Telescopic Slides - Push Open - 45kg	PSTDS40-PO	400mm	ZW	Set of 2 Pcs.	10	1212
		PSTDS45-PO	450mm	ZW	Set of 2 Pcs.	10	1288
		PSTDS50-PO	500mm	ZW	Set of 2 Pcs.	10	1372
	Sleek Telescopic Drawer Slides - (I) 35 - Push Open	STDS35-I-35-PO	350MM	ZW	Set of 2 Pcs		568
		STDS40-I-35-PO	400MM	ZW	Set of 2 Pcs		620
		STDS45-I-35-PO	450MM	ZW	Set of 2 Pcs		674
		STDS50-I-35-PO	500MM	ZW	Set of 2 Pcs		728

DRAWER SLIDES & HINGES

SR NOS	ITEM	ITEM-CODE	SIZE	FINISH	PCS. / Set	SPU	MRP
Concealed Drawer Slides							
	Concealed Drawer Slide - Slim 2 (with Facia Bracket)	CDSS230-SC	300MM	ZW	Set		1160
		CDSS235-SC	350MM	ZW	Set		1198
		CDSS240-SC	400MM	ZW	Set		1312
		CDSS245-SC	450MM	ZW	Set		1396
		CDSS250-SC	500MM	ZW	Set		1512
		CDSS255-SC	550MM	ZW	Set		1638
	Concealed Drawer Slide - Slim 2 (for Kitchen Basket - w/o Facia Bracket)	CDSS2HKB-50-SC	500 mm	ZW	Set		1510
	Concealed Drawer Slide - Slim 2 (for Undermount Kitchen Baskets - w/o Facia Bracket / Extendo)	CDSS2KB-45-SC	450MM	ZW	Set		1412
SS 304 SERIES							
	Sleek Telescopic Drawer Slides - 35Kg. (SS304)	STDS40-35SS	400 mm	SS	Set of 2 Pcs.		1616
		STDS45-35SS	450 mm	SS	Set of 2 Pcs.		1808
		STDS50-35SS	500 mm	SS	Set of 2 Pcs.		2012
	Sleek Telescopic Drawer Slides - 35Kg. (SS304) - Soft Close	STDS40-35SS-SC	400 mm	SS	Set of 2 Pcs.		1830 *
		STDS45-35SS-SC	450 mm	SS	Set of 2 Pcs.		2034 *
		STDS50-35SS-SC	500 mm	SS	Set of 2 Pcs.		2226 *
	Sleek Telescopic Drawer Slides - 45Kg. (SS 304)	STDS40-45SS	400mm	SS	Set of 2 Pcs.	10	2284
		STDS45-45SS	450mm	SS	Set of 2 Pcs.	10	2488
		STDS50-45SS	500mm	SS	Set of 2 Pcs.	10	2728
		STDS55-45SS	550mm	SS	Set of 2 Pcs.	10	2930
	Sleek Telescopic Drawer Slides SS304 - Soft Close	STDS40-45SS-SC	400mm	SS	Set of 2 Pcs.	10	3064
		STDS45-45SS-SC	450mm	SS	Set of 2 Pcs.	10	3268
		STDS50-45SS-SC	500mm	SS	Set of 2 Pcs.	10	3510

DRAWER SLIDES & HINGES

SR NOS.	ITEM	ITEM-CODE	SIZE	FINISH	PCS. / Set	SPU	MRP
SPECIALITY SERIES							
	Steel Furniture Drawer Slides (35kg)	SFDS40-35	400 mm	ZW	Set of 2 Pcs.	10	470
		SFDS45-35	450 mm	ZW	Set of 2 Pcs.	10	534
		SFDS50-35	500 mm	ZW	Set of 2 Pcs.		590
		SFDS55-35	550 mm	ZW	Set of 2 Pcs.	10	652
	Heavy Duty Drawer Slides - 90 Kg	HD90-45	450 mm	ZW	Set of 2 pcs.		1290
		HD90-50	500 mm	ZW	Set of 2 pcs.		1430
		HD90-60	600 mm	ZW	Set of 2 pcs.		1720
		HD90-75	750 mm	ZW	Set of 2 pcs.		2150
		HD90-90	900 mm	ZW	Set of 2 pcs.		2570
	Heavy Duty Drawer Slides - 125 Kg	HD125-45	450 mm	ZW	Set of 2 pcs.		1390
		HD125-50	500 mm	ZW	Set of 2 pcs.		1552
		HD125-55	550 mm	ZW	Set of 2 pcs.		1714
		HD125-60	600 mm	ZW	Set of 2 pcs.		1852
		HD125-75	750 mm	ZW	Set of 2 pcs.		2350
		HD125-90	900 mm	ZW	Set of 2 pcs.		2804
	Computer Keyboard Slide with Full extension	CKSE25-I-35FE	250mm	BL	Set	10	456
	Computer Keyboard Slide	CKDS-35	350 mm	ZW/ZB	Set of 2 Pcs.	10	420
		CKDS-45	450 mm	ZW/ZB	Set of 2 Pcs.	10	406
	Computer Keyboard Slide (Eco) series	CKSE-35-I	350 mm	ZW/ZB	Set of 2 pcs	20	350
	Two Way Slide	TWDS-200-325	200 mm	ZW/ZB	Set of 2 Pcs.	20	158
		TWDS-300-485	300 mm	ZW/ZB	Set of 2 Pcs.	25	202
		TWDS-375-655	375 mm	ZW/ZB	Set of 2 Pcs.		242
		TWDS-420-710	420 mm	ZW/ZB	Set of 2 Pcs.	25	266

DRAWER SLIDES & HINGES

SR. NO.	ITEM	ITEM-CODE	SIZE	FINISH	PCS. / Set	SPU	MRP
HINGES							
1. PRIMARY SERIES							
Slip on Hinge - Euro							
	Slip on Hinge - Euro - Overlay, Half Overlay & Inset	E-HS1	ø 35 mm	NP	Set of 2 Pcs.	100	89
		E-HS2	ø 35 mm	NP	Set of 2 Pcs.	100	98
		E-HS3	ø 35 mm	NP	Set of 2 Pcs.	100	102
* (Note : Add Rs. 9/- to the MRP & D1 to the Item code for Hinge with Dowel)							
	Slip on Hinge - EURO with 4 Hole Mounting Plate - Overlay, Half Overlay & Inset	E-HS1M1	ø 35 mm	NP	Set of 2 Pcs.	100	96
		E-HS2M1	ø 35 mm	NP	Set of 2 Pcs.	100	102
		E-HS3M1	ø 35 mm	NP	Set of 2 Pcs.	100	108
	Slip on Hinge - EURO with 4 Hole Mounting Plate - Overlay, Half Overlay - 30mm	E-HS1M130	ø 35 mm	NP	Set of 2 Pcs.	100	96
		E-HS2M130	ø 35 mm	NP	Set of 2 Pcs.	100	102
Click on Hinge (I)							
	Click on Hinge (I) - Overlay, Half Overlay & Inset	HC1-I	ø 35 mm	NP	Set of 2 Pcs.	100	138
		HC2-I	ø 35 mm	NP	Set of 2 Pcs.	100	142
		HC3-I	ø 35 mm	NP	Set of 2 Pcs.	100	148
2. SOFT CLOSE / PUSH OPEN SERIES							
Euro Slow Motion Hinge							
	EURO - Slow Motion Hinge Overlay with 2 hole Mounting Plate	E-HSM1	ø 35 mm	NP	Set of 2 Pcs.	50	182
	EURO - Slow Motion Hinge Half Overlay with 2 hole Mounting Plate	E-HSM2	ø 35 mm	NP	Set of 2 Pcs.	50	186
	EURO - Slow Motion Hinge Inset with 2 hole Mounting Plate	E-HSM3	ø 35 mm	NP	Set of 2 Pcs.	50	194
	EURO - Slow Motion Hinge Overlay with 4 hole Mounting Plate	E-HSM1-M1	ø 35 mm	NP	Set of 2 Pcs.	50	188
	EURO - Slow Motion Hinge Half Overlay with 4 hole Mounting Plate	E-HSM2-M1	ø 35 mm	NP	Set of 2 Pcs.	50	200
	EURO - Slow Motion Hinge Inset with 4 hole Mounting Plate	E-HSM3-M1	ø 35 mm	NP	Set of 2 Pcs.	50	204
Hinge Slow Motion							
	Hinge Slow-Motion - Overlay, Half Overlay & Inset	HSM1	ø 35 mm	NP	Set of 2 Pcs.	50	222
		HSM2	ø 35 mm	NP	Set of 2 Pcs.	50	224
		HSM3	ø 35 mm	NP	Set of 2 Pcs.	50	230
Hinge Slow Motion - 3D							
	Hinge Slow-Motion - 3D Overlay	HSM1-3D	ø 35 mm	NP	Set	50	290
	Hinge Slow-Motion - 3D Half Overlay	HSM2-3D	ø 35 mm	NP	Set	50	290
	Hinge Slow-Motion - 3D Inset	HSM3-3D	ø 35 mm	NP	Set	50	290

DRAWER SLIDES & HINGES

SR. NO.	ITEM	ITEM-CODE	SIZE	FINISH	PCS. / Set	SPU	MRP
125° Hinge							
	125° Hinge - Overlay (Soft Close)	H125-1-SC	ø 35 mm		Set of 2 Pcs.		308
E SOFT LINEAR HINGES							
	E Soft Linear Hinge - 3D Full Overlay with Linear Mounting Plate	ESL1	Shutter cavity: Ø35mm, 11.4mm deep Shutter thickness : 14-22mm	NP	Set of 2 Pcs.		348
	E Soft Linear Hinge - 3D Half Overlay with Linear Mounting Plate	ESL2	Shutter cavity: Ø35mm, 11.4mm deep Shutter thickness : 14-22mm	NP	Set of 2 Pcs.		348
	E Soft Linear Hinge - 3D Inset with Linear Mounting Plate	ESL3	Shutter cavity: Ø35mm, 11.4mm deep Shutter thickness : 14-22mm	NP	Set of 2 Pcs.		348
	E Soft Linear Hinge - Plastic Covers Nickel Plated	ESL-C-NP		NP	Set		94
	E Soft Linear Hinge - 3D Full Overlay with Linear Mounting Plate	ESL1-TN	Shutter cavity: Ø35mm, 11.4mm deep Shutter thickness : 14-22mm	TN	Set of 2 Pcs.		418
	E Soft Linear Hinge - 3D Half Overlay with Linear Mounting Plate	ESL2-TN	Shutter cavity: Ø35mm, 11.4mm deep Shutter thickness : 14-22mm	TN	Set of 2 Pcs.		418
	E Soft Linear Hinge - 3D Inset with Linear Mounting Plate	ESL3-TN	Shutter cavity: Ø35mm, 11.4mm deep Shutter thickness : 14-22mm	TN	Set of 2 Pcs.		418
	E Soft Linear Hinge - Plastic Covers Titanium	ESL-C-TN		TN	Set		96
Thick Door Hinge 15-35							
	Thick Door Hinge 15-35mm - Full Overlay - Soft Close (For shutter thickness 18-30mm)	HTD1-15-35-SC	ø 35 mm	NP	Set of 2 Pcs.		318
	Thick Door Hinge 15-35mm - Half Overlay - Soft Close (For shutter thickness 18-30mm)	HTD2-15-35-SC	ø 35 mm	NP	Set of 2 Pcs.		318
Thick Door Hinge - Soft Close							
	Thick Door Hinge - Overlay - Soft Close (For shutter thickness 18-30mm)	HTD1-SC	ø 40 mm	NP	Set of 2 Pcs.	50	346
	Thick Door Hinge Half Overlay - Soft Close (For shutter thickness 18-30mm)	HTD2-SC	ø 40 mm	NP	Set	50	346
	Thick Door Hinge Inset - Soft Close (For shutter thickness 18-30mm)	HTD3-SC	ø 35 mm	NP	Set	50	346

DRAWER SLIDES & HINGES

SR NOS.	ITEM	ITEM-CODE	SIZE	FINISH	PCS. / Set	SPU	MRP
Hinge Push Open							
	Hinges Push Open - Overlay, Half Overlay & Inset (With magnetic Push Open Fittings)	HPO1-POM	ø 35 mm	NP	Set		194
		HPO2-POM	ø 35 mm	NP	Set		194
		HPO3-POM	ø 35 mm	NP	Set		194
3. SS 304 SERIES							
EURO - Slip On Hinge SS304							
	EURO - Slip On Hinge Overlay SS 304 - 4 hole mounting plate	E-HS1-SS-M1	ø 35 mm	SS	Set of 2 Pcs.		318
	EURO - Slip On Hinge Half Overlay SS 304 - 4 hole mounting plate	E-HS2-SS-M1	ø 35 mm	SS	Set of 2 Pcs.		322
Hinge Slow Motion - SS304							
	Hinge Slow Motion Overlay - SS304 - with 4 hole Mounting Plate - SS304	HSM1M1-SS	ø 35 mm	SS	Set of 2 Pcs		460
	Hinge Slow Motion Half Overlay - SS304 - with 4 hole Mounting Plate - SS304	HSM2M1-SS	ø 35 mm	SS	Set of 2 Pcs		466
	Hinge Slow Motion Inset - SS304 - with 4 hole Mounting Plate - SS304	HSM3M1-SS	ø 35 mm	SS	Set of 2 Pcs		470
	EURO - Slow Motion Hinge Overlay / Half Overlay SS304	E-HSM2-SS	ø 35 mm	EP	Set of 2 Pcs.	50	396 •
4. SPECIALITY SERIES							
Thick Door Hinge							
	Thick Door Hinge - Overlay, Half Overlay & Inset (For shutter thickness 18-30mm)	HTD1	ø 40 mm	NP	Set of 2 Pcs.	100	236
		HTD2	ø 40 mm	NP	Set of 2 Pcs.	100	238
		HTD3	ø 40 mm	NP	Set of 2 Pcs.	100	244
Mini Hinge							
	Mini Hinge - Overlay, Half Overlay & Inset	HM1	ø 26 mm	NP	Set of 2 Pcs.	100	80
		HM2	ø 26 mm	NP	Set of 2 Pcs.	100	82

DRAWER SLIDES & HINGES

SR NOS.	ITEM	ITEM-CODE	SIZE	FINISH	PCS. / Set	SPU	MRP
Folding Door Hinge / Folding Door Hinge (I)							
	Folding Door Hinge	HFD1	ø 35 mm	NP	Set of 2 Pcs.	100	392
	Folding Door Hinge (I)	HFD1-I	ø 35 mm	NP	Set of 2 Pcs.	100	364
Blind Corner Hinge Euro/ Blind Corner Hinge- Soft Close							
	Blind Corner Hinge-EURO	EHBC1	ø 35 mm	NP	Set of 2 Pcs.	100	276
	Blind Corner Hinge-Soft Close	HBC1-SC	ø 35 mm	NP	Set of 2 Pcs.	50	444
Short Arm Hinge/ Short Arm Hinge Soft close							
	Short Arm Hinge with 4 hole mounting plate	HSA1M1	ø 35 mm	NP	Set of 2 Pcs.	100	94
	Short Arm Hinge with 4 hole mounting plate - Soft Close	HSA1M1-SC	ø 35 mm	NP	Set of 2 Pcs.		178
Hinge 270°							
	Hinge 270°	H270	ø 35 mm	NP	Set of 2 Pcs.	50	602
45° Cross Corner Hinge-EURO							
	45° Cross Corner Hinge-EURO	EH45	ø 35 mm	NP	Set of 2 Pcs.	100	276
Glass Door Hinge/Glass Door Hinge-Soft close							
	Glass Door Hinge - Overlay, Half Overlay, Inset - ø26 mm	HGD1-26	ø26 mm	NP	Set of 2 Pcs.	100	146
		HGD2-26	ø26 mm	NP	Set of 2 Pcs.	100	146
		HGD3-26	ø26 mm	NP	Set of 2 Pcs.	100	146
	Glass Door Hinge - Overlay (Soft Close) - ø35 mm	HGD1-35-SC	ø 35 mm	NP	Set of 2 Pcs.	50	442

DRAWER SLIDES & HINGES

SR. NOS.	ITEM	ITEM-CODE	SIZE	FINISH	PCS. / Set	SPU	MRP
155° Hinge - Zero Protrusion (Soft Close)							
	155° Hinge - Zero Protrusion (Soft Close) - Overlay	H155-1-SC	ø 35 mm	NP	Set of 2 Pcs.		758
	155° Hinge Zero Protrusion- (Soft Close) - Half Overlay	H155-2-SC	ø 35 mm	NP	Set of 2 Pcs.		758
165° Hinge(I)							
	165° Hinge - Overlay & Half Overlay (I)	H165-1-I	ø 35 mm	NP	Set of 2 Pcs.	10	428
		H165-2-I	ø 35 mm	NP	Set of 2 Pcs.	10	428
165° Hinge Soft Close							
	165° Hinge - Overlay & Half Overlay (Soft Close)	H165-1-SC	ø 35 mm	NP	Set of 2 Pcs.	50	736
		H165-2-SC	ø 35 mm	NP	Set of 2 Pcs.	50	736
	Glass Hinge - Inset	HG11	4-6mm Glass	CP	Set of 2 Pcs.	50	240
	Inline Hinge	HI1		BL	Set of 2 Pcs.	50	262
	Pivot Hinge with Spring (For Steel Furniture)	HPS1	90 x 15 mm	ZY	Each	25	32
	Pivot Hinge SS (Inset)	PH-I		RS	Set of 2 Pcs	50	118
	Pivot Glass Hinge 8 mm	PGH1	60 x 50 x 16 mm	SS 304	Set of 2 Pcs.		362
	Cabinet Hinge	HCT1		AT/WM/SL	Set of 2 Pcs.	30	64
	Spring Loaded Hinge	HL1PC		WM/BL/BR/AT	Set of 2 Pcs.	25	72
		HL1NP		NP	Set of 2 Pcs.	25	94
	Cranked Hinge	HKPC1		WM/BL/BR	Set of 2 Pcs.	50	74
		HKPL1		NP	Set of 2 Pcs.	50	92
ACCESSORIES							
	Dowel for Hinge - EURO	E-HD1		WH	Set of 4 Pcs.	800	12.50
	Ø 35 mm Cover	HHC35		FW	Each	300	119 /25pcs.